

STRUCTURAL STUDIES IN TELLURIUM CHEMISTRY

by

ANTONY ALAN WEST

A Thesis Submitted for the Degree of Doctor of Philosophy

at

THE UNIVERSITY OF ASTON IN BIRMINGHAM

SEPTEMBER 1989

This copy of the thesis has been supplied on condition that who consults it is understood to recognise that its copyright rest with its author and that no quotation from the thesis and no information derived from it may be published without the author's prior, written consent.

The University of Aston in Birmingham

STRUCTURAL STUDIES IN TELLURIUM CHEMISTRY

by

Antony Alan West

A Thesis Submitted for the Degree of Doctor of

Philosophy

September 1989

SUMMARY

The primary theme of this research was the characterisation of new and novel organo-tellurium complexes. Using the technique of single crystal X-ray analysis to establish more firmly the various coordination modes of tellurium. In each study the unit cell dimensions and intensity data were collected using an Enraf-Nonius CAD-4, four circle diffractometer. The raw data collected in turn was transferred to the Birmingham University Honeywell Multics System and processed using the appropriate computer packages for the determination of crystal structures.

The molecular and crystal structures of bis[2-(2-pyridyl)phenyl]tritelluride, bis[2-(N-hydroxy)iminophenyl] ditelluride, 2-(2-pyridyl)phenyltellurium(IV) tribromide, (2-N,N-dimethylbenzylamine-C,N')tellurium(IV)tribromide, 2-dichloro(butyl)tellurobenzaldehyde, 2-dichloro(butyl)telluro-N-dimethylbenzyl ammonium chloride, dimethyldithiocarbamate[2-(2-pyridyl)phenyl]tellurium(II), dimethyldithiocarbamate[2-(2-quinoliny)phenyl]tellurium(II) and *para*-ethoxyphenyl[2-(2-pyridyl)phenyl]telluride are described. In each structure, the Lewis acidity of tellurium appears to be satisfied by autocomplex formation, through short-range intramolecular secondary bonds between tellurium and an electron denoting species, (generally nitrogen in these structures). With long range weak inter-molecular contacts forming in the majority of the tellurium(IV) structures. The order of Lewis acidity in each structure can be considered to be reflected by the length of the short range intramolecular secondary bond, identified, that is, when tellurium has a low Lewis acidity this interaction is long. Interestingly, no primary bonds are found *trans* to a Te-C covalent bond in any of the above structures, highlighting the strong *trans* effect of aromatic and aryl groups in tellurium complexes.

KEY WORDS: Organotellurium, X-ray crystallography, Lewis acidity, *trans* effect, Secondary bonding.

ACKNOWLEDGEMENTS

I wish to express my thanks to Professor W R McWhinnie and Dr T A Hamor for their constant guidance and encouragement during the course of this study. My thanks are also due to Dr N Al-Salim, Dr K Y Abid and Dr H B Singh who synthesised the compounds studied in this work.

I wish to express my appreciation to numerous members of the technical support staff both in the Aston University Department of Chemical Engineering and Applied Chemistry and in the Birmingham University Central Computing Service, who helped in various technical capacities during this study. I also wish to thank the University of Aston for my studentship, without which I would have been unable to carry out this work.

A very special acknowledgement is due to my fiancée Miss Christine Jukes, for her undying love strength and support during the course of the preparation of this thesis and for her care and constant patience in typing this manuscript.

Contents	Page
Title Page	1
Synopsis	2
Acknowledgements	3
Contents Pages	4
List of Tables	8
List of Figures	11
Chapter 1 - Introduction	14
1.1 General Introduction and Theory of Single Crystal X-Ray Crystallography	15
1.1.1 Scattering Factor	16
1.1.2 Structure Factor	17
1.1.3 The Fourier Synthesis	18
1.1.4 Data Reduction	19
1.1.5 The Patterson Synthesis	21
1.1.6 Direct Methods	24
1.1.7 The Difference Synthesis	28
1.1.8 Refinement	28
1.1.9 Thermal Parameters	30
1.1.10 Limitations of Single Crystal X-ray Crystallography	30

1.2	General Introduction on Tellurium	32
1.2.1	Work at Aston University in the Speciality Materials Group	34
1.2.2	Classification of Organotellurium Compounds	35
1.2.3	Lewis Acidity of Organotellurium Compounds	35
1.2.4	Coordination of Tellurium in Oxidation States (II) and (IV)	38
1.2.5	Objectives and Background of this Study	45
Chapter 2 - Experimental		49
2.1	Crystal Growth	50
2.2	Crystal Selection and Mounting	50
2.3	X-ray Analysis	51
2.3.1	Preliminary Photographic Analysis	51
2.3.2	Detailed Photographic Analysis	55
2.3.3	Automatic Counter Techniques	56
2.3.3.1	Search	59
2.3.3.2	Index	59
2.3.3.3	Data Collection	61
2.4	Computer Analysis	65
2.4.1	Reduction of Diffractometer Data	65
2.4.2	Crystallographic Calculations	66

Chapter 3 - Results and Discussion of Individual Structures	70
3.1 Polytelluride Structures	71
3.1.1 Bis[2-(2-pyridyl)phenyl]tritelluride	71
3.1.2 Bis(2-(N-hydroxy)iminophenyl] Ditelluride	80
3.2 Tellurium(IV) Structures	89
3.2.1 2-(2-Pyridyl)phenyltellurium(IV) tribromide	89
3.2.2 (2-N,N-Dimethylbenzylamine-C,N')tellurium(IV) tribromide	99
3.2.3 2-Dichloro(butyl)tellurobenzaldehyde	108
3.2.4 2-Dichloro(butyl)telluro-N-dimethylbenzylammonium Chloride	120
3.3 Tellurium(II) Structures	129
3.3.1 Dimethyldithiocarbamato[2-(2-pyridyl)phenyl]-tellurium(II)	129
3.3.2 Dimethyldithiocarbamato[2-(2-quinoliny)phenyl]-tellurium (II)	139
3.3.3 <i>para</i> - Ethoxyphenyl[2-(2-pyridyl)phenyl]-telluride	153
 Chapter 4 - General Discussion	 161
4.1 General Discussion	161
4.2 Future Work	179

Appendix		181
Appendix 1	Unresolved Structures	182
A1.1	<i>para</i> -Ethoxyphenyl-(2-phenylazophenyl-C,N') ditelluride	183
A1.2	Mercury(II) Complex of a Bis-telluride Ligand, (C ₂₀ H ₂₆ O ₃ Te ₂ HgCl ₂)	185
A1.3	Thallium(I)organotellurium(II)complex, (C ₁₃ H ₉ O ₂ TeTl)	187
A1.4	Bis(4-hydroxy-3-methylphenyl)tellurium(IV), γ -isomer, (C ₇ H ₇ O) ₂ TeCl ₂	189
A1.5	The Perchlorate Salt of Bis-2-(2-pyridyl)phenyltelluride	191
Appendix B	Structural Thermal Parameters	193
Appendix C	Hydrogen Coordinates	204
Appendix D	Structural Factors for each Structural Analysis	215
Appendix E	Supporting Publications	342
References		363

List of Tables	Page	
3.1	Final atomic coordinates for Bis[2-(2-pyridyl)phenyl]tritelluride	75
3.2	Bond distances and bond angles for Bis[2-(2-pyridyl)phenyl]tritelluride	76
3.3	Mean plane calculations and torsion angles for Bis[2-(2-pyridyl)phenyl]tritelluride	77
3.4	Final atomic coordinates for Bis[2-(N-hydroxy)iminophenyl] Ditelluride	84
3.5	Bond distances and bond angles for Bis [2-(N-hydroxy)iminophenyl] Ditelluride	85
3.6	Mean plane calculations for Bis[2-(N-hydroxy)iminophenyl] Ditelluride	86
3.7	Final atomic coordinates for 2-(2-Pyridyl)phenyltellurium(IV) tribromide	93
3.8	Bond distances and bond angles for 2-(2-Pyridyl)phenyltellurium (IV) tribromide	94
3.9	Mean plane calculations and torsion angles for 2-(2-Pyridyl)phenyltellurium(IV) tribromide	95
3.10	Final atomic coordinates for (2-N,N-Dimethylbenzylamine-C,N')tellurium(IV) tribromide	103
3.11	Bond distances and bond angles for (2-N,N-dimethylbenzylamine-C,N')tellurium(IV) tribromide	104
3.12	Mean plane calculations for (2-N,N-Dimethylbenzylamine-C,N')tellurium(IV) tribromide	105

3.13	Final atomic coordinates for 2-Dichloro(butyl)tellurobenzaldehyde	113
3.14	Bond distances and bond angles for 2-Dichloro(butyl)tellurobenzaldehyde	114
3.15	Mean plane calculations for 2-Dichloro(butyl)tellurobenzaldehyde	116
3.16	Final atomic coordinates for 2 Dichloro(butyl)telluro-N-dimethylbenzylammonium Chloride	124
3.17	Bond distances and bond angles for 2-Dichloro(butyl)telluro-N-dimethylbenzylammonium Chloride	125
3.18	Mean plane calculations for 2-Dichloro(butyl)telluro-N-dimethylbenzylammonium Chloride	126
3.19	Final atomic coordinates for Dimethyldithiocarbamato[2-(2-pyridyl)phenyl]- tellurium(II)	133
3.20	Bond distances and bond angles for Dimethyldithiocarbamato[2-(2-pyridyl)phenyl]- tellurium (II)	134
3.21	Mean plane calculations for Dimethyldithiocarbamato[2-(2-pyridyl)phenyl]- tellurium(II)	135
3.22	Final atomic coordinates for Dimethyldithiocarbamato[2-(2-quinoliny)phenyl]- tellurium(II)	144
3.23	Bond distances and bond angles for Dimethyldithiocarbamato[2-(2-quinoliny)phenyl]- tellurium(II)	146

3.24	Mean plane calculations for Dimethyldithiocarbamate[2-(2-quinoliny)phenyl]- tellurium(II)	149
3.25	Final atomic coordinates for <i>para</i> -Ethoxyphenyl[2-(2-pyridyl)phenyl]telluride	156
3.26	Bond distances and bond angles for <i>para</i> -Ethoxyphenyl[2-(2-pyridyl)phenyl]telluride	157
3.27	Mean plane calculations for <i>para</i> -Ethoxyphenyl[2-(2-pyridyl)phenyl]telluride	158
4.1	Salient features of the studied structures	165
4.2	Tellurium-Nitrogen Interactions	176

List of Figures

2.1	Crystal Mounting Techniques	52
2.2	Goniometer Head with Crystal Mounted	52
2.3	Schematic View of a Weissenberg Camera	53
2.4	Basic Geometry of the Oscillation Method, showing how diffraction spots are recorded on a cylindrical film placed around the crystal	54
2.5	Sketch of a Single Oscillation Picture	54
2.6	Sketch of the Slotted Screen Arrangement when taking a Weissenberg Photograph	57
2.7	Sketch of a Weissenberg Photograph, with the Festoons partially drawn In.	57
2.8	Sketch of an Enraf-Nonius CAD-4 Diffractometer with Crystal Mounted	58
2.9	A Flow Diagram Illustrating the Stages Involved in Collecting Unit Cell and Intensity Data Using an Enraf-Nonius CAD-4 Diffractometer.	64
2.10	A Flow Diagram Illustrating the Stages in the Determination of a Crystal Structure from Initiation to Completion	69
3.1	Molecular Structure of Bis[2-(2-pyridyl)phenyl]tritelluride, showing the atom numbering	78
3.2	Stereoscopic packing diagram of Bis[2-(2-pyridyl)phenyl]tritelluride	79

3.3	Molecular Structure of Bis[2-(N-hydroxy)iminophenyl] Ditelluride, showing the atom numbering	87
3.4	Stereoscopic packing diagram of Bis[2-(N-hydroxy)iminophenyl] Ditelluride	88
3.5	Molecular Structure of 2-(2-Pyridyl)phenyltellurium(IV) tribromide, showing the atom numbering	97
3.6	Stereoscopic packing diagram of 2-(2-pyridyl)phenyltellurium (IV) tribromide	98
3.7	Molecular structure of (2-N,N-Dimethylbenzylamine-C,N')tellurium(IV) tribromide, showing the atom numbering	106
3.8	Stereoscopic packing diagram of (2-N,N-Dimethylbenzylamine-C,N')tellurium(IV) tribromide	107
3.9	Molecular structure of 2-Dichloro(butyl)tellurobenzaldehyde, showing the atom numbering	118
3.10	Stereoscopic packing diagram of 2-Dichloro(butyl)tellurobenzaldehyde	119
3.11	Molecular structure of 2-Dichloro(butyl)telluro-N- dimethylbenzylammonium Chloride, showing the atom numbering	127
3.12	Stereoscopic packing diagram of 2-Dichloro(butyl)telluro-N-dimethylbenzylammonium Chloride	128
3.13	Molecular Structure of Dimethyldithiocarbamato-[2-(2-pyridyl)phenyl] tellurium(II), showing the atom numbering.	137

3.14	Stereoscopic packing diagram of Dimethyldithiocarbamato[2-(2-pyridyl)phenyl]tellurium(II)	138
3.15	Molecular structure of Dimethyldithiocarbamato-[2-(2-quinoliny)phenyl]tellurium(II), showing the atom numbering	151
3.16	Stereoscopic packing diagram of Dimethyldithiocarbamato [2-(2-quinoliny)phenyl]tellurium(II)	152
3.17	Molecular structure of <i>para</i> -Ethoxyphenyl-[2-(2-pyridyl)phenyl]telluride showing the atom numbering	159
3.18	Stereoscopic packing diagram of <i>para</i> -Ethoxyphenyl[2-(2-pyridyl)phenyl]telluride	160

CHAPTER ONE
INTRODUCTION

1.1 General Introduction and Theory of Single Crystal X-ray Crystallography

The study of molecules at the atomic level manifests itself in various forms, from simply defining a compound's molecular formula to revealing its quantitative structure. The latter provides the exact geometry between atoms, highlighting regular and irregular arrangement of atoms, within the system. Single crystal X-ray crystallography is a technique that is widely used as a method of determining the three dimensional structure and molecular dimensions of inorganic and organic molecules. A well refined structure provides unambiguous information on the connectivity of the atoms of the molecules in the solid state. This procedure is often used to confirm or refute or simply add to the information on structures proposed on the basis of synthetic pathways or analytical procedures such as mass spectrometry, nuclear magnetic resonance, elemental microanalysis and infrared and ultraviolet spectroscopy.

The characterisation of a single crystal by X-ray diffraction is based on the premise that the internal structure of the crystal is an infinite array of molecules, ions or atoms regularly repeating in three dimensions. This internal structural regularity enables the crystal to act as a three dimensional diffraction grating to X-rays, as the wavelength of X-rays is of the same order as the interatomic distances in the crystal. (Von Laue, Fredrick and Knipping, 1913). In the same year, Bragg and Bragg, solved the first crystal structure by considering the crystal as a three dimensional array of points arranged in planes from which

X-rays are reflected⁽¹⁾.

For a reflection to occur, the reflected rays must be in phase. The path difference between rays reflected from successive planes depends on d , the interplanar spacing which is a function of the unit cell and the angle of incidence θ . This in turn is equal to $2d \sin\theta$. If the wave length of the X-rays is λ , this then leads to the Bragg equation:

$$n\lambda = 2d \sin\theta$$

From the intensities of the reflections it is possible using the method outlined below, to discover the positions of the individual atoms in the crystal and hence their stereochemical arrangement.

1.1.1 Scattering Factor

The scattering power or form factor of an atom is a function of its type and its finite size which varies with $\sin\theta/\lambda$. At $\sin\theta/\lambda=0$ the value of the scattering factor of a neutral atom is equal to its atomic number, since all electrons scatter in phase. The fall-off in intensity with increasing scattering angle increases with the increase in the vibrations of the atoms, and these vibrations in turn increase with rising temperature. To account for this fact the form factor is multiplied by a temperature factor:-

$$f = f_0 e^{-B_{iso}[(\sin^2\theta)/\lambda^2]}$$

Where B_{iso} is the temperature factor (Debye-Waller factor),

which is equal to $8\pi^2\langle U^2 \rangle$, where $\langle U^2 \rangle$ is the mean square amplitude of atomic vibration.

1.1.2 Structure Factor

The structure factor, $F(hkl)$, (where hkl are Miller indices of the lattice plane) expresses the combined scattering of all atoms in the unit cell compared to that of a single electron. The components required for the combined scattered wave from the (hkl) planes are f_j and ϕ_j where f_j is the atomic scattering factor for the j th atom in the crystal corrected for thermal vibrations and ϕ_j is the phase angle of the scattering associated with the j th atom.

If there are N atoms in the unit cell then,

$$F(hkl) = \sum_{j=1}^N f_j e^{i\phi_j} = \sum_{j=1}^N f_j e^{[i2\pi(hx_j + ky_j + lz_j)]} \quad (3)$$

For reflections from successive planes of the set hkl there is a phase difference of 2π radians. Thus $\phi_j = 2\pi(hx_j + ky_j + lz_j)$, (as illustrated above) where x_j , y_j , and z_j are the co-ordinates of the j th atom expressed as fractions of the unit cell.

The structure factor can be represented either exponentially or as a complex number thus:

$$F(hkl) = A(hkl) + i B(hkl) \quad (4)$$

$$\text{where } A(hkl) = \sum_{j=1}^N f_j \cos 2\pi (hx_j + ky_j + lz_j) \quad (5)$$

$$\text{and } B(hkl) = \sum_{j=1}^N f_j \sin 2\pi (hx_j + ky_j + lz_j) \quad (6)$$

The amplitude of the wave is given by:

$$|F(hkl)| = \sqrt{A(hkl)^2 + B(hkl)^2} \quad (7)$$

and the phase angle θ_{hkl} , associated with F_{hkl} is given by:

$$\tan \theta(hkl) = \frac{B(hkl)}{A(hkl)} \quad (8) \quad \text{and } F(hkl) = |F(hkl)|e^{i\theta(hkl)} \quad (9)$$

1.1.3 The Fourier Synthesis

The general electron density function is expressed as a three dimensional Fourier series, in which the number of electrons per unit volume or electron density at any point x, y, z , represented by $\rho(x, y, z)$ is given by:

$$\rho(x, y, z) = \frac{1}{V_c} \sum_{\text{all } hkl} \sum F(hkl) e^{-2\pi i(hx+ky+lz)} \quad (10)$$

where V_c = Unit Cell Volume.

In principle hkl range from $-\infty$ to ∞ , however the summations in practice extend over a finite set of hkl , which are limited by both the nature of the crystal and the particular pre-set experimental limits. These factors lead to errors in the electron density map, and are known as termination of series errors. Substituting $|F(hkl)|e^{i\theta(hkl)}$ for $F(hkl)$ and taking

summations over the appropriate practical values of h, k and l.

$$\rho(x,y,z) = \frac{1}{V_c} \sum_h \sum_{k=-\infty}^{\infty} \sum_l /F(hkl)/ \cos [2\pi(hx+ky+lz)-\phi(hkl)] \quad (11)$$

Assuming Friedel's law holds, the sine terms cancel out in pairs of

$$/F(hkl)/ \text{ and } /F(\bar{h}\bar{k}\bar{l})/ \quad (12)$$

to give:

$$\rho(x,y,z) = \frac{2}{V_c} \sum_{h=0}^{\infty} \sum_{k=-\infty}^{\infty} \sum_l /F(hkl)/ \cos [2\pi(hx+ky+lz) - \phi(hkl)] \quad (13)$$

Since the maximum necessary summations now take over a hemisphere in reciprocal space. The term $F(000)$, which represents the total number of electrons in the unit cell, is multiplied by $1/V_c$ and in practice; the term $F(000)/V_c$ is added separately to the result of the summations.

If we knew $/F(hkl)/$ and ϕ , for each h, k, l it would be possible to compute the electron density for all of the values of x,y,z. These values could in turn be plotted to give a three dimensional electron density map. Unfortunately, however the phase angles ϕ are not a directly measurable quantity and this phenomenon thus constitutes the so called phase problem of X-ray crystallography.

1.1.4 Data Reduction

Since the intensity of any radiation propagated as a wave is proportional to the square of its amplitude, the intensity of the

diffracted beam corresponding to the diffraction maximum hkl is proportional to the amplitude squared, except for geometric factors, absorption corrections (if needed), and other minor effects. Assuming absorption effects to be negligible, this may be expressed thus:

$$I(hkl) = (K I_0(hkl) / L p)^{1/2} \quad (14)$$

Where p is the polarization factor, which arises because the reflecting efficiency of the X-ray beam varies with θ , and is given by:

$$p = (1 + \cos^2 2\theta) / 2 \quad (15)$$

and L is the Lorentz factor, which expresses the fact that, for a constant angular velocity of rotation of the crystal, different reciprocal lattice points pass through the sphere of reflection at different rates and thus have different times of reflection opportunity. The form of the Lorentz factor depends upon the experimental arrangement. For both zero level photographs taken with the X-ray beam normal to the rotation axis and four-circle diffractometer measurements, L has the form of:

$$L = 1 / \sin 2\theta \quad (16)$$

K , the scale factor can be determined from statistical procedures, (The Wilson Method)⁽²⁾. It depends on the beam

intensity, crystal size and other fundamental constants. It is the same for a given set of measurements and thus is omitted, and relative scale factor are calculated, such that:

$$|F_{rel}| = K/|F_0| = (I(hkl)/Lp)^{1/2} \quad (17)$$

The scaling between $|F_{rel}|$ and the observed structure amplitude $|F_0|$ is obtained by comparison of $|F_{rel}|$ with the calculated structure factor amplitude $|F_c|$ at a later stage of the structure determination.

1.1.5 The Patterson Synthesis

The lack of knowledge concerning the phases of the structure factors prevents us from directly computing the positions of the atoms in the unit cell. In 1934, A L Patterson, defined a function, which circumvented this difficulty, as it required no phase information⁽³⁾.

$$P(u,v,w) = V \int_0^1 \int_0^1 \int_0^1 \rho(x,y,z) \rho(x+u,y+v,z+w) dx dy dz \quad (18)$$

by substituting the values for the electron density obtained in equation 10 into equation 18 and simplifying it can be shown that;

$$P(u,v,w) = 1/V \sum_h \sum_k \sum_l |F(hkl)|^2 \exp[2\pi i(hu+kv+lw)] \quad (19)$$

The Patterson function is a Fourier series with zero phases

and the squares of the structure amplitudes as coefficients. The form of the expressions which is usually used is:

$$P(u,v,w) = \frac{1}{v} \sum_h \sum_k \sum_l |F(hkl)|^2 \cos 2\pi (hu + kv + lw) \quad (20)$$

It can be seen from equation 10 that $P(u,v,w)$ is a maximum when there is high electron density at both x,y,z , and $x+u, y+v, z+w$, thus information about interatomic vectors can be gained from a Patterson series.

The weight of the Patterson peak depends upon the number of electrons in the atoms between which the vectors occur. If there are one or a few atoms of high atomic number present within the structure, the largest maxima will correspond to vectors between these atoms. This means it is possible to calculate the positions of the heavy atom(s) from the knowledge of the symmetry of the unit cell. In particular it has been shown that if a crystal contains axes or planes of symmetry, then the vectors joining symmetry related atoms appear as peaks on planes and lines in the Patterson synthesis⁽⁴⁾. The location of the heavy atom(s) provides a means of calculating the phases of the waves using the structure factor equations. This is based on the premise that the phases may be approximated to the phases of the heavy atom(s) initially.

$$A(hkl) = f^H \cos 2\pi (hx^H + ky^H + lz^H) + \sum f^{LA} \cos 2\pi (hx^{LA} + ky^{LA} + lz^{LA})$$

where f^H = atomic scattering factor of the heavy atom and $f^{LA} =$

atomic scattering factor of the lighter atoms.

$$B(hkl) = f^H \sin 2\pi(hx^H + ky^H + lz^H) + \sum f^{LA} \cos 2\pi(hx^{LA} + ky^{LA} + lz^{LA})$$

Because $f^H \gg f^{LA}$ we can gain an approximate phase for the structure by ignoring the scattering of the lighter components.

$$\phi^H(hkl) = \tan^{-1} \frac{B^H(hkl)}{A^H(hkl)}$$

The electron density map produced using the experimental structure amplitudes and calculated phases, should reveal most if not all of the lighter atoms within the structure. The location of the lighter atoms allows the recalculation of the phases from the structure factor equations, giving a better approximation to the 'true' phase.

A point to bear in mind initially, is that, in a structure with N atoms per unit cell, each atom forms a vector with the remaining $N-1$ atoms. There are, thus, $N(N-1)$ non origin peaks representing the inter-atomic vectors. The Patterson unit cell is the same size and shape as the crystal unit cell, but it has to accommodate N^2 rather than N "peaks" and is therefore correspondingly overcrowded. Peaks in Patterson space tend to overlap when there are many atoms in the unit cell, a feature which introduces difficulties into the process of unravelling the functions in terms of the correct distribution of atoms in the crystal. It is often useful, therefore to modify this synthesis by means of a sharpening process in which atoms are considered to have all their scattering power concentrated at the nucleus i.e. point atoms. The approximation used is of the form,

$$|F_{\text{mod}}(hkl)|^2 = \frac{|E_o(hkl)|^2}{\exp[-2B(\sin^2\theta)/\lambda^2] \left\{ \sum_{j=1}^N f_j \right\}} \quad (21)$$

This procedure is the "classical" heavy atom method for structure determination. If the structure does not contain a heavy atom, it is still theoretically possible to solve the structure from a Patterson synthesis. Although this is usually extremely difficult and so recourse is made to the alternative procedure called direct methods.

1.1.6 Direct Methods

It is possible to derive relations among the phases of different reflections. These relations come from the fact that the electron density can never be negative and that it is near zero except for isolated resolved peaks at atomic positions. For centrosymmetric structures, only signs of + or - are involved because $\cos \alpha = +1$ or -1 and $\sin \alpha = 0$, as the phase associated with each amplitude is limited to 0 or 180° .

The type of structure factor generally employed in this method of analysis, is the normalized structure factor. This factor provides a method for simplification whereby $|F(hkl)|$ is substituted by the corresponding $|E(hkl)|$ value, thus:

$$|E_o(hkl)|^2 = \frac{K^2 |E_o(hkl)|^2}{\sum_{j=1}^N f_j^2} \quad (22)$$

where the \mathcal{E} -factor takes account of the fact that reflections in certain reciprocal lattice zones or rows may have an average intensity greater than that for the general reflections. The \mathcal{E} -factor depends upon the crystal class. K is the scale factor for the $|F_o(hkl)|$ data.

In 1952 Sayre derived a general formula for structures containing resolved atoms, for centrosymmetric crystals⁽⁵⁾. For three large reflections, hkl , $h'k'l'$ and $h-h', k-k'$ and $l-l'$.

$$s(hkl)s(h'k'l')s(h-h', k-k', \text{ and } l-l') \approx +1 \quad (23)$$

where the sign \approx means "is probably equal to" and $s(hkl)$ means the sign of $F(hkl)$. Cochran⁽⁶⁾ and Zachariasen⁽⁷⁾ also arrived at this probability relationship although by different lines of reasoning.

A more general form of this equation was given by Hauptman and Karle (Σ_2 Formula)⁽⁸⁾.

$$s[E(hkl)] \approx s\left[\sum_{h'k'l'} E(h'k'l')E(h-h', k-k', l-l')\right] \quad (24)$$

The summation being over all vectors pairs with known signs which form a triplet with hkl . The probability P that this equation will hold is given by:

$$P_+(hkl) = 1/2 + 1/2 \tanh[(\theta_3/\theta_2^{3/2})\alpha'] \quad (25)$$

where α' is given by:

$$\alpha' = \sqrt{E(hkl)} / \sum_{h'k'l'} E(h'k'l') E(h-h', k-k', l-l') \quad (26)$$

and θ_n by:

$$\theta_n = \sum_j Z_j^n \quad (27)$$

where Z_j is the atomic number of the j^{th} atom. If all the N atoms of the cell are equal, it can be shown that:

$$\theta_3/\theta_2^{3/2} = 1/\sqrt{N} \quad (28)$$

and the expression for P becomes,

$$P_+(hkl) = 1/2 + 1/2 \tanh[(1/\sqrt{N})\alpha'] \quad (29)$$

The symbolic addition method, forms the basis for structure determination⁽⁹⁾. Initially, a small number of reflections, usually three (less in the case of a non-primitive lattice), can, subject to restrictions depending on the space group of the crystal be assigned arbitrary phases. These choices determine which of the several equivalent positions is used for the origin of the unit cell. The three sets of h,k,l , must be different with respect to the evenness or oddness of indices, and h,k,l must not all be even. In addition, several other reflections which take part in a reasonable number of Σ_2 relationships are assigned symbolic or actual numeric phases⁽¹⁰⁾. It is these signs which form a basic set to which a "snow-balling" technique allows more and more reflections to be included as the analysis proceeds. An E map, a Fourier synthesis where the coefficients are Es instead of Fs can be computed for each phase set in order of probable correctness until a reasonable set of atomic positions is found.

An alternative centrosymmetric approach using direct methods, is that adopted in the SHELX computer packages^(11,12), used in this study. In this analysis, rather than using the recycling technique, a very large number of permutations of signs (of the order of 2^{10} to 2^{20}) are initially computed. Those sets which give a poor agreement, during sign expansion are eliminated. The prescribed level for agreement, in turn increases during the expansion. E-maps are computed and figures of merit are calculated for the surviving sets. The initial figure of merit used, should be a minimum for the most probable phase set :-

$$\text{ABS Fom} = \sum_h \alpha_h - \sum_h \langle \alpha^2_r \rangle^{1/2r} \quad (30)$$

$$\sum_h \langle \alpha^2_h \rangle^{1/2} e^{-\sum_h \langle \alpha^2 \rangle^{1/2r}}$$

where:

$$\alpha_r = \sum_h (\sum_h K^2_{hh'})^{1/2} \quad (31)$$

which is the value of α_h assuming random phases and:

$$k_{hh'} = 2\sigma_3\sigma_2^{-3/2}/E_h E_{h'} E_{h-h'} \quad (32)$$

The second figure of merit,

$$P_+ = 1/2 + 1/2 \tanh 1/2N/E_{h-h'} E_{h+h'} / (2E_h^2 E_{h'}^2 - E_h^2 - E_{h'}^2) \quad (33)$$

which is based on Giacovazzo's work on quartet relationships⁽¹³⁾.

Direct methods has been extended to non-centrosymmetric crystals, however their discussion is omitted from this work as the technique was not employed.

1.1.7 The Difference Synthesis

It is not always possible to identify all the atomic positions from an E-map or from a heavy atom Fourier. To circumvent this difficulty, the method of difference synthesis is invoked to locate the positions of the remaining atoms. This type of synthesis is a Fourier Series whose coefficients are ΔF , (where $\Delta F = |F_o| - |F_c|$) in place of $|F_o|$ (14)

A map calculated in this manner eliminates series termination errors, as they are present in both ρ_o and ρ_c . Random errors do produce small fluctuations in a difference map, but these should be within two and a half to three times the standard deviation of the electron density $\sigma(\rho_o)$,

$$\sigma(\rho_o) = \frac{1}{\sqrt{V}} \left[\sum_{hkl} (\Delta F)^2 \right]^{1/2} \quad (34)$$

At a later stage of the structural refinement, this technique may be applied to determine the positions of the hydrogen atoms. After the determination of the complete structure the difference map should be essentially featureless.

1.18 Refinement

Since there are many more observations than parameters to be determined, statistical methods can be used to fit an appropriate equation expressing the errors in $|F|$ that result from the errors in the trial structure. The method of refinement

used to determine the atomic co-ordinates and temperature factors with the greatest possible accuracy is based on finding the best fit between the observed and calculated structure amplitudes using the principle of least squares. Where the quantity to be minimised is,

$$D = \sum_{hkl} W_{hkl} (|F_o| - |KF_c|)^2 \quad (35)$$

Where \sum_{hkl} indicates the summation over all of the observed reflections, K is a scaling factor and W_{hkl} is the weight of the observation. The weighting scheme used is chosen to give the smallest variation of the mean value of $W_{hkl} (|F_o| - |F_c|)^2$ as a function of $|F_o|$ and $\sin \theta/\lambda$.

Refinement is a cyclic procedure, revealing at the end of each cycle various discrepancy indices along with the shift/esd for each parameter. The agreement between F_o s and F_c s can be described by the residual or reliability index R, which decreases as the refinement proceeds.

$$R = \frac{\sum (|F_o| - |F_c|)}{\sum |F_o|} \quad (36)$$

This value is widely used, although it is not a perfect guide to the correctness of fit. A more useful term when comparing R values at different stages of refinement, is the weighted R value, R_w .

$$R_w = \sqrt{\frac{\sum W_i (|F_{oi}| - |F_{ci}|)^2}{\sum W_i / F_{oi}^2}}$$

Where W_i is the weight given to the i^{th} observation.

The refinement is terminated when there is no improvement in the discrepancy indices and the shift/e.s.d.s are at an acceptable level for the various parameters i.e. at convergence.

1.1.9 Thermal Parameters

In the initial stages only one thermal parameter, the isotropic temperature B_{iso} , is considered. This implies a spherically symmetrical atom as was assumed in equation(2) for the scattering factor f . In reality the thermal vibration of the atom is not the same in every direction and allowance is made for this anisotropic vibration in the latter stages of refinement. The equation for f then becomes:

$$f = f_0 \exp [1/4(B_{11}h^2a^{*2} + B_{22}k^2b^{*2} + B_{33}l^2c^{*2} + 2B_{12}hka^*b^* + 2B_{13}hla^*c^* + 2B_{23}klb^*c^*)] \quad (38)$$

which can be expressed as

$$f = f_0 \exp [-2\pi^2(U_{11}h^2a^{*2} + U_{22}k^2b^{*2} + U_{33}l^2c^{*2} + 2U_{12}hka^*b^* + 2U_{13}hla^*c^* + 2U_{23}klb^*c^*)] \quad (39)$$

where U_{ij} are the thermal parameters expressed in terms of mean square amplitudes of vibrations in \AA^2 .

1.1.10 Limitations of Single Crystal X-ray Crystallography

Undoubtedly , crystallography provides information at a

molecular level which is unobtainable by other conventional analytical procedures. There are, however, weaknesses which limit the scope of X-ray crystallography.

Liquids and gases lack three-dimensional order, and cannot be used in diffraction experiments in the same way as crystals can. Therefore, obviously, before an examination of a structure by single crystal X-ray crystallography can take place, a single crystal of the compound needs to be obtained.

In general, bond lengths determined by X-ray methods represent distances between the centres of gravity of the electron clouds, which may not be the same as the internuclear separations. In addition, bond lengths and angles need to be interpreted with due consideration to the precision and overall accuracy of the determination. It may be difficult to distinguish unambiguously atoms of similar electron density, eg nitrogen atoms from carbon atoms in a heterocyclic ring. Although here, both routine analytical procedures and bond lengths may be of considerable aid in interpreting the results.

Hydrogen atoms are particularly difficult to locate with any precision because of their small scattering power, and the fact that the centre of the hydrogen atom does not, in general coincide with the centre of its electron density. Given high-quality intensity data, hydrogen positions can be expected to appear in a Difference Fourier Synthesis with a maximum electron density in the range 0.3 to 0.4 eÅ⁻³, but they may well be above or below these limits. Poor quality data or large thermal parameters or indeed a combination may make hydrogen positions unobservable.

1.2 General Introduction on Tellurium

Tellurium makes up approximately $10^{-9}\%$ of the earth's igneous rock. It was discovered in 1782 by Franz Joseph Muller von Reichenstein, although the actual element was not isolated and characterised until 1798 by Martin Heinrich Klaproth. Klaproth named the element Tellus or Earth after man's "heavenly body". Twenty-one isotopes of tellurium are known currently, with atomic masses ranging from 115 to 135. Of these isotopes only eight are found in naturally occurring tellurium. In today's periodic table, tellurium is located as the fourth element down in group 6A (or 16), having an atomic weight of 127.60 and an atomic number of 52.

Tellurium and tellurium complexes are used in a variety of ways in the world today. For example, tellurium is used as a brightener in electro-plating baths, (15) as an additive to copper and stainless steel to improve their machinability, it is added to lead to decrease the corrosive action of sulphuric acid and is also added to cast iron for chill control (16). Tellurium also forms a basic ingredient in blasting caps, is an additive to catalysts for the cracking of petroleum and is used as a colourant for glasses. Interestingly, tellurium is a p-type semi-conductor which shows greater conductivity in certain directions depending on the alignment of the atoms(15,16).

Organotellurium chemistry forms a growing and interesting part of organometallic chemistry, which is flourishing at present.

Historically, the first organotellurium compound was synthesized in 1840 by Wohler, since that time, the field of organotellurium chemistry has grown steadily to include telluromercaptans (R₂TeH), five and six membered cyclic tellurides, telluronium compounds (R₃TeX), tellurinic acids (R₂TeOOH), telluric esters [(RO)₆Te], telluroketones (R₂CTe), telluroxides (R₂TeO), tellurenes (R₂TeO₂), dialkyltellurides (R₂Te), dialkyltellurium dihalides (R₂TeX₂) and alkyl- and aryl- tellurium trihalides (R₂TeX₃). Throughout this century, the literature on this topic has grown (17-20), with a number of notable reviews appearing in the last couple of decades.(21-23)

This 'explosion' of interest in organotellurium chemistry and the associated development in the co-ordination chemistry of tellurium, has lead to the incorporation of organotellurium compounds into a number of interesting areas. In an early review by Gysling, two kinds of process were described using organotellurium compounds or their complexes as imaging systems in photography(24). A limited number of publications have described the use of tellurium compounds or their complexes as reagents for organic synthesis(25). In addition, organochalcogens containing one or two chalcogen-chalcogen bonds when coordinated with transition metal ions have been used as active materials for battery electrodes(26). Materials of this type have also shown significant conductivity in the solid state (27).

1.2.1 Work at Aston University, in the Speciality Materials Group

Interest in the field of Organotellurium Chemistry has been established over the last two decades at Aston University. Latterly this interest has concentrated on the synthesis and properties of some novel tellurium containing ligands⁽²⁸⁻³⁰⁾ and on the charge transfer in organotellurium compounds and their complexes⁽³¹⁻³³⁾. The long term goal of the group is the design of molecular conductors, which are formed from new organotellurium ligands which wrap themselves around a central metal ion to give a square planar geometry. This aim is obviously some way into the future.

This rationale for using organotellurium ligands for this purpose is based on the premise that tellurium is a large and easily polarisable element, which forms complexes with metal ions which have soft acid character^(22,34) as tellurium itself is a soft base. The assignment of soft acid and soft base, stems from the theory put forward in 1923 by G N Lewis. He stated that substances which are capable of acting as ligands, are bases and the substances that they react with, are acids. Put another way, this means a Lewis base is a donor of an electron pair and a Lewis acid is an acceptor of an electron pair⁽³⁵⁾. The terminology of hard and soft, was proposed by Pearson in 1963^(36,37), who defined hard bases, as having high electronegativity, a low polarisability and a high resistance to oxidation, whereas soft bases have a low electronegativity, a high polarisability and are readily oxidised. Soft acids on the other hand, were defined as

large, of low charge or having valence shell electrons, which are easily distorted or removed. This means, this type of acid generally prefers to bond to soft bases, whereas hard metal ions (acids) usually bond to hard ligands (bases).

1.2.2 Classification of Organotellurium Compounds

Organotellurium compounds can be classified broadly into four major groups which have the following general formulae:


- (1) R_2TeX_{2-n} (n=1 or 2)
- (2) R_2Te_2
- (3) R_nTeX_{4-n} (n=1,2,3,or 4)
- (4) Heterocyclic tellurium compounds :
 - (i) Five-membered ring systems
 - (ii) Six-membered ring systems
 - (iii) Six-membered ring systems with either O, S or Se

Where R may be alkyl or aryl groups and X ranges from electronegative groups such as OR, OCOR, halogen, pseudohalogens, other acid radicals through neutral ligands such as H to electropositive atoms such as Li or Na.

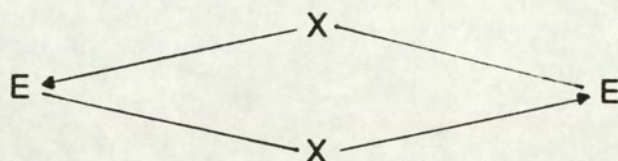
1.2.3 Lewis Acidity of Organotellurium Compounds

In this study we are concerned solely with the Lewis acid behaviour of tellurium, within organotellurium ligands. In such a

system, tellurium can act as a Lewis acid to "complex", with a neutral Lewis base or an anionic one, via simple complex formation.




or alternatively, the Lewis acidity of tellurium may be satisfied by auto-complex formation⁽³⁸⁾. Here the organotellurium ligand is amphoteric in the Lewis sense, as centres of Lewis acidity and basicity are present within the same molecule. Auto-complex formation may then occur between these centres either via inter- or intra- molecular interactions. The most common examples of short range intermolecular interactions occurs when a halogen bridges two acid centres. The implication of this type of arrangement, is that the components of the bridge bond are approximately the same.

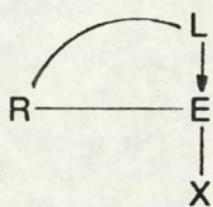


The second type of auto-complex formation involves long-range intermolecular interactions, where one set of E---X bonds is significantly longer than the sum of the covalent radii of E and X, but shorter than the van der Waals distance. Alcock in his 1972 review proposed a theory which explained this type of interaction, which he termed "secondary bonding"⁽³⁹⁾. In this type of interaction, a secondary bond between E and X would be formed

via a dative donation of a lone pair of electrons from X to the antibonding (σ^*) orbital formed by the R-E bond, thus a linear arrangement would give rise to the most efficient bonding. (This theory is analogous to that which is generally accepted in hydrogen bonding.).



The final type of auto-complex formation is dubbed intramolecular complex formation, this occurs when it is sterically feasible for the acidic and basic centres to interact within the molecule: This situation is particularly prevalent when an organic group possess a donor group. Probably the most common example of this type of interaction is where an aryl group carries a basic function in a position *ortho* to E.

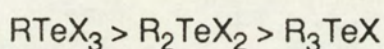


(In each category
 E = tellurium
 X = is an anionic group, often
 halogen
 R = alkyl or aryl groups)

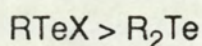
In both types of complex formation, the term "complex" denotes a product which has arisen from the reactions between a Lewis acid and Lewis base.

The question of the order of Lewis acidity within organo-tellurium complexes, was addressed by McWhinnie and

Monsef-Mirzai in their review entitled the "Co-ordination in Organoselenium and Organotellurium Chemistry" presented at the fourth international conference on the organic chemistry of selenium and tellurium⁽⁴⁰⁾. They pointed out that the Lewis acidity of tellurium becomes less as more organic groups are attached to the metal. Thus for a series of Te(IV) halides (X), the order of Lewis acidity is:



and for Te(II) the order is:



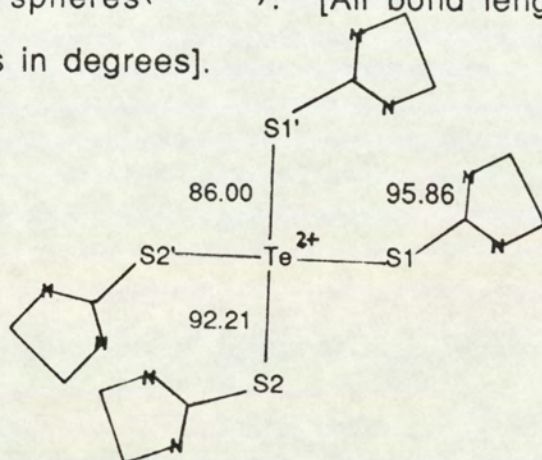
These scales although somewhat intuitive, relate mainly to the number of occurrences where simple complex formation has been described.

1.2.4 Coordination of Tellurium in Oxidation States (II) and (IV)

From the early structural work on Te(II) complexes, it became clear that a square planar geometry seemed to be preferred.^(41,42). In this environment two of the p orbitals of the dipositive tellurium, each participate in linear three-centre bonding, so that two such systems are formed at right angles.

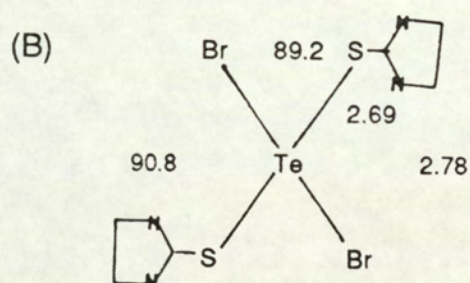
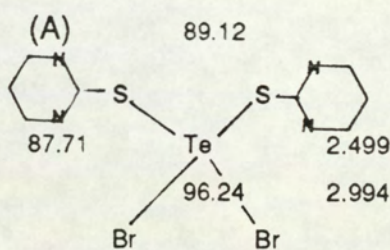
This preference for tellurium(II) complexes to adopt a square planar geometry became manifest from the structural work of Foss and co workers^(41,42). In four coordinate tellurium(II) complexes with monodentate sulphur and selenium ligands, square planar complexes are formed with TeS_4 , TeS_2Se_2 and TeSe_4

coordination spheres⁽⁴³⁻⁵⁷⁾. [All bond lengths quoted are in Å's and all angles in degrees].



The tetrakis (ethylenethiourea) tellurium(II) cation in the complex salt $[\text{Te}(\text{etu})_4][\text{TeCl}_6]^{(44)}$

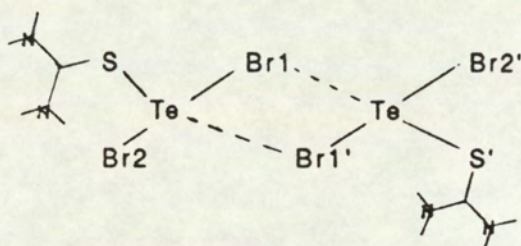
In square planar complexes with TeS_2X_2 and TeSX_3 coordination spheres, the three-centred four-electron bonding is highlighted by the relatively long tellurium to ligand bonds.



The structures of *cis*-dibromobis(trimethylenethiourea)-tellurium(II), (A), and *trans*-dibromobis(ethylenethiourea) tellurium (II), (B)^(58,59).

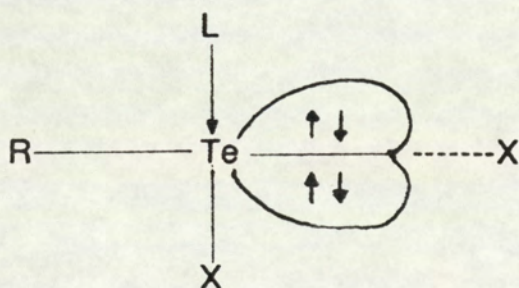
In the structures where a TeSX_3 coordination sphere appears, a distorted square planar coordination is obtained through inter-molecular $\text{Te}\cdots\text{X}$ bonding which is analogous to the

corresponding selenium compound(60)



Two molecules of dibromotetra-methylthiourea tellurium(II)

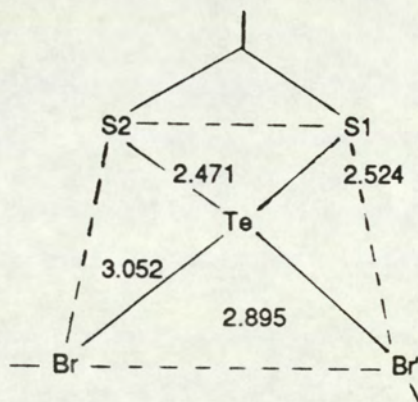
Naturally, this is only a tendency and not a rigid rule as a significant number of tellurium complexes are known where the central tellurium atom is three co-ordinate(61-67). In this environment, the molecular structure can be generally considered as "T" shaped, in which five electron pairs (two of which are non-bonding) distribute themselves around the tellurium atom to define a ψ trigonal bipyramid(40).



In about one third of the complexes, with this type of molecular structure, the fourth position in a square planar

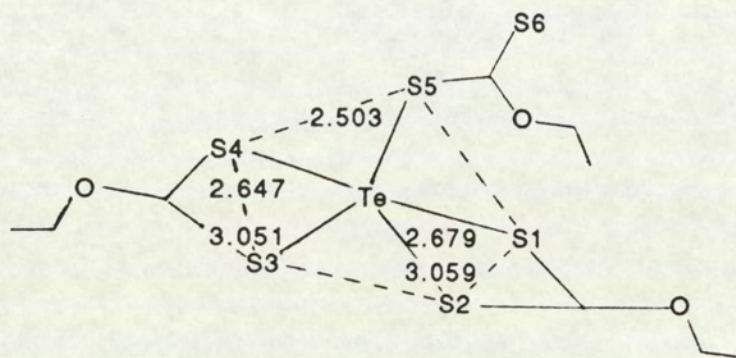
arrangement around tellurium is approached by a fourth ligand(61-63,65,66). This phenomenon reinforces the view that the preferred geometry around tellurium(II) is square planar.

In four co-ordinate tellurium(II) complexes, with bidentate sulphur ligands a number of structures are known where the coordination sphere is greatly distorted(68-75). In this type of system, tellurium is bound to two short Te-S bonds *cis* to each other, and roughly *trans* to these two weak bonds are formed. The resulting coordination around tellurium is a trapezoid, and trapezoid planar is a more correct description of the environment around tellurium in such cases(73,75).



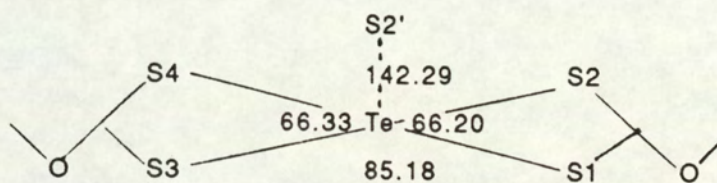
Polymeric bromo(ethylxantho) Tellurium(II), with the central TeBr_2S_2 coordination sphere.

The structure of the tetraethylammonium salt of tris(ethylxanthato)tellurate(II) was reported by Hoskins and Pannan in 1975(76). In this structure the tellurium is coordinate to two ligands in an anisobidentate manner and to the third ligand in a monodentate way. The resulting TeS_5 coordination sphere is pentagonal planar, thus in this complex tellurium(II) is five-coordinate.



The structure of tris-(ethylxanthato)tellurate(II) anion in its tetraethyl-ammonium salt.

There is a slight tendency towards pentagonal planar five coordination in tellurium(II) complexes, where tellurium is linked by a strong and a weak bond in an anisobidentate way, to the same ligand. When tellurium(II) is bonded to four sulphur atoms, in this way, a weak fifth intermolecular Te-S contact forms (3.5-3.7Å)⁽⁷⁰⁾.



Bis(methylxanthato)tellurium(II)

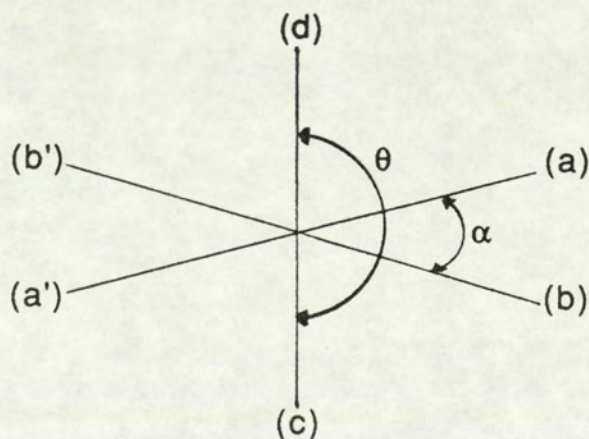
Te-S(1), 2.570 Å, Te-S(2). 2.841 Å, Te-S (3) 2.499 Å, Te-S(4) 2.846 Å, Te-S(2) 3.513 Å.

The coordination around tellurium in tellurium(IV) complexes seems to obey the localized electron pair (or VSEPR) theory of Gillespie and Nyholm^(77,78), up to the coordination number five. According to this theory, the arrangement of bonds around any one atomic centre depends on the number of electron

pairs surrounding that atom, and since each electron pair occupies one localized molecular orbital it depends on the number of localized molecular orbitals in which the atom participates and on the relative sizes and shapes of these orbitals. The preferred arrangement of a given number of electron pairs in the valency shell of an atom is that which minimises their repulsion energies.

The recognition that ligand atoms will distribute themselves on a coordination sphere is consistent with VSEPR theory, but the frequent lack of any geometric indication of the presence of electron pairs in the coordination sphere also seems to be well documented. When will an electron pair be inert in the stereochemical sense, and when will it not be? For coordination numbers higher than five, the lone pair of electrons ($5S^2$) in the valency shell of Te(IV) is mostly found to be stereochemically inert, in the sense that it does not occupy a position in the polyhedron.

In a review by Mangion, Zingaro and Meyers, entitled the "Stereochemistry of Tellurium"⁽⁷⁹⁾, it was concluded that the common coordination of atoms around Te(IV) in crystals is given by:



where, a-d are "normal" covalent bonds and a',b' are generally much shorter than van der Waal's contact and can be considered as weak secondary bonds⁽³⁹⁾.

The key word in this conclusion is common, it is not a certainty. Obviously there will be structures which deviate considerably from this "norm". Secondary interactions in different tellurium(IV) compounds give rise to differing overall structures, according to the significance which has been attributed to the inter- and intra- molecular associations.

In diorganotellurium(IV) dihalides for instance, the generally reported and therefore expected, primary structure is ψ trigonal bipyramidal. Yet secondary interactions in different R_2TeX_2 structures have variously been assigned to structures described as distorted trigonal bipyramidal, distorted tetrahedral and distorted octahedral⁽⁸⁰⁻⁸⁷⁾, depending on the importance assigned to the intermolecular associations through bridging halogens and the mixing of s with p electrons. In such systems, it is sometimes difficult to give enthusiastic support to the idea that the "normal" primary coordination around tellurium is trigonal-bipyramidal, when the "normal" value for the angle ψ between the equatorial bonds is 120° , has been distorted to values ranging from $90.7(3)$ to $99.0(3)^\circ$, whilst the angles between the axial and equatorial bonds remains close to 90° ^(80,81,84,86,87).

Similar problems seem to arise in many other structures, than those cited above. It is never the less consoling to know, that the difficulties encountered when interpreting a structure in

the solid state are universally experienced.

The behaviour of Te(IV) when coordinated by S is more complicated than the common coordination of atoms around Te(IV) cited by Mangion et al⁽⁷⁹⁾. A number of Te(IV) structures, where Te(IV) is coordinated by S fit this model reasonably well⁽⁸⁸⁻⁹¹⁾, but tris(diethyldithiocarbamate)phenyltellurium(IV) in common with other $[\text{Te}(\text{R}_2\text{NCS}_2)_3\text{Y}]$ compounds (Y being Cl, Br, SCN and Ph) forms a seven coordinated pentagonal bipyramid⁽⁹²⁻⁹⁷⁾. Moreover, two eight-coordinated distorted dodecahedral structures are known^(92,95,98-100). The coordination in these structures is fairly difficult to represent in three dimensions, but may be visualised as two interleaving planar trapezoids at right angles to one another.

Tellurium exhibits a variety of coordination geometries which rest along a line of increasing occurrence. When considering the environment around tellurium, each alternative environment should be judged on its merits. It should not be assumed that the more common coordinations will be naturally adopted.

1.2.5 Objectives and Background of this Study

The aim of this study, is the identification and or authentication of unexpected, intermediate or final reaction products of new and novel tellurium ligands, by single crystal X-ray crystallography. It is anticipated that this analysis will establish more firmly the various coordination modes of

tellurium. Particular interest will be centred on the Lewis acid-base autocomplex formation, brought about by secondary bonding between tellurium and a ligand containing a donating atom or group.

Interest in this area at Aston University can be traced back, to the work of A. Z. Al-Rubaie, who examined the ability of organotellurium compounds to act as an electron donor, in charge transfer complexes involving N-methylquinolinium tetracyano-*p*-quinodimethane⁽³¹⁾. This theme of donor-acceptor complexes, involving organotellurium complexes was subsequently taken up by the work of H B Singh⁽³²⁾. He reported the crystal and molecular structure of dibenzotellurophene-7,7,8,8-tetracyano-*p*-quino-dimethane. In this donor-acceptor complex, a significant intermolecular interaction is formed between stacks, through a short tellurium-nitrogen contact. [Te...N(2)(0.5-X, -1.5+Y, 0.5-Z) at 3.216(6) Å]^(32,101).

The synthesis and crystal structure determination of (2-phenylazophenyl-C,N)tellurium(II) chloride, highlighted an approach in designing new organotellurium donors, where the π electrons are delocalised over a heterocyclic ring⁽¹⁰²⁾. In this π molecule an intramolecular Te...N contact occurs at 2.230 Å.

This approach has been extended by the work of M. A. K. Ahmed of the the speciality materials group at Aston University, who examined the structures of the azobenzene derivatives of tellurium(II) and tellurium(IV) complexes with monodentate and bidentate ligands. From this study, it is apparent that the environment in which the central tellurium atom is located has a

direct effect on the length of the tellurium-nitrogen interaction. Such that the length of the tellurium-nitrogen interaction appears to depend on the oxidation state of tellurium and the type of ligands attached to the central tellurium atom, (2-phenylazophenyl-C,N')tellurium(IV) trichloride, Te-N 2.417 Å^(29, 103), dimethyldithiocarbamate(2-phenylazophenyl-C,N')tellurium(II), Te-N 2.340 Å^(29,104), acetato(2-phenylazophenyl-C,N')tellurium(II), Te-N 2.260 Å, (2-phenylazophenyl-C,N')thiocyanatotellurium(II), Te-N 2.243 Å^(29,105) and (2-phenylazophenyl-C,N)tellurium(II) chloride, Te-N 2.230 Å⁽¹⁰²⁾. The trend which seems to be indicated from this study, is that the tellurium-nitrogen interaction becomes shorter and hence stronger as the ligands attached to the tellurium become more electronegative and tellurium itself becomes a stronger Lewis acid.

The theme of this work was taken up and expanded by the work of N. I. Al-Salim, who investigated the synthesis and properties of some novel tellurium-containing ligands⁽³⁰⁾. The primary interest in this study, was the synthesis of potentially multidentate ligands containing both tellurium and a donor atom such as nitrogen or oxygen. The single crystal study of the potentially polydentate tellurium ligand, 1,6-bis-2-butyltellurophenyl-2,5-diazahexa-1,5-diene reported in that investigation contains a Te.....N distance of 2.773 Å^(30,106), which is well within the van der Waals distance (3.61 Å⁽¹⁰⁷⁾ or 3.7 Å⁽¹⁰⁸⁾). This Bis-telluride ligand was in turn reacted with

mercury chloride to form a one to one complex. In this complex, no mercury-nitrogen interaction was observed. The ligand was simply coordinated to the mercury through the two tellurium atoms, giving the environment around mercury as tetrahedral and leaving the tellurium-nitrogen interaction intact.

CHAPTER TWO

EXPERIMENTAL

2.1 Crystal Growth

Crystals were grown from a saturated solution of the material dissolved in a suitable spectro-grade solvent, (approximately 5 milligrams of material in 50 millilitres of solvent), placed in a constant temperature environment. As the solvent slowly evaporates the crystalline material is deposited from the saturated solution and crystal growth commences. Should the solution deposit only microcrystallites at the surface of evaporation, then the solvent evaporation process is too rapid for crystal growth to become established and needs to be slowed. Once the crystals have reached the desired proportions, ideally 0.2 to 0.3 mm³, they are separated from the solvent medium by filtration and dried under vacuum. The sample should not be allowed to evaporate to dryness, as this will deposit any impurities present.

It may prove necessary to try a variety of solvents or adopt an alternative crystal growing technique such as mixed solvents, if a suitable crystalline specimen is not obtained initially. The production of suitable crystals for X-ray analysis is sometimes a tedious and difficult process, giving weight to the opinion that crystal growing is an art rather than a science.

2.2 Crystal Selection and Mounting

Under a Vickers polarising microscope, the extinction of the crystal is examined. If the crystal is single rather than "twinned" or "split" it should extinguish plane polarised light uniformly along its length four times when rotated through 360°. Failure to

do this results in the rejection of the crystal, and a selection of another.

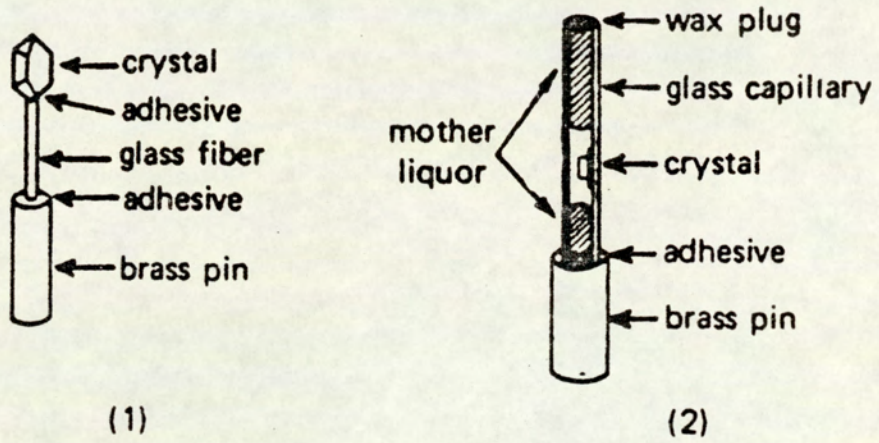
Once a crystal is selected, it is mounted on a glass fibre filament by a means of a contact adhesive or encapsulated in a capillary tube, if the crystal is unstable. (Fig.2.1). The capillary/glass filament is in turn attached to the goniometer head with either wax or plastacine (Fig. 2.2)⁽¹⁰⁹⁾.

2.3 X-Ray Analysis

2.3.1 Preliminary Photographic Analysis

Preliminary photographic analysis of the crystals took place on a Weissenberg camera (Fig2.3)⁽¹¹⁰⁾, using CuK_α radiation. The crystal is set up optically, so that one of the crystal edges is perpendicular to the direction of the X-ray beam. A single oscillation photograph is produced initially, as the diffracted X-rays fall on the cylindrical film placed co-axially with the axis of rotation. As rotation proceeds, through about a twenty degree arc, various families of planes are brought in turn into an angular position such that the Bragg equation ($n\lambda = 2d\sin\theta$) is momentarily satisfied by the particular values of the spacing d and the glancing angle θ for the set of planes in question. A reflected beam is thus produced at a deviation of 2θ on one side or other of the direct beam in a horizontal plane through the beam (Fig.2.4)⁽¹¹¹⁾. The reflected beams are recorded on the film as a series of darkened spots. Each momentary appearance of a particular beam, as the crystal passes through the appropriate position will produce only a very slight darkening of the photographic emulsion. The camera

Figure 2.1 Crystal Mounting Techniques



The second technique is mainly used for mounting protein crystals.

Figure 2.2 Goniometer Head with Crystal Mounted

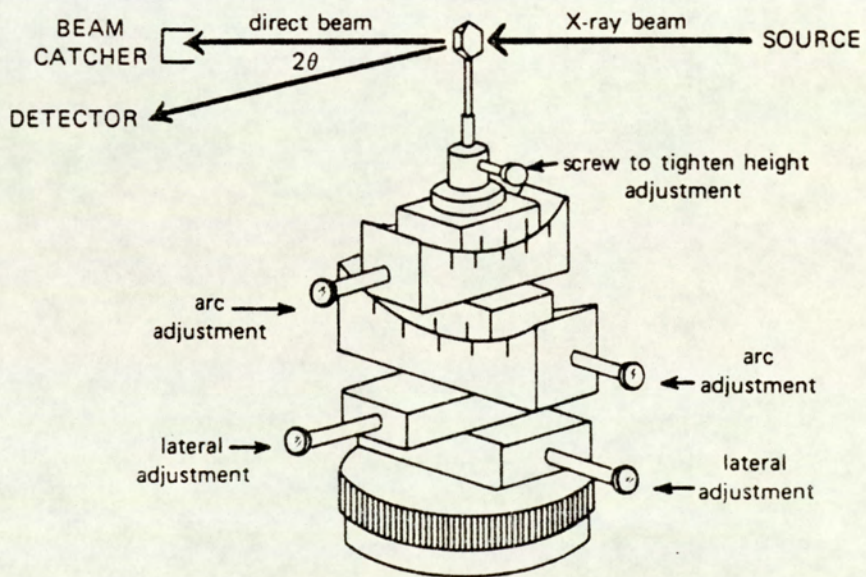
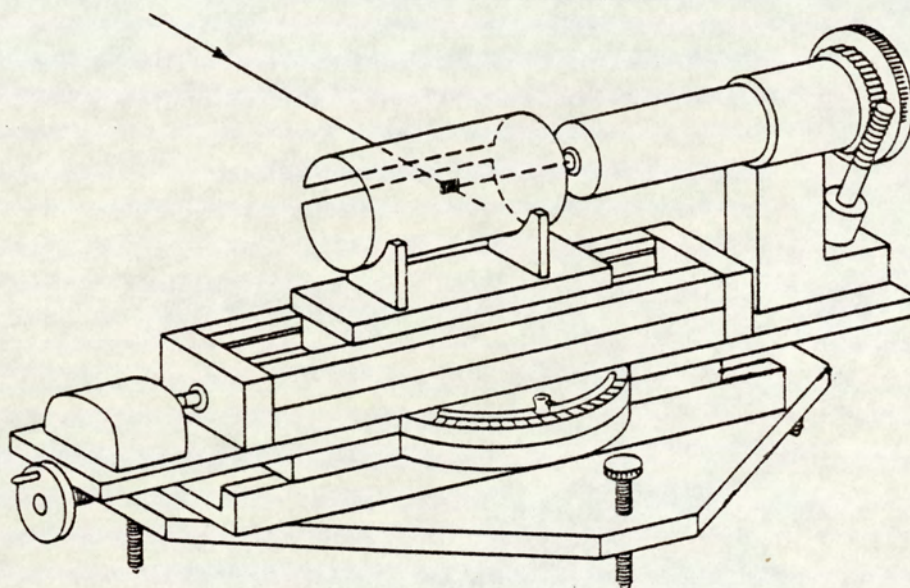


Figure 2.3 Schematic View of a Weissenberg Camera



Description of Camera:

The components consist of:

- 1) Goniometer head which carries adjusting arcs mounted at 90° to each other.
- 2) Telescope for assisting the setting of the crystal.
- 3) Mechanism for rotating or oscillating the crystal perpendicular to the beam.
- 4) Arrangement to hold a cylindrical camera cassette around the crystal.
- 5) Collimator to direct X-rays onto crystal.
- 6) Beam stop to catch the undeviated beam.

Figure 2.4 . Basic geometry of the Oscillation method showing how diffraction spots are recorded on a cylindrical film placed around the crystal

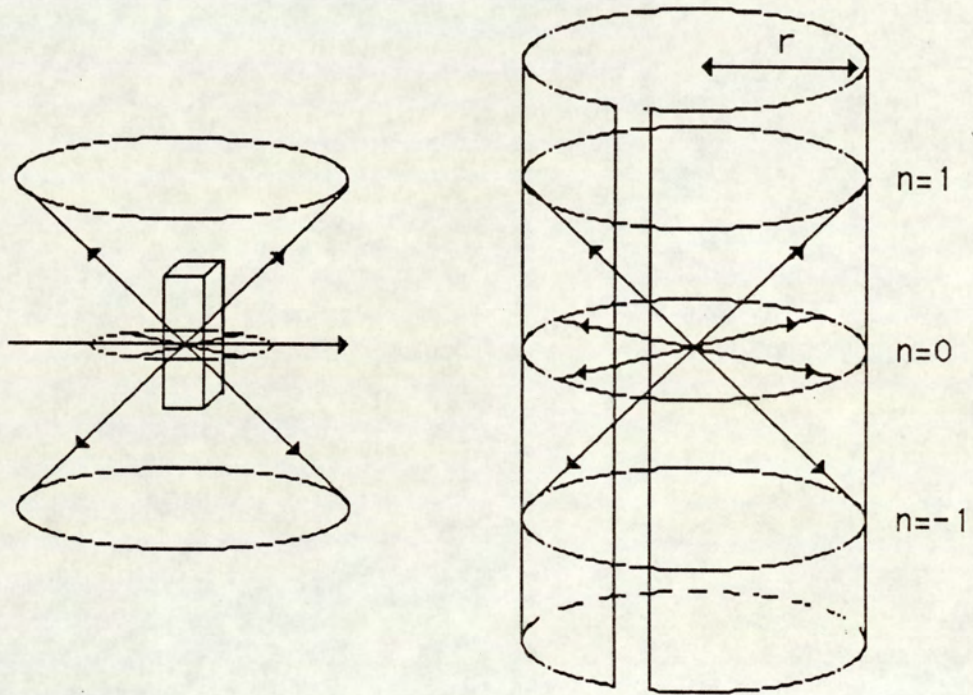
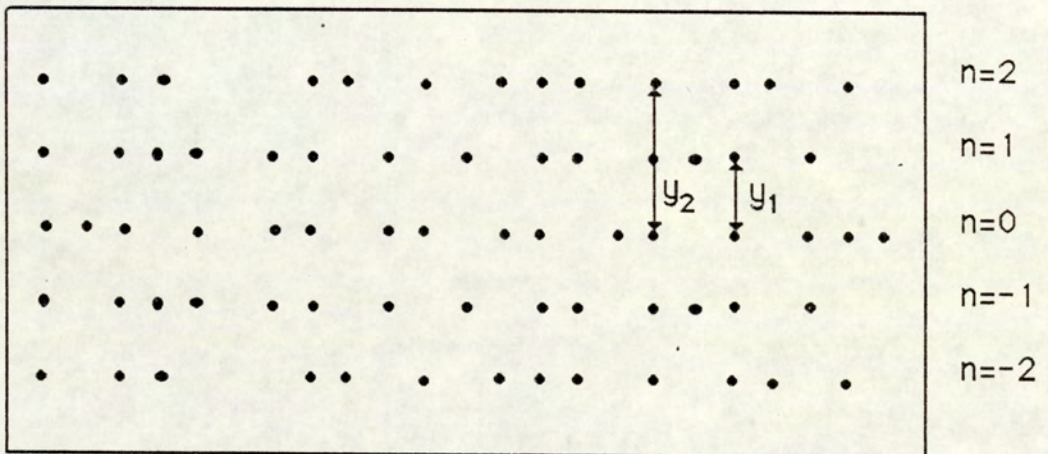


Figure 2.5 Sketch of a Single Oscillation Picture



For a known wavelength (λ) the following equation provides a convenient method for determining the unit cell spacings (a).

$$a = \frac{n\lambda}{\sin(\tan^{-1}(y_n/r))}$$

r =radius of camera (mm)
 y =distance of the n^{th} layer line from the zero layer line.

is left to run for a period sufficiently long enough to produce a photograph of the required density, usually of the order of half an hour. The opened film, when developed consists of spots lying along straight lines called layer lines. (Fig.2.5)⁽¹¹¹⁾.

This preliminary investigation allows the crystallographer to examine whether in fact the crystal is single and to assess how well the crystal diffracts. On examination, should the spots of the layer line be "split" rather than single dots, then the crystal is rejected.

The single oscillation photograph provides a means of measuring the length of the unit cell around which the crystal is oscillating (see fig.2.5 for calculation).

2.3.2 Detailed Photographic Analysis

In the event of a more in-depth photographic examination, the accurate orientation of the crystal is required. This is achieved by taking a series of single and double oscillation photographs⁽¹¹⁰⁾. It is possible to index the spots of the layer lines on rotation photographs, although it is not a simple task due to the possibility of overlapping reflections. This difficulty is overcome by moving film goniometers. The most widely used and the technique adopted for this work, is that due to Weissenberg.

As the crystal is rotating, the cylindrical film moves bodily along the axis of rotation, a complete back and forth motion takes place as the crystal is rotated through approximately 200° and back again. The gap between the two screens is adjusted to permit the passage of a selected cone of reflections (Fig.2.6). The

position of the slotted screens, having been predetermined by taking a zero layer line photograph. The motion of the film means that one layer of spots is spread over the whole film (Fig.2.7)(111).

The interpretation of the Weissenberg photograph, provides information about the cell axial lengths, angles and any systematic absences.

2.3.3 Automatic Counter Techniques

Photographic techniques for X-ray analysis of crystals, have largely been superseded by counter methods of recording intensities. Many different designs of diffractometer are used to facilitate the indexing of "reflections" and the measurement of intensities. The particular diffractometer used in this study was an Enraf-Nonius CAD-4 four circle diffractometer, which is a kappa geometry diffractometer.

The schematic set up of an Enraf-Nonius CAD-4 diffractometer is illustrated in Figure 2.8. The essential difference between this type of diffractometer and the "classical" Eulerian four circle diffractometer, is that, instead of possessing a full CHI (χ) circle, the Kappa geometry diffractometer possesses a Kappa arc which is inclined at 50° to the omega circle.

The unit is controlled by a Digital Equipment Corporation PDP-8/A computer. After positioning the crystal on the diffractometer, and before the data collection can be initiated the orientation matrix must be determined. This includes the unit cell

Figure 2.6. Sketch of the slotted screen arrangement when taking a Weissenberg photograph

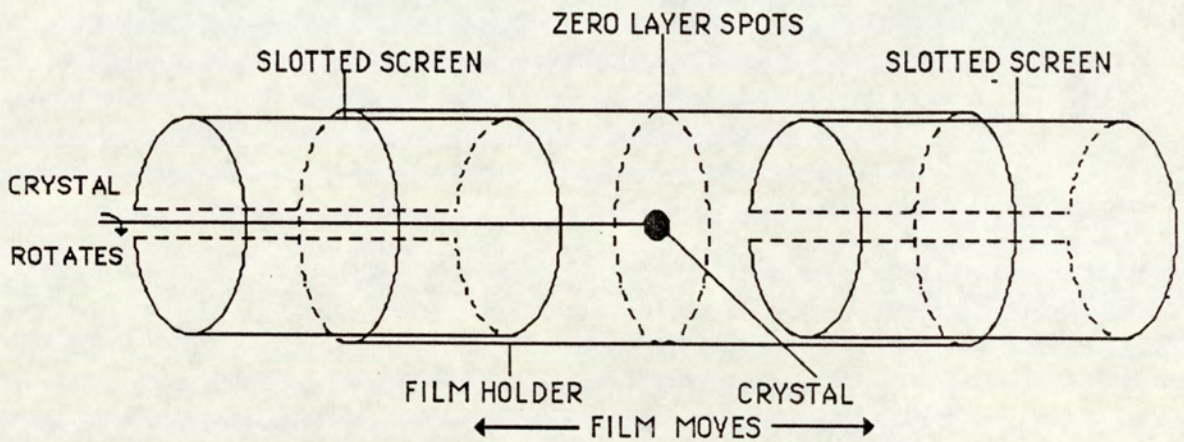
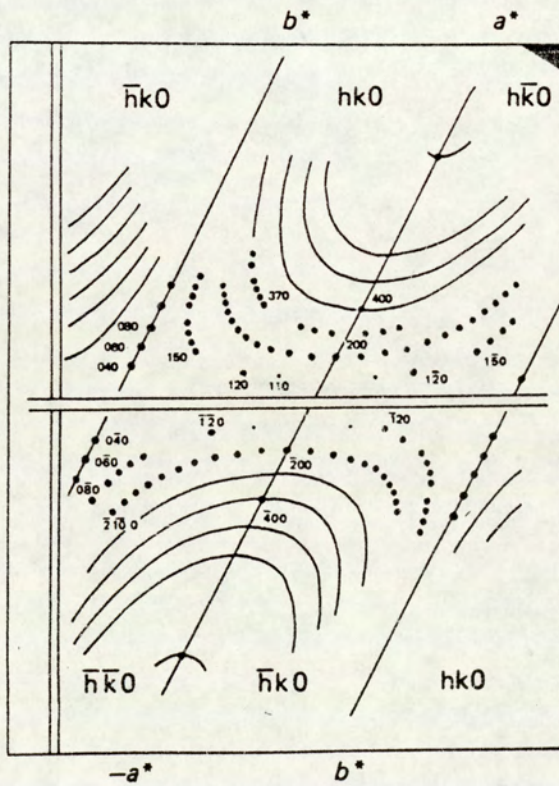


Figure 2.7. Sketch of a Weissenberg photograph, with the festoons partially drawn in



Equation (1)

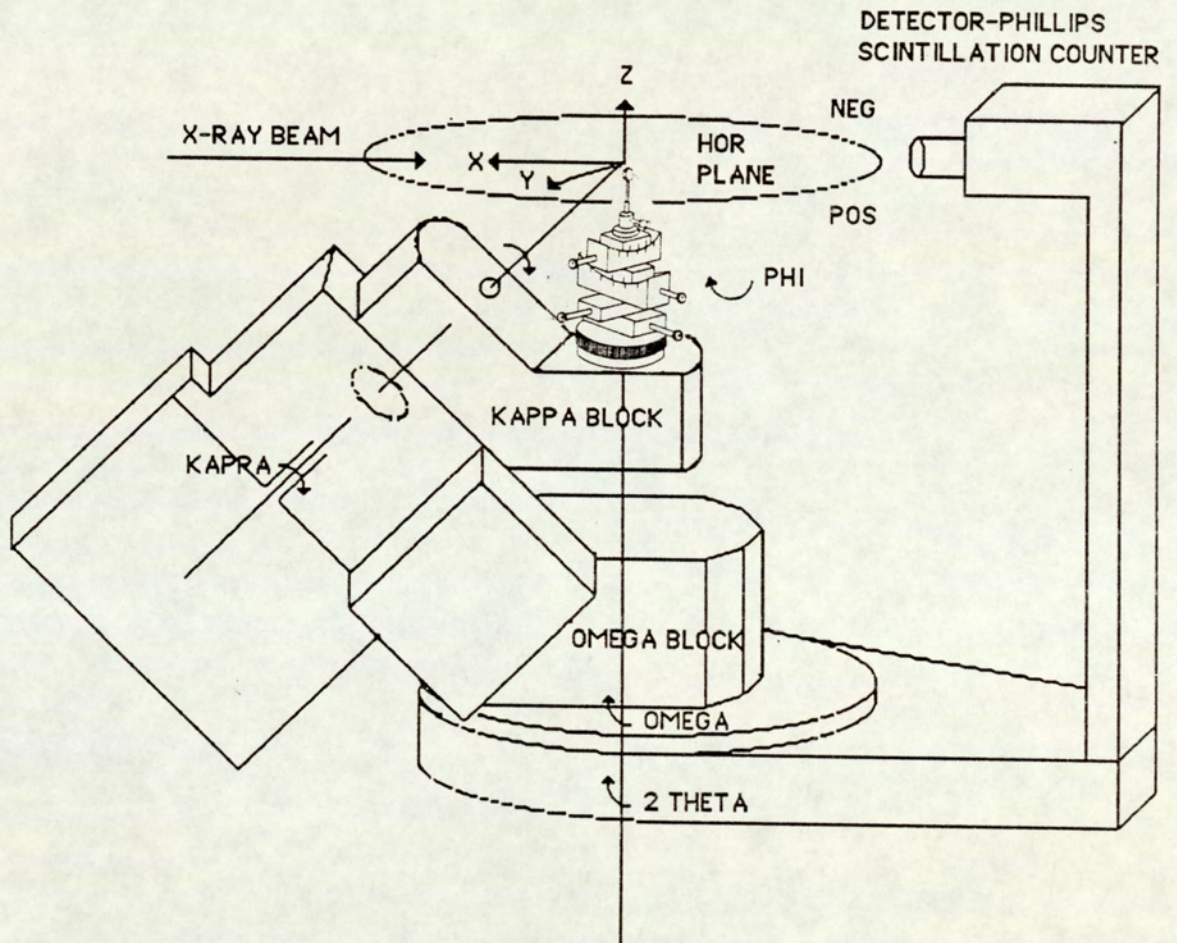
$$\frac{X_{hkl}}{2\pi r} = \frac{4\theta_{hkl}}{2\pi}$$

Equation (2)

$\lambda = 2d_{hkl} \sin \theta_{hkl}$
 use θ_{hkl} found in equation (1) to find d_{hkl} and inter axial angles from separation of the axial lines (110)

X_{hkl} = distance (mm) between spots.
 r = radius of camera (mm)
 θ = diffraction angle.
 λ = wavelength (Å)

Figure 2.8 Enraf-Nonius CAD-4 Diffractometer.



(Graphite monochromated $\text{MoK}\alpha$ radiation generated using an Enraf-Nonius generator run at 50KV and 20mA)

parameters. The following routines are used to achieve this:

2.3.3.1 Search

The diffractometer is set in motion using this routine, as it provides a starting point, whereby the diffractometer searches through reciprocal space to locate and centre up to twenty-five reflections. The setting angles for these reflections are stored in the memory of the computer (REFDUMP), and form the basis for calculating the orientation matrix and the unit cell parameters.

The operator may vary the point in reciprocal space at which the search commences by re-setting the values of theta, chi and phi, fed into the computer. The speed of the phi motor and the discrimination factor for the peak to background ratio can also be controlled by the operator at this point.

2.3.3.2 Index

Using the reflecting positions stored in REFDUMP the INDEX routine produces an orientation matrix, the corresponding primitive cell and assigns indices to the stored reflections. The system executes a number of calculations in sequence. Initially, a collection of vectors (\underline{V}), in x,y,z, coordinates is composed, containing the scattering vectors (\underline{R}_i) derived from REFDUMP (≤ 25), along with the sum and difference vectors, (R_{i+j}) of each combination of two scattering vectors (≤ 600). From the collection of vectors, (\underline{V}), three vectors are drawn:

\underline{R}_1 = the shortest vector from (\underline{V}),

\underline{R}_2 = the shortest vector from (\underline{V}), which is the most perpendicular to \underline{R}_1 ,

\underline{R}_3 = the shortest vector from (\underline{V}), which is the most perpendicular to the plane through \underline{R}_1 and \underline{R}_2 .

\underline{R}_1 , \underline{R}_2 and \underline{R}_3 constitute the columns of the preliminary orientation matrix $R(3,3)$. After the routine has initiated a series of internal checks successfully, the primary indices are calculated thus,

$$R(3,3) * \begin{vmatrix} x_i \\ y_i \\ z_i \end{vmatrix} = \begin{vmatrix} h_i \\ k_i \\ l_i \end{vmatrix}$$

Indices calculated in this manner are most likely to be fractional, so they are multiplied by a common multiplication factor m , (which is determined by a least squares minimization procedure) and rounded off to integers.

The next cycle attempts to locate smaller base vectors, using the original vectors of $R(3,3)$ as the starting set. Each vector of (\underline{V}), would be equal to $n_i R_1 + m_i R_2 + p_i R_3$ where n_i , m_i and p_i are integers, if the preliminary matrix is indeed correct. However, if the preliminary matrix is incorrect, there will be a

residual vector. In this instance, a series of two dimensional comparisons are applied to minimize the quantity, $V_1 - n_i R_{1(2or3)}$. When a residual vector is more suitable to serve as a base vector, it replaces one of the original base vectors in the orientation matrix. A least squares procedure using the reflections in REFDUMP is applied to the new base vectors whilst checks are maintained to ensure the integrity of the Miller indices of the reflections. Ultimately, the refinement of the base vectors occurs using the reflections whose integrity has been preserved.

Index, by convention, works from a normalised primitive unit cell, such that $A < B < C$ and the angles are all greater or less than ninety degrees. The Niggli matrix is also given. This can be used as an aid to determine whether or not the lattice is non-primitive, and so enables the operator to choose the most probable lattice.

To refine the unit cell and orientation matrix, the reflections are remeasured by the "SETANG" routine, and then a "LEAST SQUARES" procedure is applied. Finally, "TRANS" tests the derived primitive cell for higher symmetry centred cells. Should the test confirm a higher symmetry centred cell, the routine provides the facility to transform the cell and re-index the reflections stored in REFDUMP.

2.3.3.3 Data Collection

The $\omega/2\theta$ method of data collection, ie moving crystal, moving detector, was used in all cases of data collection. The data collection parameters were specified using the "DATCIN" programme. This programme provides a means to eliminate the

measurement of systematically absent reflections, allows the setting of the maximum and minimum range of θ values, controls the measurement of the intensity and orientation controls and facilitates the setting of the scan speed for a pre-scan of the intensities.

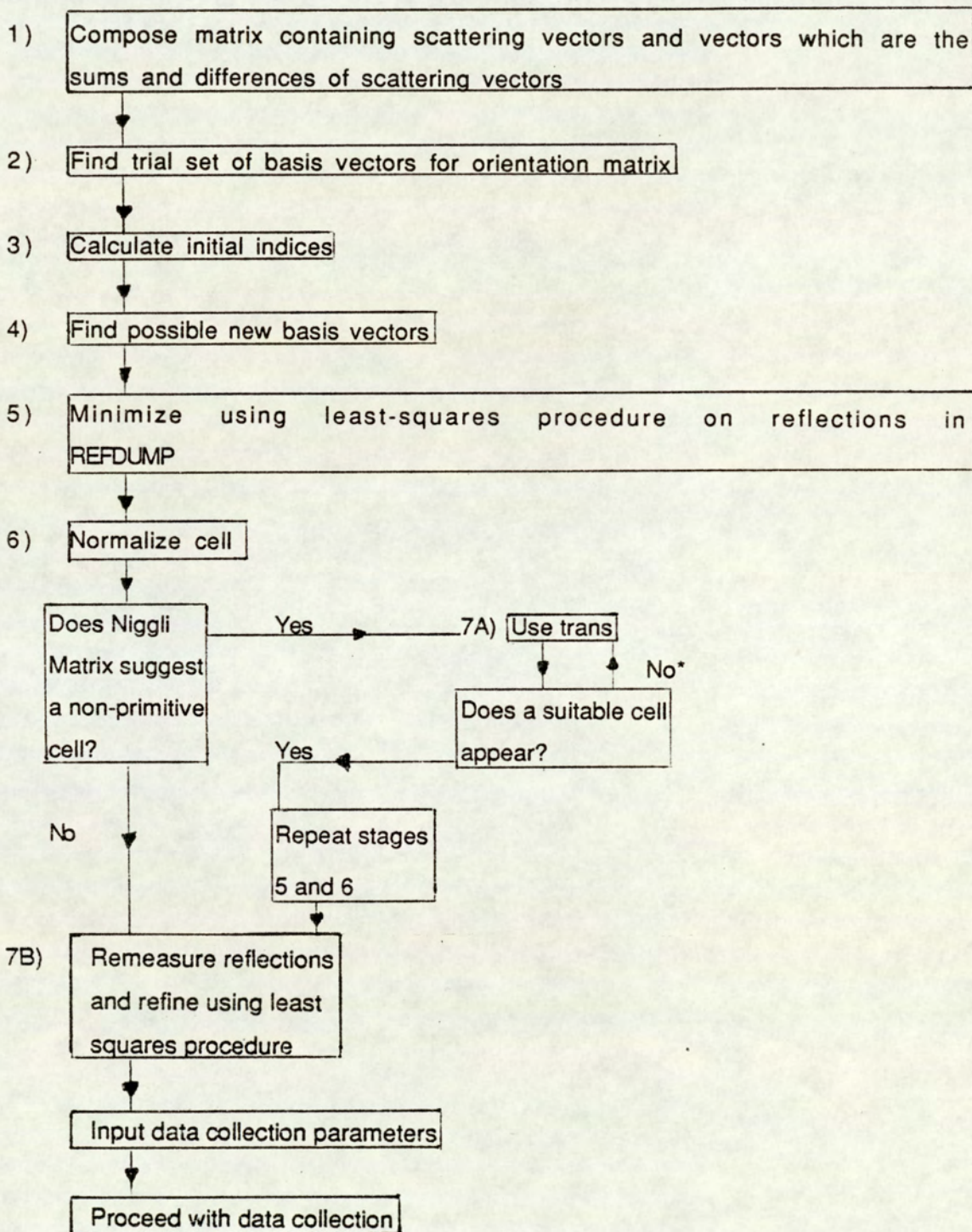
The measurement of intensities, at the specified pre-scan rate, will divide into three types. There will be those which are of acceptable quality such that the peak intensity is sufficiently greater than the background, secondly there will be peaks which are so weak not to warrant collection, as the peak intensity is roughly equivalent to the background and lastly there will be peaks which need collecting at a slower speed. In the last instance, the scan speed to be used will be calculated by the programme.

In all the instances in this study, the θ limits were set between 2 and 25°, apart from that is, the analysis of *p*-ethoxyphenyl[2-(2-pyridylphenyl)telluride where the range was 2 - 22.5°. Three intensity and orientation control reflections were used. During the data collection the standard reflections are remeasured at regular intervals. The orientation controls facilitate the recalculation of the orientation matrix, should this recalculation occur it may indicate the necessity to recentre the crystal in the X-ray beam. The intensity controls provide a means of monitoring any change in intensity, due for instance, to the deterioration of the crystal in the X-ray beam. If there is a change in the standard intensity values with time, a correction needs to be applied.

As the reflections are scanned the results are stored on magnetic disc, and simultaneously printed out for visual examination on a DECWRITER. At the completion of the data collection the operator may wish to refine or check the unit cell parameters, using higher values of h, k and l , taken from the print out. These high order reflections may be included into the list in REFDUMP, once room is made by deleting the requisite number of reflections to allow their inclusion. The reflections in the modified list are in turn remeasured using the SETANG routine and refined by the "LEAST SQUARES" procedure.

The results are transferred from the disc to magnetic tape at the end of the data collection. The visual print-out provides the operator with a convenient means of checking the data for systematic absences, should there be any. This information in conjunction with the type of Bravais Lattice, allows the assignment of a space group. This procedure can be summarized as illustrated by the following flow diagram, Fig. 2.9.

FIGURE 2.9 A flow diagram illustrating the stages involved in collecting unit cell and intensity data using an Enraf-Nonius CAD-4 diffractometer.



* If after several attempts no suitable cell appears, it is reasonable to assume that the crystal is defective in some way.

2.4 Computer Analysis

2.4.1 Reduction of Diffractometer Data

The raw intensity data was read from the magnetic tape into the Birmingham University Honeywell Multics Computer. The data was then reduced, using a programme called *datred 4*, provided by Dr T A Hamor. This programme provides the following facilities:

(i) Background subtraction: The general method for background subtraction is described in Stout and Jensen⁽¹¹⁰⁾, this may be extended to counting times for peak and background as follows,

$$N_pK = N_T - r(N_{b1} + N_{b2})$$

where N_T = total count, N_pK = peak count, $r = 1$ and N_{b1} and N_{b2} are the background counts each collected over a period $1/r \times$ peak count time.

(ii) Lorentz and polarization corrections (see introduction)

(iii) A simple linear intensity correction, based on the intensities of the standard reflections.

(iv) The programme provides the output in the form of h,k,l , F_{obs} and σF_{obs} , where σF_{obs} is calculated by the programme on the basis of counting statistics.

The standard deviation due to counting statistics is calculated by:

$$\sigma^2 pK = \sigma^2_T + \sigma^2_{b1} + \sigma^2_{b2}$$

where $\sigma^2_T = N_T$ and $\sigma_{b1} = r\sqrt{N_{b1}}$

The final standard deviation which includes an expression for variation in the main intensity beam can be expressed as follows:

$$\sigma^2_I = \sigma^2_p k + (f N_p k)^2$$

where f is a parameter which depends upon the constancy of the X-ray beam, in our case, a value of 0.01 was taken.

2.4.2 Crystallographic Calculations

The reduced data is now in a form suitable for use in integrated programmes which perform crystallographic calculations. The programmes used exclusively in this work were SHELX 86⁽¹¹⁾ and SHELX 76⁽¹²⁾, both of which allow the solving of structures via the classical "heavy atom" or direct methods route. The SHELX system of programmes sets up complex neutral atomic scattering factors for all atoms used in this study ^(11,12) except for tellurium. The scattering factors used for this element were those defined by Cromer and Mann⁽¹¹²⁾.

The programmes and route used in each structural solution were as follows; for the structural studies of dimethyldithio-carbamato-2-(2-quinolinyl)phenyltellurium(II) and (2-N,N-dimethylbenzylamine-C,N')tellurium(IV) tribromide, the direct methods option was employed using SHELX 86⁽¹¹⁾. This facilitated the location of the tellurium and bromine atoms in the second structure, whilst in the first analysis the position of the tellurium and sulphur atoms in conjunction with the majority of the molecule were revealed. The heavy atom route was adopted

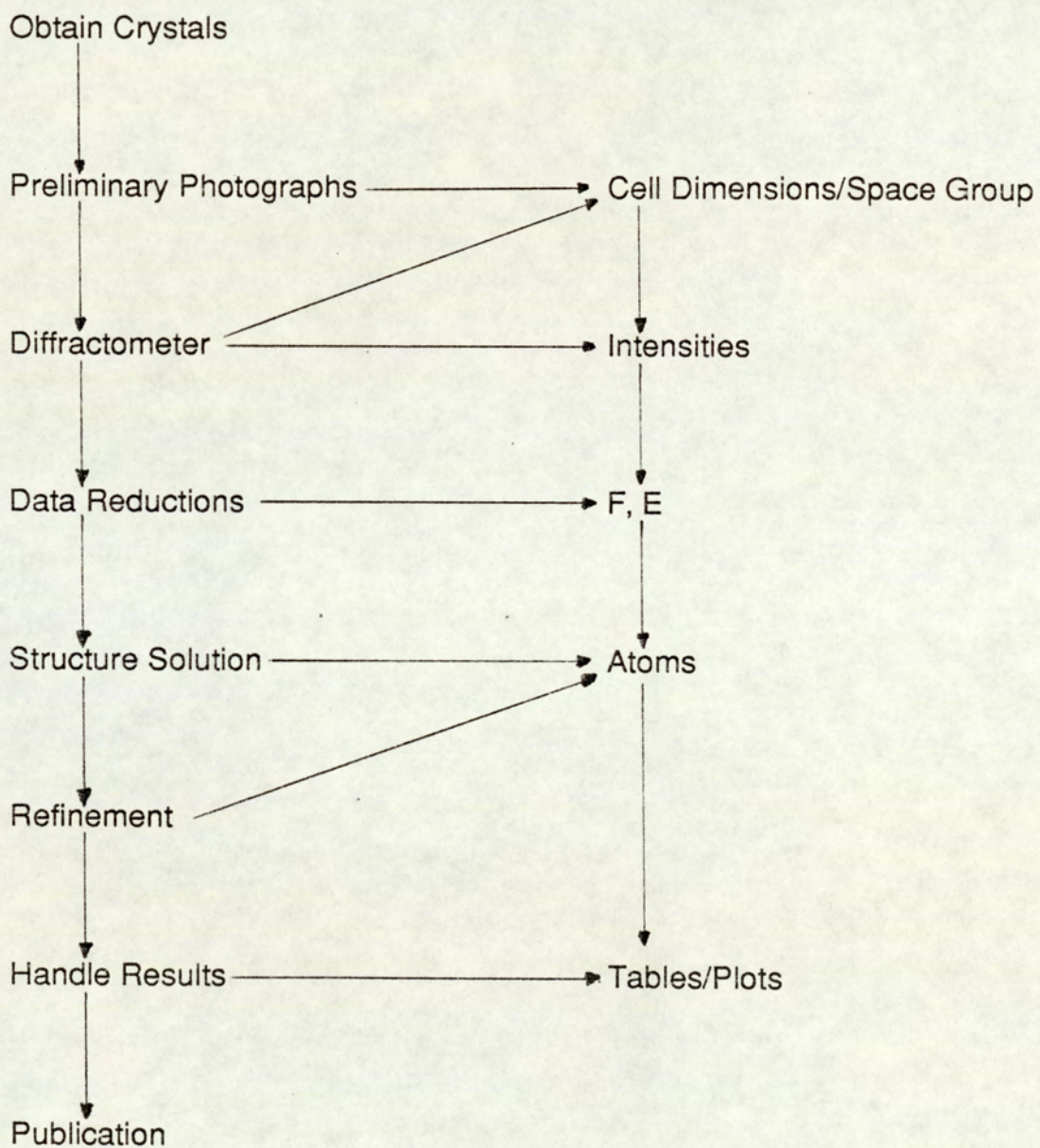
using SHELX 86⁽¹¹⁾ for the location of the tellurium atoms in 2-dichloro(butyl)tellurobenzaldehyde, bis[2-(N-hydroxy)imino-phenyl] ditelluride and 2-dichloro(butyl)telluro-N-dimethylbenzyl-ammonium chloride. In both of the chlorine containing structures not only were the tellurium positions revealed, but so were the positions of many of the lighter atoms. SHELX 76⁽¹²⁾ was used in all other analyses. In the cases of bis[2-(2-pyridyl)phenyl]-tritelluride, dimethyldithiocarbamate[2-(2-pyridyl)phenyl]-tellurium(II) and *para*-ethoxyphenyl[2-(2-pyridyl)phenyl]telluride, the coordinates of the tellurium atoms were found using the heavy atom approach, where direct methods was used to find the tellurium position in 2-(2-pyridyl)phenyltellurium(IV) tribromide. In each of the crystal structures, the remaining non-hydrogen atoms were located by Fourier-difference synthesis, using SHELX 76⁽¹²⁾. The hydrogen atoms in each structure were placed in calculated positions (C-H 1.08Å) and allowed to "ride" on their respective carbon atoms in the subsequent least-squares refinements, unless they were able to be located from a difference map. Empirical absorption corrections⁽¹¹³⁾ were applied in the cases of 2-(2-pyridyl)phenyltellurium(IV) tribromide, (range of transmission factors 0.524-1.083) and (2-N,N-dimethylbenzylamine-C,N')tellurium(IV) tribromide (range of transmission factors 0.145-3.984)⁽¹¹³⁾.

Mean plane calculations and torsion angles were calculated using Mpl86⁽¹¹⁴⁾, on the University of Birmingham Honeywell Multics system. PLUTO 78⁽¹¹⁵⁾ at the University of Manchester Regional Computer Centre (UMRCC) was used for all molecular

plotting in this work. The programme allows the plotting of either unit cell contents or individual molecules, with the options for projections, perspective views or stereo representation. The output can be drawn either as a ball and stick representation or as a space filling diagram. A number of orientation options are permitted, with the default option producing the minimum overlap orientation.

The determination of crystallographic structures from initiation to completion can be summarised as illustrated in the following flow diagram, Fig. 2.10.

Figure 2.10 A flow diagram illustrating the stages in the determination of a crystal structure from initiation to completion



CHAPTER THREE

**RESULTS AND DISCUSSION
ON INDIVIDUAL STRUCTURES**

3.1 Polytelluride Structures

3.1.1 Bis[2-(2-pyridyl)phenyl]tritelluride, (1)

At the initiation of this study, a number of examples of the tritelluride ion $[\text{Te}_3]^{2-}$ had been recorded(116-118), but no evidence could be located as to the existence of a non-ionic tritelluride single crystal study. It was anticipated that this structural elucidation would provide the detailed structural evidence of the first non-ionic tritelluride. During this investigation however, the structure of bis-(tris(trimethyl silyl)methyl)tritelluride was reported(119). Even though there are significant differences between the two structures, this analysis provided the first reported example of a non-ionic tritelluride.

The deep blood red crystals were supplied for crystallographic examination by N Al-Salim of this department. The crystal chosen for the investigation was plate-like, measuring 0.75 x 0.47 x 0.05 mm.

Crystal Data

$\text{C}_{22}\text{H}_{16}\text{N}_2\text{Te}_3$, Mr = 691.2, monoclinic space group I2/C, a = 14.721(3) Å, b = 9.290(4) Å, c = 15.996(10) Å, β = 106.39(3) Å, U = 2098.7 Å³, Z = 4, D_c = 2.188 gcm⁻³, F(000) = 1272, $\lambda(\text{Mo-K}\alpha)$ = 0.71069 Å, μ = 4.31 mm⁻¹.

1639 unique reflections in the range $2<\theta<25$ with $I>2.5\theta(I)$ were used in the structural analysis. Least squares refinement

was terminated when all the shifts were less than 0.001σ and R and R_w were 0.064 and 0.088 respectively, $W=1/(\sigma^2(F)+0.005F^2)$.

Final atomic coordinates for bis[2-(2-pyridyl)phenyl] tritelluride are given in table 3.1, with bond distances, bond angles, torsion angles and mean plane calculations given in tables 3.2 and 3.3 respectively. A view of the molecule and a stereoscopic packing diagram are shown in figures 3.1 and 3.2.

The asymmetric unit consists of half of the molecule, as the molecule exhibits two fold symmetry with the central tellurium atom lying on a crystallographic two fold axis. The coordination about each terminal tellurium can be considered as essentially trigonal bipyramidal, with the two lone pairs of electrons on tellurium and the carbon of the phenyl ring equatorial and the central tellurium atom with the pyridyl nitrogen axial. Thus the position *trans* to the Te-C bond is unoccupied and each half of the molecule can be considered as "T-shaped"⁽⁴⁰⁾.

The Te(1)-C(1) distance [2.130(9) Å] is in reasonable agreement with the sum of the Pauling single bond covalent radii for tellurium 1.37 Å and a sp^2 hybridised carbon 0.74 Å⁽¹⁰⁸⁾, and with the analogous bond in (C_7H_5OTeBr) 2.08 Å⁽¹²⁰⁾, C_7H_6NTe 2.08(1)-2.09(1) Å⁽¹²¹⁾, $C_{18}H_{18}O_4SeTe_2$ 2.123(8) Å⁽¹²²⁾, and $C_{14}H_{14}O_2SeTe_2$ 2.093(17), 2.106(18) Å⁽¹²³⁾. The bond lengths and angles in the phenyl ring are unexceptional, and are detailed in table 3.2. The ring itself is essentially planar, with a root mean squared deviation of 0.009Å.

The Te(1)-N(1) distance, 2.554(7) Å is noticeably longer than

the sum of the covalent radii [2.07 Å⁽¹⁰⁸⁾ or 2.24 Å for axial Te-N^(40,108)] but is considerably shorter than the sum of the van der Waals radii. [3.70 Å⁽¹⁰⁸⁾, 3.61 Å⁽¹⁰⁷⁾]. This secondary interaction⁽³⁹⁾ although longer than similar Te-N contacts^(102,104,105) is analogous to that identified in other trichalcogens where an oxygen is acting as the donating atom in the system, forming a comparable five membered chelate ring^(122,124). The Te(1)-N(1) interaction is of additional note, as it appears to hold the 2-(2-pyridyl)phenyl ligand in an almost planar geometry with only a slight bending of one ring relative to the other, forming a shallow V shape (Table 3.3). Bis[2-(2-pyridyl)phenyl]tritelluride appears to owe its stability to the Te-N interaction, whereas the bulky (Me₃Si)₃C- groups are believed to contribute to the stability of Bis(tris(trimethylsilyl)methyl)tritelluride⁽¹¹⁹⁾.

The Te-Te bond length [2.776(1) Å] is in good agreement with the sum of the Pauling covalent single bond radii⁽¹⁰⁸⁾ and with typical values identified for Te-Te bonds in analogous complexes eg bis(tris(trimethylsilyl)methyl)tritelluride⁽¹¹⁹⁾, di-potassium tritelluride⁽¹¹⁷⁾, barium tritelluride⁽¹¹⁸⁾, diphenyl ditelluride⁽¹²⁵⁾ and *p,p*-dimethoxydiphenyl ditelluride⁽¹²⁵⁾ which lie in the range 2.710 - 2.805 Å. The terminal telluriums related by the molecular two fold symmetry lie 4.265 Å apart with a Te(1)-Te(2)-Te(1) angle of 100.4(2)°.

There appear to be no significant intermolecular contacts less than the sum of the involved atoms van der Waals radii. The closest Te-Te intermolecular contact is 4.678 Å, which is well

beyond the sum of the van der Waals radii for tellurium(107,108).
An interesting feature in the crystal is the parallel stacking of
the organic ligands.

Table 3.1. Fractional atomic coordinates ($\times 10^5$ for tellurium and $\times 10^4$ for all other non-hydrogen atoms) with e.s.d.'s in parentheses for Bis[2-(2-pyridyl)phenyl]tritelluride.

	x	y	z
Te(1)	7063 (4)	50965 (5)	15050 (3)
Te(2)	0 (0)	31844 (8)	25000 (0)
N(1)	1619 (5)	6771 (8)	765 (5)
C(1)	2154 (6)	5107 (8)	2254 (6)
C(2)	2453 (6)	4235 (9)	3021 (5)
C(3)	3403 (7)	4236 (10)	3511 (6)
C(4)	4033 (8)	5141 (11)	3253 (9)
C(5)	3747 (6)	5970 (10)	2531 (6)
C(6)	2826 (5)	5967 (8)	2019 (5)
C(7)	2536 (7)	6856 (8)	1230 (6)
C(8)	3146 (8)	7702 (12)	937 (8)
C(9)	2791 (11)	8492 (12)	155 (9)
C(10)	1856 (11)	8344 (12)	-297 (8)
C(11)	1302 (8)	7486 (10)	41 (6)

Table 3.2. Bond lengths (Å) and bond angles (°) with e.s.d.'s in parentheses for Bis[2-(2-pyridyl)phenyl]tritelluride.

Te(1) ---Te(2)	2.776 (1)	C(6) ---C(1)	1.403 (11)
Te(1) ---C(1)	2.130 (9)	C(6) ---C(7)	1.467 (13)
Te(1) ---N(1)	2.554 (7)	C(8) ---C(9)	1.416 (18)
C(2) ---C(3)	1.397 (13)	C(8) ---C(7)	1.371 (12)
C(2) ---C(1)	1.431 (12)	C(9) ---C(10)	1.369 (21)
C(3) ---C(4)	1.396 (15)	C(10) ---C(11)	1.357 (15)
C(4) ---C(5)	1.352 (16)	C(11) ---N(1)	1.302 (12)
C(5) ---C(6)	1.373 (11)	N(1) ---C(7)	1.348 (13)
Te(2) -Te(1) -C(1)	99.1 (2)	Te(1) -C(1) -C(6)	121.4 (6)
Te(2) -Te(1) -N(1)	170.7 (2)	C(2) -C(1) -C(6)	118.8 (8)
C(1) -Te(1) -N(1)	71.6 (3)	C(9) -C(8) -C(7)	119.0 (11)
Te(1) -Te(2) -Te(1)	100.4 (2)	C(8) -C(9) -C(10)	118.7 (9)
C(3) -C(2) -C(1)	119.8 (9)	C(9) -C(10) -C(11)	118.4 (11)
C(2) -C(3) -C(4)	118.5 (9)	C(10) -C(11) -N(1)	123.3 (11)
C(3) -C(4) -C(5)	121.5 (10)	Te(1) -N(1) -C(11)	128.3 (7)
C(4) -C(5) -C(6)	121.7 (9)	Te(1) -N(1) -C(7)	110.9 (5)
C(5) -C(6) -C(1)	119.5 (8)	C(11) -N(1) -C(7)	120.8 (8)
C(5) -C(6) -C(7)	120.8 (7)	C(6) -C(7) -C(8)	123.9 (9)
C(1) -C(6) -C(7)	119.7 (7)	C(6) -C(7) -N(1)	116.4 (7)
Te(1) -C(1) -C(2)	119.8 (6)	C(8) -C(7) -N(1)	119.7 (9)

TABLE 3.3

Mean Plane Analysis for Bis[2-(2-pyridyl)phenyl] tritelluride.

Phenyl Ring - Perpendicular Distance to Plane.

0.00160	C1
0.01026	C2
-0.01432	C3
0.00638	C4
0.00586	C5
-0.00978	C6

Mean Dev = 0.008034 R.M.S Dev = 0.008978

Pyridyl Ring - Perpendicular Distance to Plane.

0.00275	N1
0.00016	C7
-0.00727	C8
0.01165	C9
-0.00914	C10
0.00185	C11

Mean Dev= 0.005471 R.M.S Dev= 0.006871

Angle Between Planes 2.81(2)^o.

Torsion Angles

N(1)-C(7)-C(6)-C(5)	179.4
N(1)-C(7)-C(6)-C(1)	-0.7
C(8)-C(7)-C(6)-C(5)	1.8
C(8)-C(7)-C(6)-C(1)	-178.4
C(1)-Te(1)-Te(2)-Te(3)	97.3

Figure 3.1.1. The structure of Bis[2-(2-pyridyl)phenyl]tritelluride showing the atom numbering.

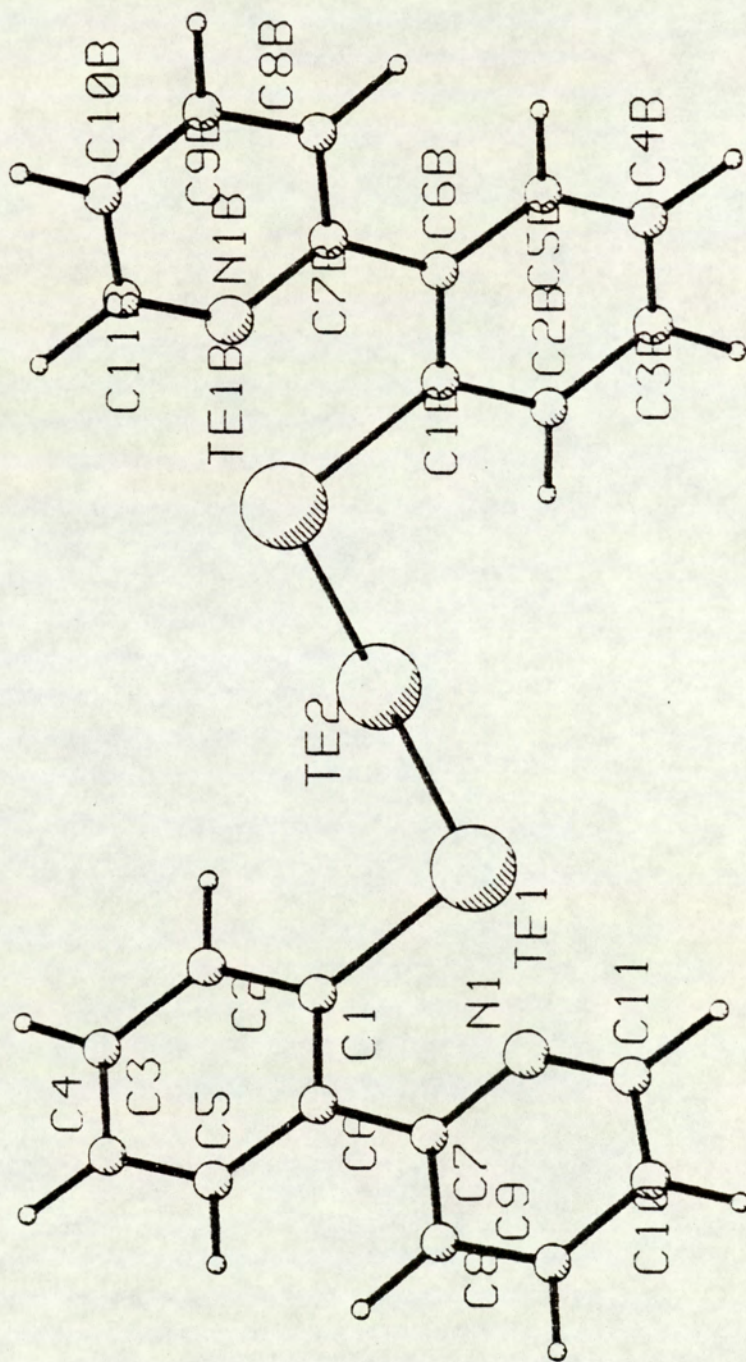
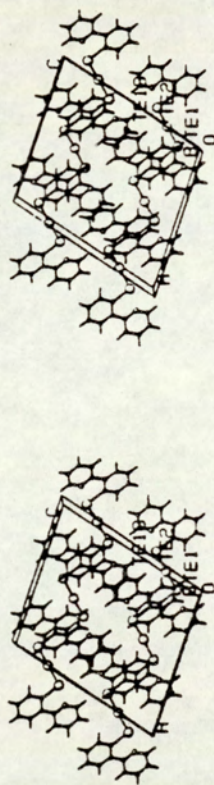


Figure 3.2. Stereoscopic packing diagram of Bis[2-(2-pyridyl)phenyl]tritelluride.



3.1.2 Bis [2-(N-hydroxy)iminophenyl] Ditelluride, (2)

The synthetic route and chemical properties of this compound have been reported previously⁽³³⁾. Originally it was anticipated that this synthetic pathway would yield the first cyclic ditelluride or a polymeric ditelluride. The crystal structure determination undertaken was to unequivocally identify the product formed.

Brown crystals of the reaction product were grown from benzene by K Y Abid of this department. The dimensions of the crystal chosen for analysis were 0.475 x 0.625 x 0.300 mm.

Crystallographic analysis revealed that neither of the two envisaged products had been formed. The composition of the majority of the unexpected product was revealed by the combination of X-ray, Infrared and CHN results, however there was still some ambiguity as to the precise nature of the terminal group of the phenyl ring side chain. Initially the group was presumed to be CH₃, as this assignment tallied the theoretical and experimental C and H results⁽³³⁾, within analytical error. The structural refinement continued normally, all be it with slightly high thermal parameters for the two terminal methyl carbons. Assigning the terminal group of the phenyl ring as CH₃ did not completely explain the I.R. trace, so it was decided to refine the site occupancy factor for both peaks in the following least-squares cycle. Freeing this factor revealed an occupation of 1.56 and 1.59, for the two peaks designated as methyl carbons. This information lead to a rethink and a reassignment of the terminal groups from CH₃ to NH₂. Labelling the group NH₂ failed to

equate the theoretical and analytical nitrogen values and only succeeded in bringing the site occupancy factors down to 1.25 and 1.28. Clearly another rethink was required. Considering the terminal groups to be OH gave satisfactory site occupancy factors of 1.02 and 1.03 for each peak. On closer examination of the difference map, only one peak which could be attributed to hydrogen could be located in the vicinity of each oxygen. This additional evidence in conjunction with the CHN results and IR trace seem to confirm the terminal group in the phenyl ring side chain as OH.

Crystal Data

$C_{14}H_{12}N_2O_2Te_2$, Mr = 495.5, monoclinic space group $P2_1/n$ $a = 15.790(3)$ Å, $b = 6.340(8)$ Å, $c = 15.903(6)$ Å, $\beta = 99.50(2)^\circ$, $U = 1570.2$ Å³, $Z = 4$, $D_c = 2.096$ gcm⁻³, $F(000) = 920$, $\lambda(Mo-K_\alpha) = 0.71069$ Å, $\mu = 3.856$ mm⁻¹.

The total number of reflections scanned in the range 2-25 θ was 5668, with 2491 unique reflections with $I > 2.5\sigma(I)$ used in the structural analysis. The analysis was halted when all shifts were less than 0.01σ and R and R_w were 7.53% and 9.06% respectively; $w = 1/[\sigma^2(F) + 0.002F^2]$.

Final atomic coordinates for Bis[2(N-hydroxyl)iminophenyl] ditelluride are given in table 3.4, with bond distances, bond angles and mean plane calculations given in tables 3.5 and 3.6 respectively. A view of the molecule and a stereoscopic packing

diagram are shown in figures 3.3 and 3.4.

The distances Te(1) - C(1), 2.136(8) Å and Te(2)-C(8), 2.142(8) Å, are slightly longer than the sum of the Pauling single bond covalent radii for a tellurium-sp² carbon single bond, (2.11 Å)⁽¹⁰⁸⁾, but they are similar to values found in other diorganyl ditellurides, range 2.08-2.16 Å⁽¹²⁵⁻¹²⁸⁾ and with the analogous bond in our tritelluride, 2.130(9) Å. The carbon carbon lengths and angles within the phenyl ring are analogous to standard values and are given in detail in Table 3.5. Interestingly, within the crystal there is parallel stacking of the phenyl rings, but these rings do not directly overlie one another within the stack.

The Te-N distances, 2.822(5) and 2.876(5) Å, are much greater than the sum of the covalent radii⁽¹⁰⁸⁾, but are within the van der Waals distance, 3.61 Å⁽¹⁰⁷⁾, and therefore maybe considered as a weak secondary interaction⁽³⁹⁾. These distances are shorter than the recently reported Te-N interactions in Me₂Te(OC₆H₄=CHC₆H₄NO₂)₂, [2.962, 2.923 Å]⁽¹²⁹⁾ where the oxidation state for tellurium is IV as opposed to a formal oxidation of I in this ditelluride. The aldoxime groups are planar and are orientated at 11.2(3)°, 4.1(2)° to the phenyl ring to which they are attached. The bond lengths and angles of the aldoxime groups are in reasonable agreement with previously published results⁽¹³⁰⁾.

The Te-Te bond length of 2.746(1) Å, is in good agreement with the sum of the Pauling single bond covalent radii (2.74 Å)⁽¹⁰⁸⁾ and can be compared to values in the crystal structures of a number of analogous compounds, range 2.697-2.715 Å⁽¹²⁵⁻¹²⁸⁾.

The environment around each tellurium may be loosely described as trigonal bipyramidal, if the Te-N distance is considered significant and included in the coordination sphere. The molecule appears to twist about the Te-Te bond such that the planes of the ligands are approximately at right angles to each other.

Examination of packing distances shows that the shortest distances between tellurium atoms are between Te(1) and Te(1) (-x,-y,-z), 3.777(4) Å and between Te(2) and Te(2) (-x,-y,-z), 4.041(4) Å. These contacts are tending towards the van der Waals distance of 4.12 Å or 4.40 Å^(107,108), and may thus represent only a very weak interaction between the molecules.

Table 3.4. Fractional atomic coordinates ($\times 10^5$ for tellurium and $\times 10^4$ for all other non-hydrogen atoms) with e.s.d.'s in parentheses for Bis-[2-(N-hydroxy)iminophenyl] Ditelluride.

	x	y	z
Te(1)	-5300(3)	5060(9)	9620(3)
Te(2)	-12014(3)	39820(9)	588(3)
O(1)	678(6)	-4324(11)	2173(5)
O(2)	-1901(7)	8600(15)	-1650(7)
N(1)	106(5)	-2604(11)	2173(5)
N(2)	-2090(5)	6804(13)	-1204(5)
C(1)	-1023(5)	959(12)	2122(5)
C(2)	-1523(5)	2726(13)	2238(5)
C(3)	-1874(5)	2936(17)	2969(6)
C(4)	-1777(6)	1406(15)	3580(5)
C(5)	-1280(6)	-313(15)	3474(6)
C(6)	-900(5)	-620(13)	2773(5)
C(7)	-374(6)	-2452(13)	2724(6)
C(8)	-2499(5)	2954(12)	-328(4)
C(9)	-2794(6)	1147(14)	-2(6)
C(10)	-3661(6)	501(19)	-199(6)
C(11)	-4230(6)	1837(19)	-718(7)
C(12)	-3929(6)	3552(20)	-1064(7)
C(13)	-3077(5)	4206(15)	-868(5)
C(14)	-2845(6)	6136(15)	-1300(6)

Table 3.5. Bond lengths (Å) and bond angles (°) with e.s.d.'s in parentheses for Bis-[2-(N-hydroxy)iminophenyl] Ditelluride.

Te (1) ---Te (2)	2.746 (1)	C (4) ---C (5)	1.370 (14)
Te (1) ---C (1)	2.136 (8)	C (5) ---C (6)	1.364 (13)
Te (2) ---C (8)	2.142 (8)	C (6) ---C (7)	1.438 (12)
O (1) ---N (1)	1.415 (10)	C (8) ---C (9)	1.370 (12)
O (2) ---N (2)	1.399 (12)	C (8) ---C (13)	1.393 (11)
N (1) ---C (7)	1.253 (12)	C (9) ---C (10)	1.414 (12)
N (2) ---C (14)	1.252 (12)	C (10) ---C (11)	1.401 (16)
C (1) ---C (2)	1.400 (11)	C (11) ---C (12)	1.340 (16)
C (1) ---C (6)	1.431 (10)	C (12) ---C (13)	1.393 (13)
C (2) ---C (3)	1.375 (12)	C (13) ---C (14)	1.478 (13)
C (3) ---C (4)	1.363 (13)		
Te (2) -Te (1) -C (1)	100.3 (2)	C (5) -C (6) -C (7)	119.7 (8)
Te (1) -Te (2) -C (8)	100.0 (2)	N (1) -C (7) -C (6)	121.4 (8)
O (1) -N (1) -C (7)	121.2 (8)	Te (2) -C (8) -C (9)	120.9 (6)
O (2) -N (2) -C (14)	119.4 (8)	Te (2) -C (8) -C (13)	120.1 (6)
Te (1) -C (1) -C (2)	121.0 (5)	C (9) -C (8) -C (13)	118.8 (8)
Te (1) -C (1) -C (6)	120.4 (6)	C (8) -C (9) -C (10)	122.4 (9)
C (2) -C (1) -C (6)	118.5 (7)	C (9) -C (10) -C (11)	117.3 (10)
C (1) -C (2) -C (3)	120.3 (8)	C (10) -C (11) -C (12)	119.7 (9)
C (2) -C (3) -C (4)	121.4 (9)	C (11) -C (12) -C (13)	123.0 (10)
C (3) -C (4) -C (5)	118.5 (8)	C (8) -C (13) -C (12)	118.5 (9)
C (4) -C (5) -C (6)	123.5 (8)	C (8) -C (13) -C (14)	124.9 (8)
C (1) -C (6) -C (5)	117.8 (8)	C (12) -C (13) -C (14)	116.5 (8)
C (1) -C (6) -C (7)	122.5 (8)	N (2) -C (14) -C (13)	121.8 (8)

TABLE 3.6

Mean Plane Analysis for Bis[2-(N-hydroxy)iminophenyl] Ditelluride.

Phenyl Ring attached to Te1.

Perpendicular Distance to Plane	Atom
-0.00231	C1
-0.00624	C2
0.01409	C3
-0.01314	C4
0.00449	C5
0.00311	C6

Mean Dev = 0.007228 R.M.S. Dev = 0.008613

Phenyl Ring attached to Te2

Perpendicular Distance to Plane	Atom
0.00652	C8
0.00100	C9
-0.01887	C10
0.03063	C11
-0.02356	C12
0.00427	C13

Mean Dev = 0.14142 R.M.S.Dev. = 0.017846.

Figure 3.3. The structure of Bis-[2-(N-hydroxy)iminophenyl] Ditelluride showing the atom numbering.

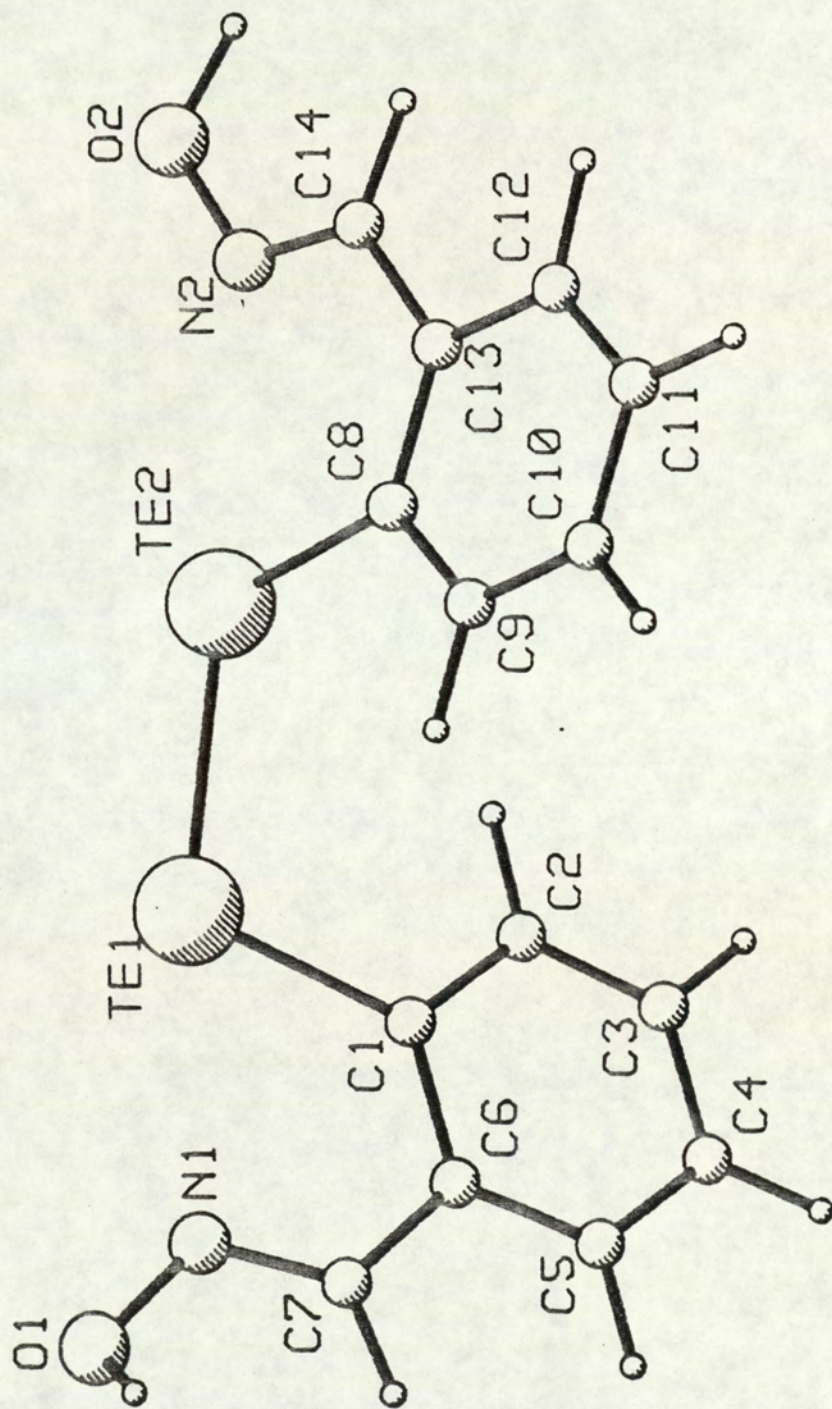
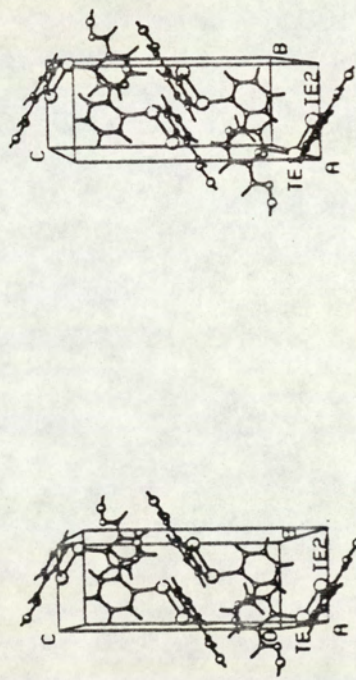


Figure 3.4. Stereoscopic packing diagram of Bis[2-(hydroxy)iminophenyl] Ditelluride.



3.2 Tellurium(IV) Structures

2-(2-Pyridyl)phenyltellurium (IV) tribromide, (3)

Analysis of previous single crystal studies of $R\text{TeX}_3$ compounds reveals a tendency for the molecules to link into either polymers (in the case of trichlorides)^(87,131-133) or dimers (in the case of tribromides and triiodides)^(133,134) via quite strong halogen bridge bonds. This phenomenon is absent when the organic group present is either bulky or contains a donor group. In such structures the molecules are either associated into weak dimers or are essentially monomeric⁽¹³⁵⁻¹⁴⁰⁾.

The study of 2-(2-pyridyl)phenyltellurium(IV) tribromide provided an opportunity to examine an $R\text{TeX}_3$ compound with an electron donating nitrogen incorporated into an arguably non-bulky organic ligand. Interest in this study therefore naturally centred on whether this type of donor atom would facilitate the means of satisfying the Lewis acidity of the system by intramolecular complex formation and so prevent the formation of strong intermolecular halogen bridges. Apart from this aspect of the study, added interest came from the fact that 2-(2-pyridyl)-phenyltellurium(IV) tribromide formed a precursor stage in the preparation of both bis[2-(2-pyridyl)phenyl]tritelluride and dimethyldithiocarbamate[2-(2-pyridyl)phenyl]tellurium(II).

Bright yellow crystals of 2-(2-pyridyl)phenyltellurium(IV) tribromide were grown from acetonitrile by N Al-Salim of this department. The size of the crystal chosen for analysis was 0.40 x 0.20 x 0.10 mm.

Crystal Data

$C_{11}H_8Br_3NTe$, Mr = 521.5, triclinic space group. $P\bar{1}$, a = 6.953(6) Å, b = 8.382(1) Å, c = 12.133(2) Å, $\alpha = 78.68(1)^\circ$, $\beta = 82.87(4)^\circ$, $\gamma = 87.14(4)^\circ$, U = 687.8 Å³, Z = 2, $D_c = 2.519 \text{ gcm}^{-3}$, F(000) = 476, $\lambda(\text{Mo-K}\alpha) = 0.71069 \text{ Å}$, $\mu = 11.45 \text{ mm}^{-1}$.

The structural analysis was based on 1963 significant reflections ($I > 2.5\sigma(I)$) drawn from the original 2697 unique reflections scanned in the prescribed θ range. Least squares analysis was terminated when all shifts were less than 0.15σ and R and R_w were 7.35% and 10.85% respectively. No weighting scheme was applied to the reflections.

Final atomic coordinates for 2-(2-pyridyl) phenyltellurium(IV) tribromide are given in table 3.7, with bond distances, torsion angles and mean plane calculations given in tables 3.8 and 3.9 respectively. A view of the molecule and a stereoscopic packing diagram are shown in figures 3.5 and 3.6.

The coordination about tellurium can be considered as essentially octahedral. In this arrangement the tellurium atom rests in the centre of the equatorial plane of the octahedron, which is defined by the pyridyl nitrogen, the phenyl ring carbon, [C(1)] and the bromine atom [Br(3)]. The fourth equatorial site may be considered to be either vacant or occupied by the lone pair of electrons on tellurium, if these are considered to be stereochemically active. The octahedron around tellurium is completed by two bromine atoms which occupy the axial sites

situated above and below the equatorial plane.

In an ideal octahedron the angles around the central atom are either 90° or 180° . In this structure the slight deviations from ideality can be attributed to either constraints arising from the five membered chelate ring or to the fact that a lone pair of electrons occupies the fourth equatorial position between N(1) and Br(3). In particular the restricted N(1)-Te-C(1) angle at $78.2(7)^\circ$ seems to be a consequence of the first factor and possibly so is the angle between N(1)-Te-Br(3) at $170.4(4)^\circ$. The latter angle is presumably also affected by the lone pair of electrons situated between N(1) and Br(3). In the axial direction the atoms are noticeably displaced from the lone pair of electrons which reduces the Br(1)-Te-Br(2) angle to $172.4(1)^\circ$. This type of distortion is similar to that observed in (2-phenylazophenyl-C,N')tellurium(IV) trichloride, where analogous angles were constrained in a like manner⁽¹⁰³⁾.

Within the structure, tellurium forms a single covalent bond with an sp^2 hybridised carbon atom. This distance [Te-C(1) 2.110(19) Å] although unremarkable in its own right, lies neatly within a range of values reported in previous structures for the same bond, range 2.11-2.14 Å (103,135,141,142). The interaction between tellurium and nitrogen [2.244(14) Å] is considerably longer than the sum of the Pauling single bond covalent radii (2.07⁽¹⁰⁸⁾). This distance is however shorter than that reported previously for the same interaction in a couple of other organotellurium(IV) trihalides [$C_{12}H_9N_2TeCl_3$ (2.417 Å) (103) and $(C_9H_8NO_2)TeCl_3$ (2.402 Å)⁽¹⁴⁰⁾], indicating a stronger interaction

between tellurium and nitrogen in this case. Interestingly, the 2-(2-pyridyl)phenyl ligand appears to be held in an essentially planar geometry by this interaction between tellurium and the nitrogen in the pyridyl ring (Table 3.9). The slight deviation from planarity of the organic ligand is illustrated by the angle of $6.2(3)^\circ$ between the mean planes of the pyridyl and phenyl rings. Indeed the whole molecule is planar apart from the apical bromine atoms, Br(1) and Br(2) to within $\pm 0.15 \text{ \AA}$.

The tellurium bromine distances ($2.589(3) \text{ \AA}$ equatorial, $2.673(3)$ and $2.658(3) \text{ \AA}$ axial) fall within a range commonly found for such bonds ($133, 135, 139, 141, 142$) and are in good agreement with the sum of the single bond covalent radii [$\text{Te}_{(\text{equatorial})}\text{-Br}$ 2.51 \AA and $\text{Te}_{(\text{axial})}\text{-Br}$ 2.67 \AA] (40.108). There is a weak secondary intermolecular interaction between centrosymmetrically related molecules, $\text{Te}\dots\text{Br}$ $3.596(3) \text{ \AA}$. This type of interaction is a feature which has been noted previously in other organotellurium(IV) bromides, $\text{C}_{12}\text{H}_9\text{TeBr}_3$ ($\text{Te}\dots\text{Br}$, 3.71 \AA) (135) and $\text{C}_4\text{H}_8\text{STeBr}_2$ ($\text{Te}\dots\text{Br}$, 3.59 \AA) (141). 2-(2-pyridyl)phenyltellurium(IV) tribromide can therefore be considered as essentially monomeric with a weak secondary interaction between tellurium and a neighbouring molecule bromine.

Table 3.7. Fractional atomic coordinates ($\times 10^4$ for all non-hydrogen atoms) with e.s.d.'s in parentheses for 2-(2-pyridyl)phenyltellurium(IV) tribromide .

	x	y	z
Te	-1148 (2)	4702 (1)	6901 (1)
Br (1)	373 (3)	3242 (3)	8772 (2)
Br (2)	-2577 (4)	6522 (3)	5122 (2)
Br (3)	-3547 (4)	2395 (3)	7016 (3)
N (1)	504 (22)	6926 (16)	6923 (14)
C (1)	-3102 (29)	5931 (23)	7944 (17)
C (2)	-4963 (30)	5475 (22)	8358 (19)
C (3)	-5976 (34)	6289 (29)	9061 (19)
C (4)	-5318 (34)	7810 (27)	9306 (19)
C (5)	-3481 (28)	8252 (22)	8884 (16)
C (6)	-2333 (29)	7402 (20)	8135 (17)
C (7)	-467 (27)	7924 (21)	7633 (16)
C (8)	423 (33)	9423 (21)	7677 (23)
C (9)	2327 (35)	9709 (22)	7082 (25)
C (10)	3045 (40)	8803 (25)	6354 (24)
C (11)	2176 (31)	7331 (28)	6366 (18)

Table 3.8. Bond lengths (Å) and bond angles (°) with e.s.d.'s in parentheses for 2-(2-pyridyl)phenyltellurium(IV) tribromide .

Te	---Br (1)	2.673 (3)	C (5)	---C (6)	1.410 (25)
Te	---Br (2)	2.658 (3)	C (6)	---C (1)	1.438 (25)
Te	---Br (3)	2.589 (3)	C (6)	---C (7)	1.415 (28)
Te	---C (1)	2.110 (19)	C (8)	---C (9)	1.435 (34)
Te	---N (1)	2.244 (14)	C (8)	---C (7)	1.441 (25)
C (2)	---C (3)	1.312 (29)	C (9)	---C (10)	1.312 (35)
C (2)	---C (1)	1.373 (29)	C (10)	---C (11)	1.397 (28)
C (3)	---C (4)	1.471 (29)	C (11)	---N (1)	1.295 (25)
C (4)	---C (5)	1.357 (30)	N (1)	---C (7)	1.407 (21)
Br (1) -Te	-Br (2)	172.4 (1)	C (5) -C (6)	-C (7)	121.7 (16)
Br (1) -Te	-Br (3)	93.5 (1)	C (1) -C (6)	-C (7)	121.2 (17)
Br (2) -Te	-Br (3)	92.8 (1)	Te -C (1)	-C (2)	125.4 (16)
Br (1) -Te	-C (1)	87.5 (5)	Te -C (1)	-C (6)	112.8 (14)
Br (2) -Te	-C (1)	88.1 (5)	C (2) -C (1)	-C (6)	121.7 (18)
Br (3) -Te	-C (1)	92.5 (6)	C (9) -C (8)	-C (7)	117.4 (20)
Br (1) -Te	-N (1)	88.4 (4)	C (8) -C (9)	-C (10)	120.2 (21)
Br (2) -Te	-N (1)	84.7 (4)	C (9) -C (10)	-C (11)	119.2 (23)
Br (3) -Te	-N (1)	170.4 (4)	C (10) -C (11)	-N (1)	123.4 (22)
C (1) -Te	-N (1)	78.2 (7)	Te -N (1)	-C (11)	126.8 (14)
C (3) -C (2)	-C (1)	118.9 (21)	Te -N (1)	-C (7)	113.0 (11)
C (2) -C (3)	-C (4)	122.9 (21)	C (11) -N (1)	-C (7)	120.3 (17)
C (3) -C (4)	-C (5)	117.0 (20)	C (6) -C (7)	-C (8)	127.1 (17)
C (4) -C (5)	-C (6)	121.5 (19)	C (6) -C (7)	-N (1)	114.7 (15)
C (5) -C (6)	-C (1)	117.0 (17)	C (8) -C (7)	-N (1)	117.8 (18)

TABLE 3.9
Mean Plane Analysis for
2-(2-Pyridyl)phenyltellurium(IV) tribromide

Phenyl Ring		Pyridyl Ring	
Perp. Dist. to Plane		Perp. Dist. to Plane	
0.02940	C1	0.00471	N1
-0.03283	C2	0.00154	C7
0.03034	C3	-0.03668	C8
-0.02615	C4	0.06948	C9
0.02496	C5	-0.06390	C10
-0.02572	C6	0.02486	C11
Mean Dev=0.028234.		Mean Dev=0.033525	
RMS Dev=0.028376.		RMS Dev=0.042617	

Equatorial Plane through Molecule

Perp. Dist. to Plane	
0.13235	Te
0.08726	Br3
0.04589	C1
-0.08677	C2
-0.03545	C3
-0.03269	C4
0.08779	C5
0.05229	C6
0.08685	C7
-0.00743	C8
0.02473	C9
-0.12412	C10
0.02029	C11
0.06847	N1

Mean Dev=0.099446 RMS Dev=0.128813

The remainder of the atoms, Br(1) and Br(2) lie at the following distances perpendicular to the plane; Br(1) 2.79330 and Br(2) -2.51938

Torsion Angles.

N1-C7-C6-C5	178.9
C8-C7-C6-C1	174.8
N1-C7-C6-C1	2.0
C8-C7-C6-C5	-8.3

Figure 3.5. The structure of 2-(2-pyridyl)phenyltellurium(IV)tribromide showing the atom numbering.

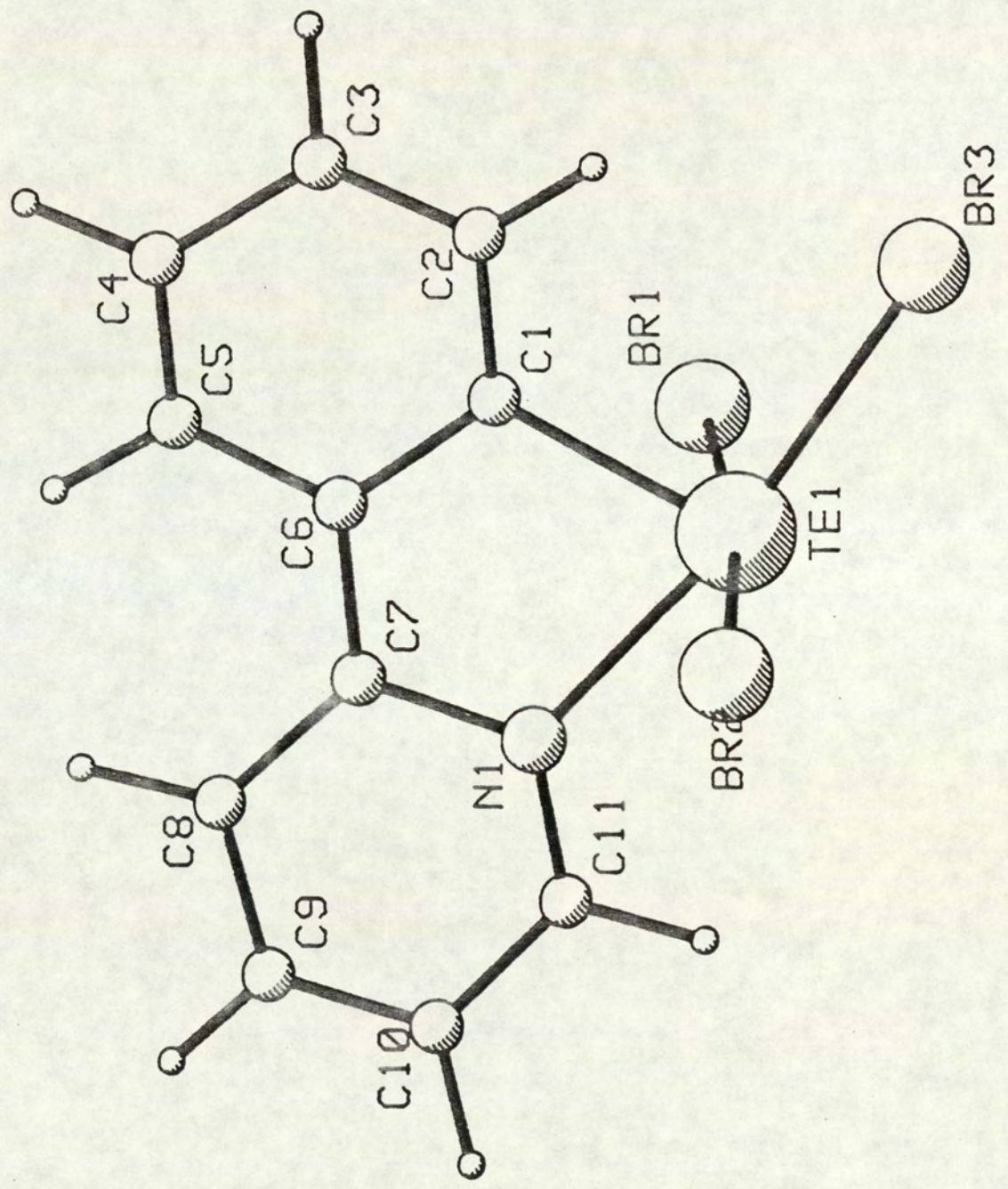
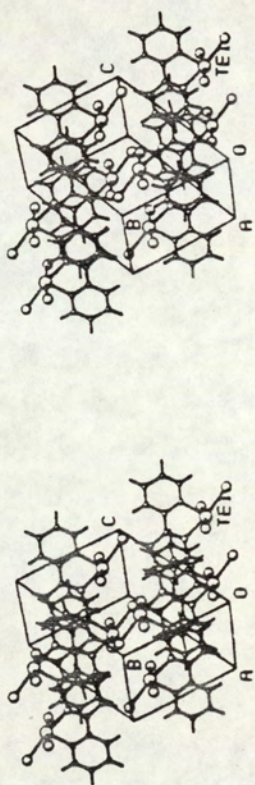


Figure 3.6. Stereoscopic packing diagram of 2-(2-pyridyl)phenyltellurium(IV) tribromide.



3.2.2 (2-N,N-Dimethylbenzylamine-C,N') Tellurium (IV) tribromide, (4)

The structural elucidation of this material was undertaken to examine the secondary bonding⁽³⁹⁾, if any, of an aliphatic nitrogen with tellurium in an $R\text{TeX}_3$ system and so provide a direct comparison with the structural study of 2-(2-pyridyl) phenyltellurium(IV) tribromide, in which the donating nitrogen atom was in an aromatic environment.

The material was supplied in a powdered form by Dr H B Singh, of the Indian Institute of Technology, Bombay. Dark brown crystals were grown from a saturated medium of nitromethane. The crystal chosen for X-ray analysis was 0.28 x 0.38 x 0.60 mm.

Elemental Analysis: Theoretical percentage C 21.4 N 2.78 H 2.41, Actual percentage C 21.3 N 2.80 H 2.39.

Crystal Data

Molecular formula $C_9H_{12}N\text{TeBr}_3$, Mr = 501.5, monoclinic, space group $P2_1/n$, $a = 9.226(6) \text{ \AA}$, $b = 15.439(8) \text{ \AA}$, $c = 9.618(5) \text{ \AA}$, $\beta = 94.94^\circ(5)$, $U = 1364.9 \text{ \AA}^3$, $Z = 4$, $D_C = 2.441 \text{ gcm}^{-3}$, $F(000) = 920$, $\lambda(\text{Mo-K}\alpha) = 0.71069 \text{ \AA}$, $\mu = 11.530 \text{ mm}^{-1}$.

2412 unique reflections were scanned in the data collection range of 2-25 θ . From this original data set, 938 significant reflections with $I > 2.5\sigma(I)$ were used as the bases for the structural analysis. Termination of the computer analysis stage occurred when all shifts were less than 0.01σ and R and R_w were

4.19% and 5.61% respectively, with $w=1/[\sigma^2(F) + 0.011F^2]$

Final atomic coordinates for (2-N,N-dimethylbenzylamine-C,N')tellurium(IV) tribromide are given in table 3.10, with bond distances, bond angles and mean plane calculations presented in tables 3.11 and 3.12 respectively.

If the intramolecular Te...N interaction is considered to be significant, the environment around tellurium can be considered to a first approximation as pseudo octahedral. In this representation the axial positions are occupied by Br(1) and Br(2) while C(1), N(1), Br(3) and the tellurium lone pair of electrons occupy the equatorial positions. The distortion from ideal octahedral geometry, particularly N(1)-Te-Br(3), [167.4(3)°] can be explained in terms of a lone pair of electrons occupying an equatorial position between N(1) and Br(3), whilst the small value of the angle N(1)-Te-C(1) [76.1(5)°] is due to the constraints imposed on the system by the five membered endocyclic ring. These values are analogous to those found in the crystal structures of (2-phenylazophenyl-C,N')tellurium(IV) trichloride⁽¹⁰³⁾ and 2-(2-pyridyl)phenyltellurium(IV) tribromide (this study). The molecular and unit cell packing diagrams are shown in figures 3.7 and 3.8 respectively.

The apical Te-Br bond lengths [2.758(2), 2.633(3) Å] span the value for single bond Pauling covalent radii, [Axial Te-Br 2.67 Å (40,108)]. The Te-Br distance at 2.633(3) Å falls within the range commonly observed for this bond,^(135,139,143) however, the longer axial Te-Br distance is significantly displaced from these

more usual values. The Te-Br equatorial bond at 2.632(3) Å is also elongated relative to Pauling's theoretical value (2.51 Å)^(40,108) and values commonly found for this bond (135,139,142). The reason for the relatively long equatorial Te-Br bond and the disparity between the two axial Te-Br lengths is unclear, never-the-less some information may be provided by the studies of 2-biphenyltellurium triiodide⁽¹³⁷⁾ and phenyltellurium trichloride⁽⁸⁷⁾. In both structures there is a pronounced lengthening of one of the tellurium halide bonds, leading the authors in each case to conclude that the structure had a tendency to exist as a telluronium salt of the type $[RX_2Te^+]X^-$. Indeed this tendency goes much further in solution, as shown by the conductivity of organotellurium trihalides in polar non-aqueous solutions⁽¹⁴⁴⁾.

In this structure there is a very weak secondary intermolecular contact of 3.869 Å between Te...Br(1)(2-x,1-y,1-z). This distance although only slightly less than the sum of van der Waals radii [3.91 Å]⁽¹⁰⁷⁾ may still be a contributing factor in causing the long Te-Br(1) bond distance. There are no other significant intermolecular distances shorter than the sum of the relevant van der Waals radii, and so (2-N,N-dimethylbenzylamine-C,N')tellurium(IV) tribromide is therefore essentially monomeric. The distance Te-C(1) [2.121(14) Å] is in good agreement with typical values found in comparable Te^{IV} complexes; eg (bip)TeBr₃⁽¹³⁵⁾ (bip=2-biphenyl), C₄H₈STeBr₂⁽¹⁴¹⁾, and (pap) TeCl₃ (pap= 2-phenylazophenyl)⁽¹⁰³⁾, where Te-C range in value from 2.11 - 2.16 Å and with the sum of

the Pauling single bond covalent radii⁽¹⁰⁸⁾. The phenyl ring bonds and angles are unexceptional and are detailed in table 3.11. The phenyl ring itself is planar to within ± 0.02 Å.

The Te-N interaction at 2.422(14) Å is significantly longer than the sum of the Pauling single bond covalent radii⁽¹⁰⁸⁾. This value is never-the-less akin to the values reported for secondary Te...N interactions in (pap)Te-Cl₃, 2.417 Å⁽¹⁰³⁾ and (dapy) TeCl₃ (dapy=2,6-diacetylpyridine), 2.402 Å⁽¹⁴⁰⁾. An additional point of interest is that this distance is longer than the Te-N_(aromatic) distance found in 2-(2-pyridyl)phenyltellurium(IV) tribromide [2.244(14) Å], indicating a weaker interaction in this case.

Table 3.10, Fractional atomic coordinates ($\times 10^4$ for all non-hydrogen atoms) with e.s.d.'s in parentheses for (2-N,N-dimethylbenzylamine-C,N')tellurium(IV) tribromide .

	x	y	z
Te(1)	1383(1)	3822(1)	4315(1)
Br(1)	-1558(2)	3743(1)	4624(2)
Br(2)	4195(3)	3929(1)	4050(3)
Br(3)	799(3)	3836(1)	1587(2)
N(1)	1713(15)	3489(9)	6782(14)
C(1)	1523(16)	2451(9)	4374(17)
C(2)	1788(19)	1944(10)	3231(18)
C(3)	1843(21)	1062(10)	3352(22)
C(4)	1707(23)	676(11)	4615(22)
C(5)	1415(22)	1168(11)	5811(23)
C(6)	1310(19)	2077(9)	5675(20)
C(7)	1008(20)	2635(10)	6891(18)
C(8)	3300(21)	3389(12)	7295(24)
C(9)	1069(28)	4177(12)	7569(20)

Table 3.11, Bond lengths (Å) and bond angles (°) with e.s.d.'s in parentheses for (2-N,N-dimethylbenzylamine-C,N')tellurium(IV)tribromide .

Te(1) ---Br(1)	2.758 (2)	C(1) ---C(2)	1.388 (21)
Te(1) ---Br(2)	2.633 (3)	C(1) ---C(6)	1.407 (21)
Te(1) ---Br(3)	2.632 (2)	C(2) ---C(3)	1.367 (20)
Te(1) ---N(1)	2.422 (14)	C(3) ---C(4)	1.368 (24)
Te(1) ---C(1)	2.121 (14)	C(4) ---C(5)	1.423 (25)
N(1) ---C(7)	1.478 (20)	C(5) ---C(6)	1.412 (22)
N(1) ---C(8)	1.512 (22)	C(6) ---C(7)	1.498 (22)
N(1) ---C(9)	1.460 (22)		
Br(1) -Te(1) -Br(2)	178.7 (1)	C(7) -N(1) -C(9)	114.3 (14)
Br(1) -Te(1) -Br(3)	89.4 (1)	C(8) -N(1) -C(9)	109.3 (15)
Br(2) -Te(1) -Br(3)	91.3 (1)	Te(1) -C(1) -C(2)	123.8 (12)
Br(1) -Te(1) -N(1)	85.8 (3)	Te(1) -C(1) -C(6)	114.9 (11)
Br(2) -Te(1) -N(1)	93.8 (3)	C(2) -C(1) -C(6)	121.3 (14)
Br(3) -Te(1) -N(1)	167.4 (3)	C(1) -C(2) -C(3)	120.2 (17)
Br(1) -Te(1) -C(1)	90.6 (4)	C(2) -C(3) -C(4)	120.2 (18)
Br(2) -Te(1) -C(1)	90.4 (4)	C(3) -C(4) -C(5)	121.5 (16)
Br(3) -Te(1) -C(1)	92.4 (4)	C(4) -C(5) -C(6)	118.2 (18)
N(1) -Te(1) -C(1)	76.1 (5)	C(1) -C(6) -C(5)	118.4 (17)
Te(1) -N(1) -C(7)	103.9 (10)	C(1) -C(6) -C(7)	120.5 (14)
Te(1) -N(1) -C(8)	112.2 (11)	C(5) -C(6) -C(7)	121.0 (17)
C(7) -N(1) -C(8)	107.8 (13)	N(1) -C(7) -C(6)	110.2 (13)
Te(1) -N(1) -C(9)	109.3 (10)		

TABLE 3.12

Mean Plane Analysis for (2-N,N-dimethylbenzylamine-C,N')tellurium
(IV) tribromide

Phenyl Ring

Perpendicular Distance to Plane

0.00973	C1
0.00770	C2
-0.02107	C3
0.01636	C4
0.00113	C5
-0.00113	C6

Mean Dev=0.011643. RMS Dev=0.013286

Equatorial Plane Through Molecule

Perpendicular Distance to Plane

0.16406	Te1
-0.35776	Br3
0.40695	N1
0.08895	C1
0.26067	C2
0.18016	C3
-0.00647	C4
-0.20535	C5
-0.16633	C6
-0.36489	C7

Mean Dev=0.220160. RMS Dev=0.251367

The remainder of the atoms within the molecule lie at the following distances perpendicular to this plane, Br1 -2.54091, Br2 2.75446, C8 1.84270, and C9 -0.08390.

Figure 3.7: The structure of (2-N,N-dimethylbenzylamine-C,N')tellurium(IV)tribromide showing the atom numbering.

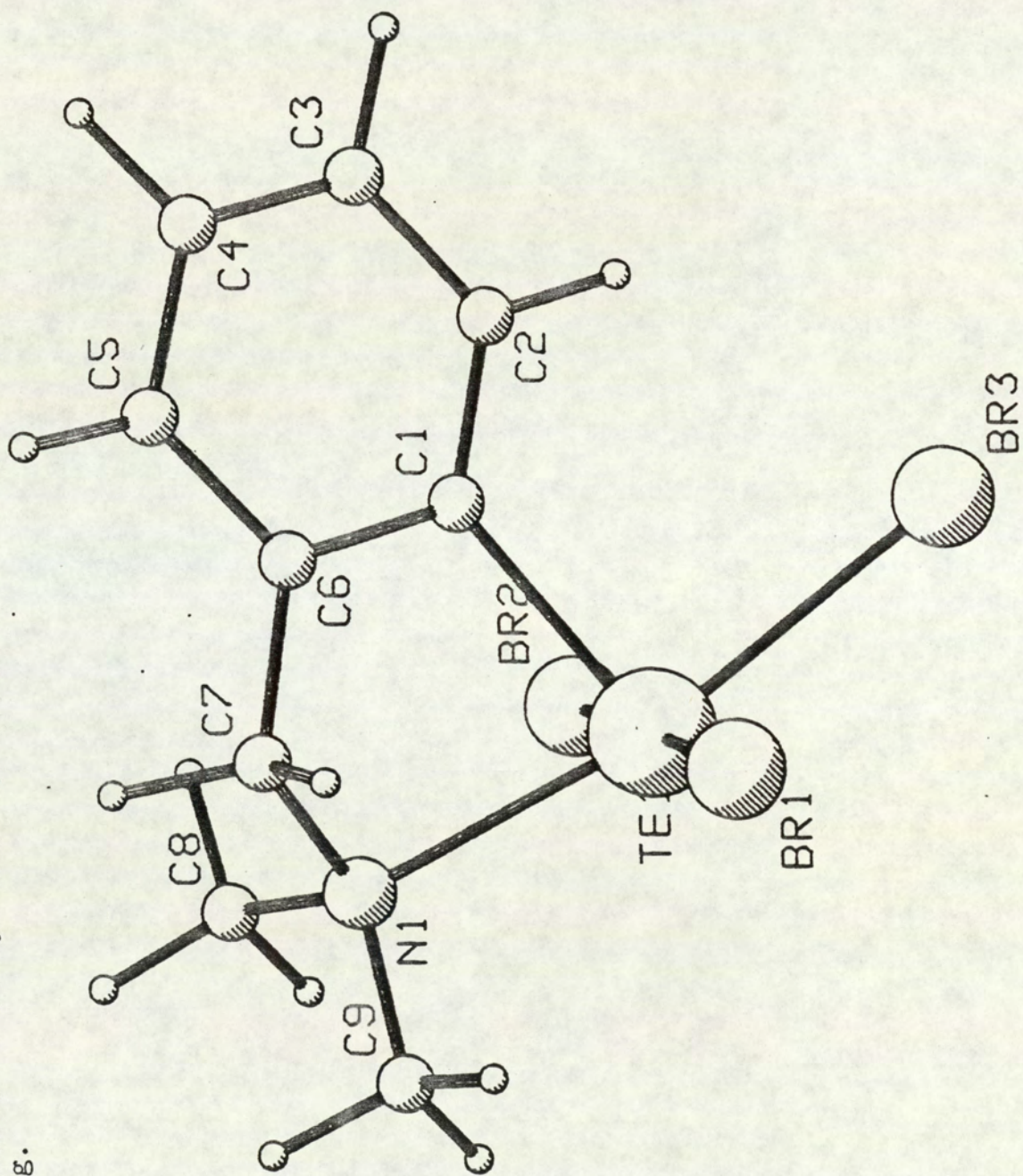
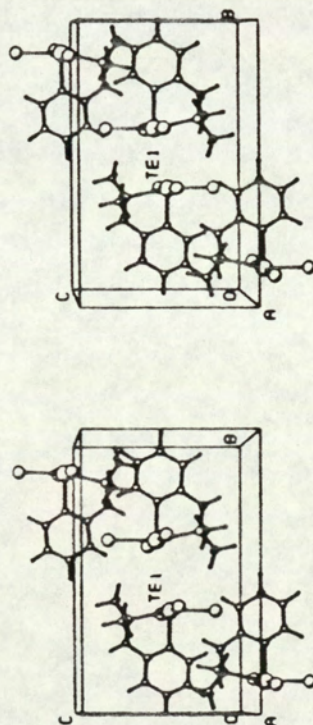


Figure 3.8. Stereoscopic packing diagram of (2-N,N-dimethylbenzylamine-C,N')tellurium(IV)tribromide



3.2.3 2-Dichloro(butyl)tellurobenzaldehyde, (5)

Unlike the other structures studied, 2-dichloro(butyl)-tellurobenzaldehyde contains a potentially electron donating oxygen atom rather than a nitrogen atom in one of its organic ligands. The examination of this structure, never-the-less afforded an opportunity to explore the preference of tellurium(IV) for forming inter- as opposed to intra-molecular secondary bonds in an R_2TeX_2 system. In addition, the study of 2-dichloro(butyl)tellurobenzaldehyde provided a chance to assess the effect of the environment around tellurium, on the anticipated tellurium-oxygen interaction.

Colourless needle-like crystals were supplied for analysis by K Y Abid of this department.

Crystal Data

$C_{11}H_{14}OCl_2Te$, Mr = 360.7, crystal size 0.58 x 0.28 x 0.03 mm (second crystal), monoclinic $P2_1/n$, a = 21.760(9) Å, b = 8.178(8) Å, c = 15.441(5) Å. $\beta = 92.76(3)^\circ$, U = 2744.6 Å³, Z = 8, $D_C = 1.746$ gcm⁻³, F(000) = 1392, $\lambda(Mo-K\alpha) = 0.71069$ Å, $\mu = 2.61$ mm⁻¹.

Total data measured 5587 reflections; significant data [$I > 2.5\sigma(I)$] 3099 reflections. Least squares refinement was terminated when all shifts were less than 0.01σ and R and R_w were 6.26% and 8.44% respectively; $w = 1/(\sigma^2(F) + 0.002F^2)$.

2-Dichloro(butyl)tellurobenzaldehyde appears to suffer severe decomposition when irradiated with X-rays, this necessitated the replacement of the original crystal during analysis, once the intensity standards had fallen to sixty per cent

of their initial value. Before Lorentz and polarisation factors were applied, scale factors were invoked to correct for crystal deterioration and to equalize the data collected from the two crystals used. Similar sensitivity of diorganyltellurium(IV) dichlorides to X-rays has been noted previously, during the studies of di-*cis*-2-chlorocyclohexyldichlorotellurium(IV) and *p*-tolyl-2-chlorocyclohexyldichlorotellurium(IV) (145,146).

Final atomic coordinates for 2-dichloro(butyl)tellurobenzaldehyde are given in table 3.13, with bond distances, bond angles and mean plane calculations given in tables 3.14 and 3.15 respectively. A view of the molecule and a stereoscopic packing diagram are shown in figures 3.9 and 3.10.

Within the asymmetric unit there are two discrete molecules which are approximately related by a non-crystallographic pseudo two fold screw axis. The geometries of the two distinct molecules are quite similar, therefore only molecule B is shown in figure 3.9. If the secondary interaction between tellurium and oxygen is considered to be significant, the basic coordination around the central tellurium atom in each molecule can best be described as essentially octahedral. In this representation of the coordination sphere around tellurium, the axial sites are occupied by the two chlorine atoms which are covalently bonded to the tellurium, and the equatorial plane consists of two carbon atoms covalently bound to tellurium, an oxygen atom which is linked to tellurium via secondary bonding⁽³⁹⁾ and the lone pair of electrons from tellurium. Some of the distortions of the coordination geometry from ideal octahedral

values (180° and 90°) can be explained in terms of valence shell electron pair repulsion theory, (VSEPR)^(77,78) whilst others are due to constraints arising from the five membered chelate ring. The Cl-Te-C angles are marginally less than 90° , which suggests that the Te-Cl bonds are directed slightly away from tellurium's lone pair of electrons, as might be anticipated from VSEPR theory^(77,78), giving a Cl-Te-Cl angle of $172.4(1)^\circ$ in both molecules.

Each molecule can be considered as practically planar (deviation from planarity ± 0.19 Å in molecule A and ± 0.21 Å in molecule B) apart from the apical chlorine atoms which are situated above and below the plane of the molecule. If consideration is given to the atoms which form the basal plane of the molecule, Te, C(1), O(1), C(8), it is apparent that this group of atoms is coplanar to within ± 0.05 Å in molecule A and ± 0.08 Å in molecule B. In each instance the apical chlorines Cl(1) and Cl(2) lie on either side of this plane at a distance of 2.45 and 2.54 Å in molecule A and 2.45 and 2.56 Å in molecule B respectively; (table 3.15). The angle between the mean planes of the aromatic ligand and the butyl chain is 8.3° in molecule A and 11.0° in molecule B.

The distance Te-C(1) [2.121(11), 2.125(11) Å] is in good agreement with the sum of the Pauling single bond covalent radii for tellurium (1.37 Å) and an sp^2 hybridised carbon atom (0.74 Å)⁽¹⁰⁸⁾, and with values in the crystal structures of a number of analogous compounds, diphenyltellurium dichloride ⁽⁸⁷⁾, dichloro-[(4)4-dimethyl-5-oxo-2,3,4,5-tetrahydro-2-furyl)methyl]- (4-methoxyphenyl)tellurium(IV)⁽¹⁴⁷⁾, bis(*p*-bromophenyl)

tellurium(IV) dichloride⁽⁸⁵⁾, range 2.094-2.136 Å. The Te-C(8) distance [2.124(12), 2.119(12) Å] is slightly shorter than the sum of the Pauling single bond covalent radii for tellurium and a sp³ hybridised carbon atom (2.142 Å)⁽¹⁰⁸⁾, never-the-less, this distance is comparable with values reported in a number of R₂TeX₂ structures which fall in the range 2.11-2.16 Å⁽¹⁴⁸⁻¹⁵⁰⁾.

The Te-O(1) distance (2.848(4), 2.830(4) Å) is much longer than the sum of the covalent radii (2.03 Å) ⁽¹⁰⁸⁾, but is significantly shorter than the sum of the van der Waals radii (3.60 Å)⁽¹⁰⁷⁾. This indicates that potentially, there is a significant secondary interaction existing between tellurium and oxygen. Similar long secondary Te...O contacts have been reported in a variety of tellurium(IV) compounds. For example, 2,6-diacetylpyridine(C,N,O)tellurium(IV) trichloride (Te...O 2.878 Å)⁽¹⁴⁰⁾, 10-acetyl- phenoxatellurine Nitrate. (Te...O 2.775(3) Å) ⁽¹⁵¹⁾ triphenyl-telluronium cyanate-chloroform(1/2). (Te...O 2.891(9), 3.005(9) Å)⁽¹⁵²⁾ and diphenyltellurium ditrifluoacetate (Te...O intermolecular 2.99-3.08 Å and intramolecular 3.0 - 3.14) ⁽¹⁵³⁾.

The Te-Cl distances (2.503(4) - 2.512 (4) Å) are in good agreement with the sum of the single bond covalent radii (Te_(axial)⁽⁴⁰⁾-Cl⁽¹⁰⁸⁾, 2.52 Å). These distances also fall within a range for Te_(axial)-Cl single covalent bonds found in the crystal structures of a number of other R₂TeCl₂ compounds (85-87,150,154). There is within the asymmetric unit, a weak secondary intermolecular interaction⁽³⁹⁾ between Te and Cl(1),

3.740(4), 3.775(4), which lies approximately *trans* to the Te-C(1). This feature of secondary Te...Cl intermolecular interactions occurs in a number of similar complexes (86,87,149). 2-Dichloro(butyl)tellurobenzaldehyde can therefore be considered as monomeric with a very weak secondary interaction between tellurium and a neighbouring chlorine. There are no other significant inter molecular distances within the unit cell, less than the sum of the van der Waals radii.

Table 3.13, Fractional atomic coordinates ($\times 10^5$ for tellurium and $\times 10^4$ all other non-hydrogen atoms) with e.s.d.'s in parentheses for 2-dichloro(butyl)tellurobenzaldehyde

	x	y	z
Te (1A)	16955 (3)	20227 (9)	4766 (6)
Cl (1A)	2408 (2)	2386 (4)	-734 (3)
Cl (2A)	989 (2)	2064 (6)	1708 (3)
O (1A)	789 (5)	794 (13)	-747 (9)
C (1A)	1161 (5)	3946 (13)	-92 (8)
C (2A)	1281 (6)	5536 (17)	173 (9)
C (3A)	933 (6)	6814 (16)	-180 (9)
C (4A)	465 (6)	6533 (19)	-792 (9)
C (5A)	355 (6)	4955 (17)	-1060 (9)
C (6A)	699 (6)	3660 (16)	-707 (8)
C (7A)	553 (7)	2024 (20)	-1009 (11)
C (8A)	2324 (5)	3461 (15)	1247 (9)
C (9A)	2827 (6)	2415 (18)	1679 (10)
C (10A)	3254 (6)	3451 (17)	2250 (8)
C (11A)	3796 (7)	2422 (21)	2626 (10)
Te (1B)	83608 (3)	64597 (9)	45051 (6)
Cl (1B)	7639 (2)	6789 (4)	5708 (3)
Cl (2B)	9092 (2)	6538 (5)	3295 (3)
O (1B)	9236 (5)	5149 (12)	5730 (8)
C (1B)	8897 (5)	8350 (14)	5108 (8)
C (2B)	8785 (6)	9972 (13)	4873 (8)
C (3B)	9130 (6)	11169 (15)	5258 (9)
C (4B)	9573 (6)	10863 (16)	5881 (8)
C (5B)	9674 (6)	9269 (18)	6151 (9)
C (6B)	9338 (5)	7998 (14)	5756 (9)
C (7B)	9477 (8)	6340 (17)	6040 (11)
C (8B)	7743 (5)	7933 (15)	3744 (9)
C (9B)	7222 (5)	6954 (14)	3323 (9)
C (10B)	6786 (5)	8004 (15)	2794 (8)
C (11B)	6247 (6)	7044 (18)	2379 (9)

Table 3.14, Bond lengths (Å) and bond angles (°) with e.s.d.'s in parentheses for 2-dichloro(butyl)tellurobenzaldehyde.

Te (1A) ---Cl (1A)	2.504 (4)	Te (1B) ---Cl (1B)	2.504 (4)
Te (1A) ---Cl (2A)	2.503 (4)	Te (1B) ---Cl (2B)	2.512 (4)
Te (1A) ...O (1A)	2.848 (4)	Te (1B) ...O (1B)	2.830 (4)
Te (1A) ---C (1A)	2.121 (11)	Te (1B) ---C (1B)	2.125 (11)
Te (1A) ---C (8A)	2.124 (12)	Te (1B) ---C (8B)	2.119 (12)
O (1A) ---C (7A)	1.192 (20)	O (1B) ---C (7B)	1.196 (18)
C (1A) ---C (2A)	1.384 (17)	C (1B) ---C (2B)	1.393 (15)
C (1A) ---C (6A)	1.369 (16)	C (1B) ---C (6B)	1.383 (16)
C (2A) ---C (3A)	1.387 (19)	C (2B) ---C (3B)	1.353 (17)
C (3A) ---C (4A)	1.374 (19)	C (3B) ---C (4B)	1.352 (18)
C (4A) ---C (5A)	1.373 (21)	C (4B) ---C (5B)	1.384 (20)
C (5A) ---C (6A)	1.393 (18)	C (5B) ---C (6B)	1.395 (18)
C (6A) ---C (7A)	1.447 (21)	C (6B) ---C (7B)	1.452 (18)
C (8A) ---C (9A)	1.519 (18)	C (8B) ---C (9B)	1.509 (17)
C (9A) ---C (10A)	1.509 (18)	C (9B) ---C (10B)	1.494 (17)
C (10A) ---C (11A)	1.541 (20)	C (10B) ---C (11B)	1.526 (18)

Cl (1A) -Te (1A) -Cl (2A)	172.4 (1)	Cl (1B) -Te (1B) -Cl (2B)	172.4 (1)
Cl (1A) -Te (1A) -C (1A)	87.1 (3)	Cl (1B) -Te (1B) -C (1B)	87.0 (3)
Cl (2A) -Te (1A) -C (1A)	87.7 (3)	Cl (2B) -Te (1B) -C (1B)	87.3 (3)
Cl (1A) -Te (1A) -C (8A)	87.0 (4)	Cl (1B) -Te (1B) -C (8B)	86.9 (4)
Cl (2A) -Te (1A) -C (8A)	88.2 (4)	Cl (2B) -Te (1B) -C (8B)	88.9 (4)
O (1A) -Te (1A) -C (1A)	68.8 (4)	O (1B) -Te (1B) -C (1B)	69.2 (4)
O (1A) -Te (1A) -C (8A)	166.8 (4)	O (1B) -Te (1B) -C (8B)	167.2 (4)
C (1A) -Te (1A) -C (8A)	98.4 (4)	C (1B) -Te (1B) -C (8B)	98.6 (4)
Te (1A) -C (1A) -C (2A)	118.8 (8)	Te (1B) -C (1B) -C (2B)	119.6 (8)
Te (1A) -C (1A) -C (6A)	122.0 (8)	Te (1B) -C (1B) -C (6B)	120.8 (8)
C (2A) -C (1A) -C (6A)	119.2 (11)	C (2B) -C (1B) -C (6B)	119.5 (10)
C (1A) -C (2A) -C (3A)	120.0 (12)	C (1B) -C (2B) -C (3B)	119.2 (11)
C (2A) -C (3A) -C (4A)	121.1 (13)	C (2B) -C (3B) -C (4B)	122.7 (12)
C (3A) -C (4A) -C (5A)	118.6 (13)	C (3B) -C (4B) -C (5B)	119.1 (12)
C (4A) -C (5A) -C (6A)	120.9 (12)	C (4B) -C (5B) -C (6B)	119.9 (11)
C (1A) -C (6A) -C (5A)	120.3 (12)	C (1B) -C (6B) -C (5B)	119.5 (11)
C (1A) -C (6A) -C (7A)	121.6 (12)	C (1B) -C (6B) -C (7B)	122.7 (11)
C (5A) -C (6A) -C (7A)	118.1 (12)	C (5B) -C (6B) -C (7B)	117.8 (12)
O (1A) -C (7A) -C (6A)	125.9 (14)	O (1B) -C (7B) -C (6B)	124.0 (14)
Te (1A) -C (8A) -C (9A)	111.4 (9)	Te (1B) -C (8B) -C (9B)	112.3 (8)
C (8A) -C (9A) -C (10A)	110.5 (11)	C (8B) -C (9B) -C (10B)	112.0 (10)
C (9A) -C (10A) -C (11A)	110.6 (12)	C (9B) -C (10B) -C (11B)	112.9 (10)

TABLE 3.15

Mean Plane Analysis for 2-Dichloro(butyl)tellurobenzaldehyde

Equatorial Plane Through Whole Molecule

Molecule A		Molecule B	
Perpendicular Distance to Plane		Perpendicular Distance to Plane	
0.14843	Te1	-0.19708	Te1
0.01306	O1	-0.01739	O1
0.04402	C1	-0.08872	C1
0.07355	C2	-0.10994	C2
0.02401	C3	-0.04596	C3
-0.04925	C4	0.07395	C4
-0.09714	C5	0.15649	C5
-0.04101	C6	0.06080	C6
-0.07526	C7	0.10347	C7
0.10045	C8	-0.16243	C8
0.00974	C9	-0.00971	C9
0.03184	C10	0.02574	C10
-0.18243	C11	0.21079	C11

Mean Dev=0.068475.

Mean Dev=0.097113

RMS Dev=0.084949.

RMS Dev=0.116733

Basal Plane of the Molecule.

Molecule A		Molecule B	
Perpendicular Distance to Plane		Perpendicular Distance to Plane	
0.04950	Te1	-0.05792	Te1
-0.02517	O1	0.02922	O1
0.00750	C1	-0.00825	C1
-0.03183	C8	-0.03694	C8

Mean Dev=0.028502.

Mean Dev=0.03308

RMS Dev=0.032225

RMS Dev=0.037555

Cl(1) and Cl(2) lie at the following distances perpendicular to this plane.

Cl(1) -2.45268 Cl(2) 2.54041

Cl(1) 2.44457 Cl(2)-2.55699

Torsion Angles (°)

Molecule A

C(1)-C(6)-C(7)-O(1) 2.9

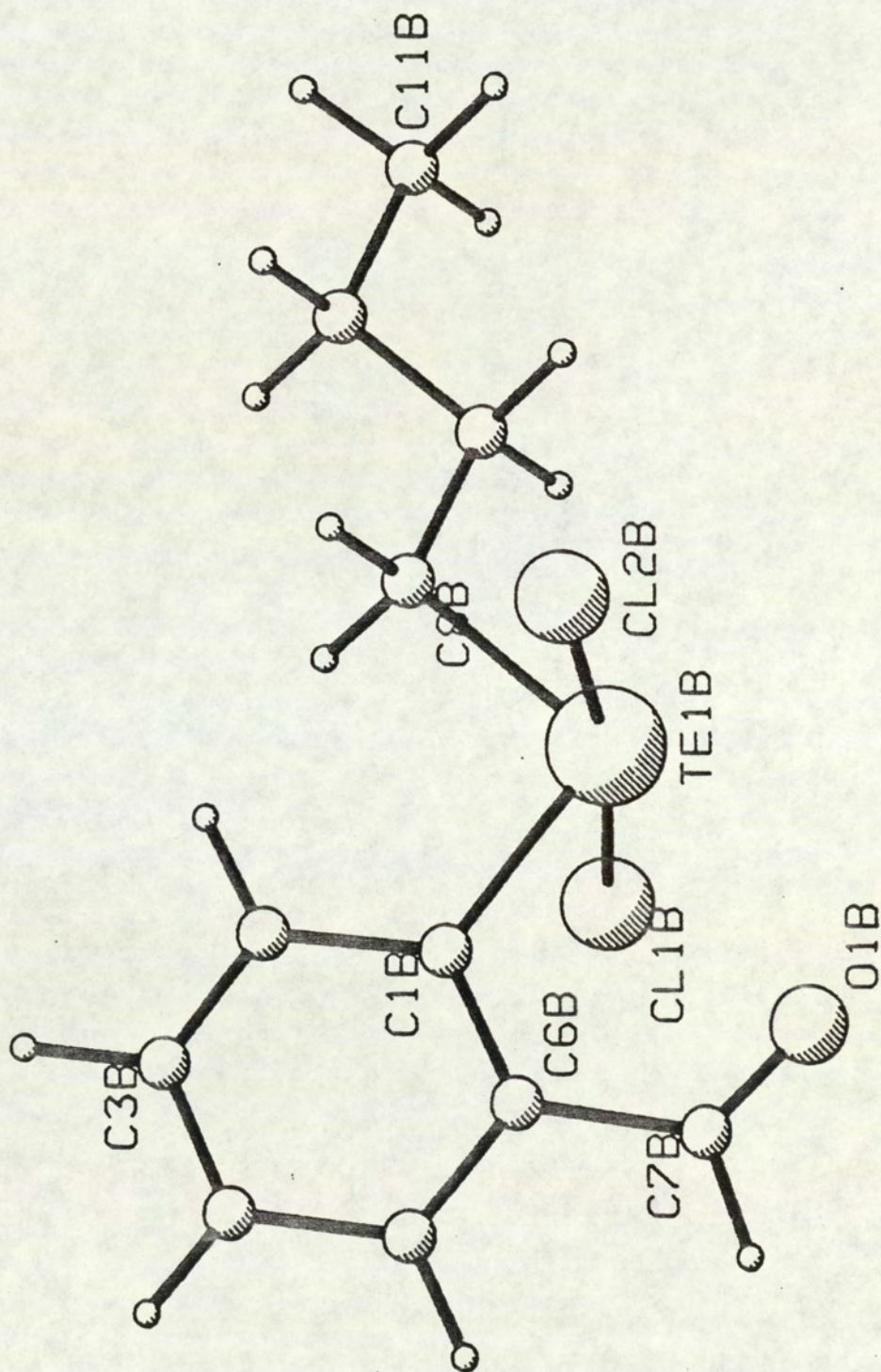
C(5)-C(6)-C(7)-O(1) -177.1

Molecule B

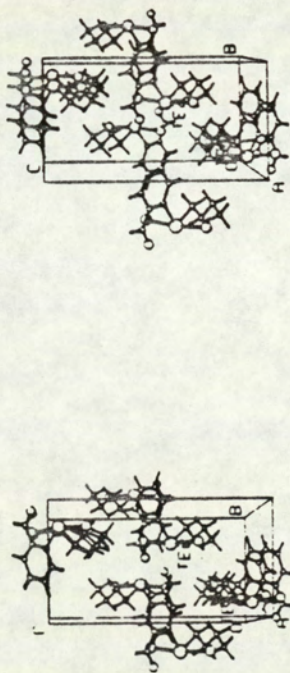
C(1)-C(6)-C(7)-O(1) 1.8

C(5)-C(6)-C(7)-O(1) -177.2

Figure 3.9. The structure of 2-dichloro(butyl)tellurobenzaldehyde showing the atom numbering.



Figure_3.10: Stereoscopic packing diagram of 2-dichloro(butyl)tellurobenzaldehyde.



3.2.4 2 Dichloro(butyl)telluro-N-dimethylbenzylammonium Chloride, (6)

A sample of colourless crystals were supplied for examination by Dr H B Singh of the Indian Institute of Technology in Bombay. It was believed at that time, that these were crystals of a diorganyltellurium(IV) dichloride with one of the organic ligands possessing an electron donating nitrogen. Based on this premise, the particular aim of this analysis was to examine the tellurium-nitrogen interaction in an R_2TeX_2 system. To observe how this interaction was effected, by the changing Lewis acidity of tellurium in this environment compared to that in an $RTeX_3$ system. It was additionally hoped that this supposed diorganyltellurium(IV) dichloride would provide an interesting comparison with 2-dichloro(butyl)tellurobenzaldehyde, analysed previously, where the donating atom was oxygen.

Single crystal X-ray analysis, revealed the colourless crystals to be a salt of the type $[R(R^+)TeCl_2]Cl^-$, rather than the anticipated and desired diorganyltellurium(IV) dichloride. This result was in turn confirmed by the elemental analysis (Found % C 36.3, H 5.18 N 3.43 Cl 25.1. Theoretical % C 36.7 H 5.21, N 3.29, Cl 24.3). The crystals supplied were in fact 2-dichloro(butyl)telluro-N-dimethylbenzylammonium chloride, which although not of direct relevance to the main theme of this study, still provided useful information on secondary bonding and on the arrangement of atoms around tellurium in a tellurium(IV) complex.

Crystal Data

$[\text{C}_{13}\text{H}_{22}\text{Cl}_2\text{N}\text{Te}]^+\text{Cl}^-$, Mr = 426.3, crystal size 0.08 x 0.13 x 0.47 mm, monoclinic $P2_1/n$, $a = 14.278(12)$ Å, $b = 8.349(5)$ Å, $c = 14.480(8)$ Å, $\beta = 93.59(5)$, $U = 1722.7$ Å³, $Z = 4$, $D_C = 1.644$ gcm⁻³, $F(000) = 840$, $\lambda(\text{Mo-K}\alpha) = 0.71069$ Å, $\mu = 2.23$ mm⁻¹. Unique data measured 3025 reflections; significant data [$I > 2.5\sigma(I)$] 2245 reflections.

With the exception of the hydrogen attached to the positively charged nitrogen atom, hydrogens were placed in calculated positions (C-H 1.08 Å), and allowed to "ride" on their respective carbon atoms in subsequent least-squares calculations. Least squares refinement was terminated when all shifts were less than 0.01σ and R and R_w were 2.88% and 3.60% respectively; $w = 1/(\sigma^2(F) + 0.00055F^2)$.

Final atomic coordinates for 2 dichloro(butyl)telluro-N-dimethyl benzylammonium chloride are given in table 3.16, with bond distances, bond angles, and mean plane calculations given in tables 3.17 and 3.18 respectively. A view of the molecule and a stereoscopic packing diagram are shown in figures 3.11 and 3.12.

The primary geometry about tellurium may be considered to be trigonal bipyramidal, with two chlorines covalently bound to the tellurium in the axial positions and two carbon atoms covalently bound to tellurium and the lone pair of electrons on tellurium occupying the equatorial positions. This representation

does not include the secondary interaction between tellurium and the chloride ion [Te...Cl⁻ 3.337(2) Å]. If this interaction is considered significant, then an alternative description of the geometry around tellurium is pseudo-octahedral. In this approximation C(1) lies approximately *trans* to the chloride ion [C(1)-Te...Cl(3)⁻ 173.3(2)°], and C(10) lies opposite the sterically active tellurium lone pair of electrons in the equatorial plane, with the two covalently bound chlorines occupying the axial sites. The latter description seems to be the more consistent of the two, with the bond angles of the structure given in table 3.17.

The axial Te-Cl distances 2.487(1) and 2.527(1) Å are in good agreement with the sum of the covalent radii for an axial Te-Cl bond [2.52 Å]^(40,108), and may be compared with a number of axial Te-Cl bonds, in analogous structures which fall in the range 2.45-2.57 Å (mean 2.51 Å)⁽¹⁵⁵⁻¹⁵⁷⁾. Within the asymmetric unit, there is a Te...Cl⁻ contact of 3.337(2) Å. This distance lies between tellurium bridging chlorine distances found in triphenyltellurium chloride [3.142(1)-3.234(1) Å]⁽¹⁵⁸⁾ and a secondary intermolecular contact indentified in dimethyl ammonium tetrachloro(*p*-phenoxyphenyl)tellurate [3.619 Å]⁽¹⁵⁹⁾, in addition this distance falls well within the sum of the van der Waals radii [3.81,⁽¹⁰⁷⁾ 4.00 Å⁽¹⁰⁸⁾].

The Te-C(1), distance at 2.134(4)Å is slightly longer than the sum of the Pauling single bond covalent radii for Te-C sp² [2.11 Å]⁽¹⁰⁸⁾, but is similar to values reported in other tellurium (IV) structural studies^(85,155,157). The Te-C(10) length at 2.154(4) Å is analogous to the theoretical value for the Pauling

single bond covalent radii for Te-Csp³, and falls within a range for Te-Csp³ bonds, defined by previously reported tellurium(IV) structures [Te-Csp³ 2.128-2.177 Å]⁽¹⁶⁰⁾. The phenyl ring of the N-dimethylbenzylammonium ligand is essentially planar (± 0.006) (table 3.18). The mean plane of this moiety is orientated at an angle of 83.7(2)^o to the mean plane of the butyl chain.

There is no secondary bonding between the protonated nitrogen and the central tellurium atom, as the protonated nitrogen is twisted away from the tellurium at a distance of 4.380(4) Å. The chloride ion, on the other hand, forms a hydrogen bond with the dimethyl benzylammonium group in the symmetry related molecule; [H...Cl⁻_(0.5+X, 0.5-Y, 0.5+Z) 2.327 Å]. This distance is akin, to that noted in diethylammonium tetrachloro (*p*-phenoxyphenyl)tellurate, where the shortest hydrogen bonding occurred between a diethylammonium group and a symmetry related chlorine. [H...Cl_(X,1+Y,Z) 2.368 Å]⁽¹⁵⁹⁾.

Table 3.16. Fractional atomic coordinates ($\times 10^5$ for tellurium and $\times 10^4$ for all other non-hydrogen atoms) with e.s.d.'s in parentheses for 2-Dichloro(butyl)telluro-N-dimethylbenzylammonium Chloride

	x	y	z
Te(1)	42016(2)	15017(4)	13165(2)
Cl(1)	4163(1)	-1414(2)	848(1)
Cl(2)	3995(1)	4363(2)	1734(1)
Cl(3)	6343(1)	1511(2)	2381(1)
N(1)	3222(2)	3237(5)	-1431(2)
C(1)	2773(3)	1567(5)	788(3)
C(2)	2064(3)	1469(7)	1408(3)
C(3)	1134(3)	1463(7)	1088(4)
C(4)	907(3)	1561(7)	150(4)
C(5)	1605(3)	1659(6)	-462(3)
C(6)	2547(3)	1681(5)	-158(3)
C(7)	3271(3)	1714(6)	-875(3)
C(8)	3803(4)	3103(8)	-2256(3)
C(9)	3506(4)	4658(7)	-861(4)
C(10)	3964(3)	625(7)	2681(3)
C(11)	3769(4)	1819(6)	3427(3)
C(12)	3655(4)	968(7)	4334(3)
C(13)	3380(4)	2074(9)	5097(4)

Table 3.17. Bond lengths (Å) and bond angles (°) with e.s.d.'s in parentheses for 2-Dichloro(butyl)telluro-N-dimethylbenzylammonium Chloride

Te(1) ---Cl(1)	2.527 (1)	C(2) ---C(3)	1.379 (6)
Te(1) ---Cl(2)	2.487 (1)	C(3) ---C(4)	1.381 (8)
Te(1) ---C(1)	2.134 (4)	C(4) ---C(5)	1.377 (7)
Te(1) ---C(10)	2.154 (4)	C(5) ---C(6)	1.389 (6)
N(1) ---C(7)	1.504 (6)	C(6) ---C(7)	1.511 (6)
N(1) ---C(8)	1.500 (6)	C(10) ---C(11)	1.508 (7)
N(1) ---C(9)	1.486 (6)	C(11) ---C(12)	1.509 (7)
C(1) ---C(2)	1.396 (6)	C(12) ---C(13)	1.511 (8)
C(1) ---C(6)	1.391 (6)	Te(1) ...Cl(3)	3.338 (3)
Cl(1) -Te(1) -Cl(2)	171.9 (1)	C(1) -C(2) -C(3)	120.4 (4)
Cl(1) -Te(1) -C(1)	85.6 (1)	C(2) -C(3) -C(4)	119.5 (4)
Cl(2) -Te(1) -C(1)	86.4 (1)	C(3) -C(4) -C(5)	120.2 (4)
Cl(1) -Te(1) -C(10)	85.2 (1)	C(4) -C(5) -C(6)	121.5 (4)
Cl(2) -Te(1) -C(10)	94.3 (1)	C(1) -C(6) -C(5)	118.1 (4)
C(1) -Te(1) -C(10)	97.8 (2)	C(1) -C(6) -C(7)	123.5 (4)
C(7) -N(1) -C(8)	110.6 (4)	C(5) -C(6) -C(7)	118.2 (4)
C(7) -N(1) -C(9)	112.1 (4)	N(1) -C(7) -C(6)	111.8 (4)
C(8) -N(1) -C(9)	111.0 (4)	Te(1) -C(10) -C(11)	118.6 (4)
Te(1) -C(1) -C(2)	118.9 (3)	C(10) -C(11) -C(12)	110.3 (4)
Te(1) -C(1) -C(6)	120.8 (3)	C(11) -C(12) -C(13)	113.3 (5)
C(2) -C(1) -C(6)	120.3 (4)	Cl(1) -Te(1) .Cl(3)	97.5 (1)
Cl(2) -Te(1) .Cl(3)	90.3 (1)	C(1) -Te(1) .Cl(3)	173.3 (2)
C(10) -Te(1) .Cl(3)	76.8 (1)		

TABLE 3.18

Mean Plane Analysis for
2-Dichloro(butyl)telluro-N-dimethylbenzylammonium Chloride

Phenyl Ring

Perpendicular Distance to Plane

-0.00661	C1
0.00342	C2
0.00044	C3
-0.00103	C4
-0.00221	C5
0.00599	C6

Mean Dev = 0.003284. RMS Dev = 0.004030

Butyl Chain

Perpendicular Distance to Plane

-0.02809	C10
0.02647	C11
0.03025	C12
-0.02864	C13

Mean Dev = 0.028361 RMS Dev = 0.028393

Figure 3.11. The structure of 2-dichloro(butyl)telluro-N-dimethylbenzylammonium chloride showing the atom numbering.

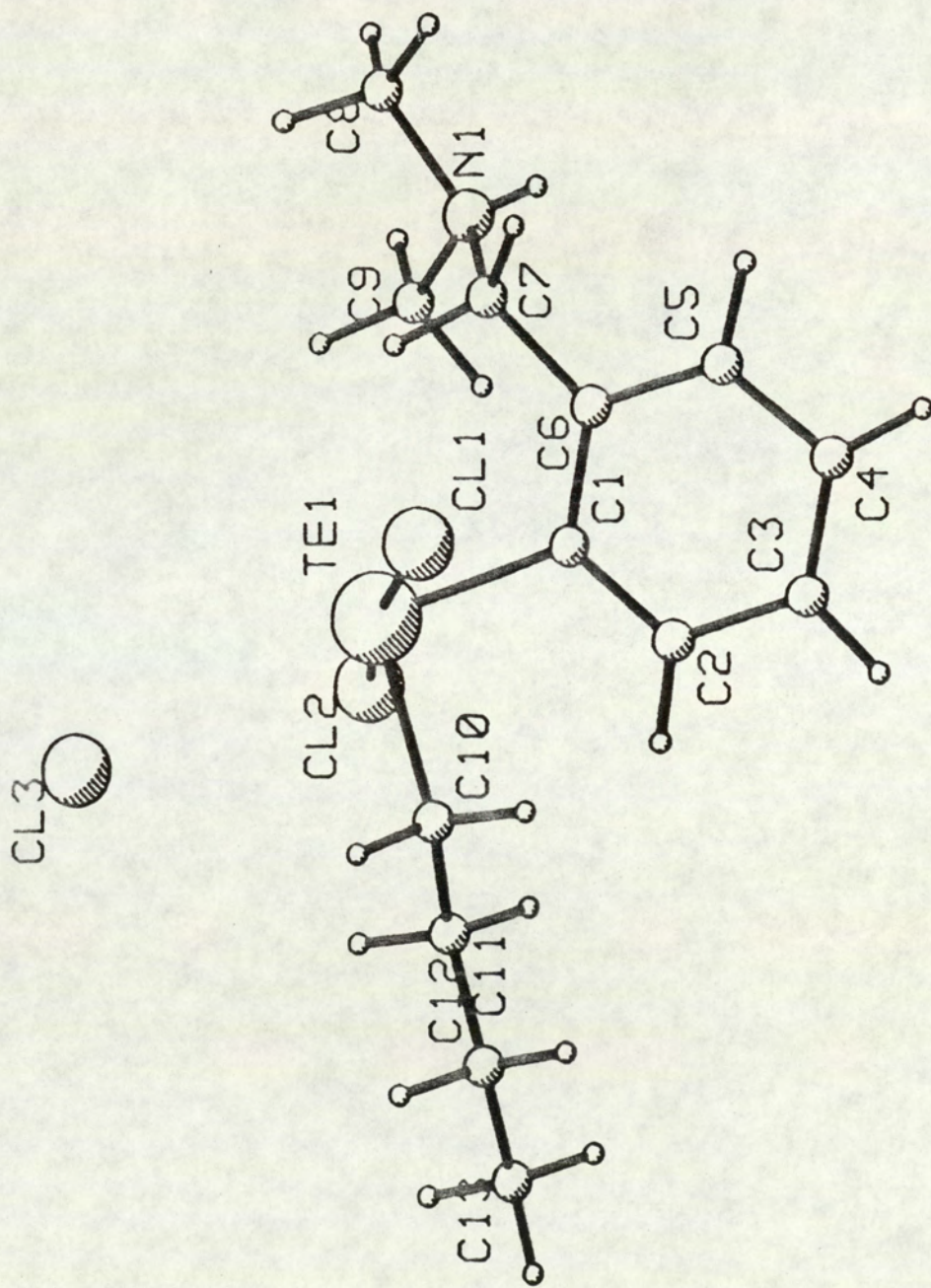
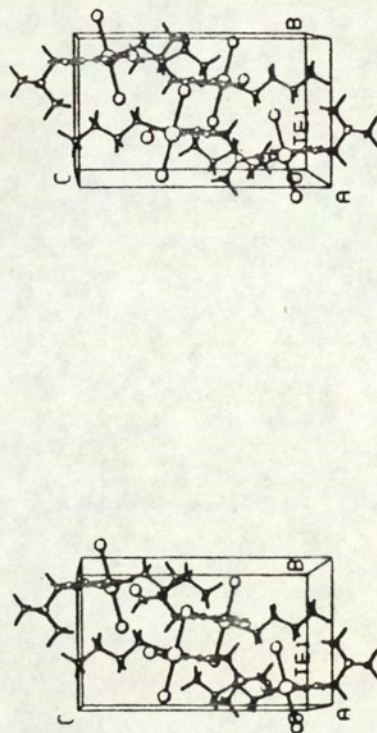


Figure 3.12. Stereoscopic packing diagram of 2-dichloro(butyl)telluro-N-dimethylbenzylammonium chloride



3.3 Tellurium (II) Structures

3.3.1 Dimethyldithiocarbamato[2-(2-pyridyl)phenyl] -tellurium(II), (7)

In the bulk of previous studies dealing with RTeX compounds, X has tended to be a halogen. In such instances the stability of the system has been due to complex formation brought about either by a reaction with a Lewis base or by intermolecular auto-complexation. The analysis of dimethyldithiocarbamato-[2-(2-pyridyl)phenyl]tellurium(II) provided an opportunity to study the effect of incorporating an electron donor in the organic group in an RTeX system. From the results of previous work, it was anticipated that this incorporation would stabilise the system by intramolecular autocomplex formation through a strong secondary tellurium nitrogen interaction. Broadening the underlying themes of this research of secondary tellurium nitrogen interactions and Lewis acidity of tellurium in varying environments into mono-organyl compounds of tellurium(II).

Bright yellow needle-like crystals were supplied by N Al-Salim of this department for analysis. The size of the crystal chosen for analysis was 0.60 x 0.25 x 0.08 mm.

Crystal Data

$C_{14}H_{14}N_2S_2Te$, Mr = 402.0, triclinic space group $P\bar{1}$, a = 8.809(3) Å, b = 9.032(5) Å, c = 10.727(4) Å, α = 83.06(4)°, β = 86.49(3)°, γ = 63.68(4)°, U = 759.4 Å³, Z = 2, D_c = 1.759 gcm⁻³,

$F(000) = 392$, $\lambda(\text{Mo-K}\alpha) = 0.71069 \text{ \AA}$, $\mu = 2.282 \text{ mm}^{-1}$. Unique data measured 2940 reflections, significant data [$I > 2.5\sigma(I)$] 2502 reflections.

With the exception of the ring hydrogens, which were located from a different synthesis, hydrogen atoms were placed in calculated positions (C-H 1.08 Å) and allowed to 'ride' on their respective carbon atoms in the subsequent least-squares refinements. Computer analysis was terminated when all shifts were less than 0.01σ and R and R_w were 4.17% and 6.36% respectively; $w = 1/(\sigma^2(F) + 0.0025F^2)$.

Final atomic coordinates for dimethyldithiocarbamato[2-(2-pyridyl)phenyl]tellurium(II) are presented in table 3.19, with bond distances, bond angles and mean plane calculations given in tables 3.20 and 3.21 respectively. A view of the molecule and a stereoscopic packing diagram are shown in figures 3.13 and 3.14.

In dimethyldithiocarbamato[2-(2-pyridyl)phenyl]tellurium(II) the basic molecular structure around tellurium can be considered as essentially ψ trigonal bipyramidal. In this interpretation of the coordination around tellurium, the pyridyl nitrogen and the dimethyldithiocarbamate sulphur [S(1)] occupy the axial positions in the coordination sphere and the phenyl carbon [C(1)] along with the tellurium two lone pairs of electrons define the equatorial plane. The position *trans* to the phenyl carbon [C(1)] is thus unoccupied and the basic structure of the

molecule can be envisaged as "T" shaped⁽⁴⁰⁾. Constraints imposed on the molecule by the five membered chelate ring [Te(1), C(1), C(8), C(7), N(1)], have distorted the coordination geometry away from ideal ψ trigonal bipyramidal values. This is particularly noticeable for the N(1)-Te(1)-C(1) angle which is constrained to a value of $74.4(2)^\circ$ as opposed to an ideal value of 90° .

Focussing on the individual bond lengths involving tellurium and on the planarity of the ligands to which tellurium is attached. The tellurium sp^2 hybridised carbon distance of $2.111(5) \text{ \AA}$ is in good agreement with the sum of the Pauling single bond covalent radii (2.11 \AA)^(40,108) and with a number of values in other similar Te(II) complexes^(62,63,104).

The tellurium nitrogen distance [$2.354(4) \text{ \AA}$] is greater than the combined values for an axial tellurium(II) nitrogen single covalent bond [2.23 \AA] ^(40,108). This distance is also longer than that reported for the same interaction in $\text{Te}(\text{C}_6\text{H}_4\text{N}_2\text{Ph})(\text{SCN})$ (2.243 \AA)⁽¹⁰⁵⁾ and $\text{Te}(\text{C}_6\text{H}_4\text{N}_2\text{Ph})\text{Cl}$ (2.230 \AA)⁽¹⁰²⁾, but is never-the-less analogous to that recorded for $\text{Te}(\text{C}_6\text{H}_4\text{N}_2\text{Ph})\text{dmdtc}$ (2.340 \AA)⁽¹⁰⁴⁾. Interestingly, where there is a strong interaction between tellurium and nitrogen as apparently is the case here, the 2-(2-pyridyl)phenyl ligand is held in an almost planar geometry. In this instance, the ligand is planar to within $\pm 0.06 \text{ \AA}$ with only a $4.4(2)^\circ$ angle between the mean planes of the pyridyl and phenyl rings. Situated 0.03 \AA from this plane is the tellurium atom, with the dimethyldithiocarbamate sulphur S(1) displaced by 0.30 \AA [table 3.21].

The Te-S(1) distance [$2.518(1) \text{ \AA}$] is comparable with the

theoretical value for an axial tellurium sulphur single covalent bond (2.58 Å) (40,108) and is similar to distances found in a range of other tellurium(II) complexes containing sulphur ligands (63,64,66,104).

There is a second tellurium sulphur contact within the molecule at a distance of 3.667(1) Å between tellurium and the second dimethyldithiocarbamate sulphur S(2). This distance, although within the sum of the van der Waals radii [4.05⁽¹⁰⁸⁾ or 3.91⁽¹⁰⁷⁾ Å] is twisted away from the fourth site to give a square planar geometry around tellurium, indicating that there is no significant interaction between the two atoms. In fact although the dimethyldithiocarbamate group is orientated at an angle of 72.7(6)° to the tellurium-organic ligand plane, the dimethyldithiocarbamate group is planar to within ±0.04Å.

Contrasting with this situation, the two sulphur atoms in dimethyldithiocarbamate(2-phenylazophenyl-C,N')tellurium(II) are essentially coplanar with the tellurium atom and the coordinating C and N atoms of the organic ligand, which results in a square planar geometry around tellurium. In this instance the Te-S(2) distance at 3.225(3) Å is considered to indicate a weak bond⁽¹⁰⁴⁾. Within the unit cell no unusually short intermolecular contracts occur.

Table 3.19. Fractional atomic coordinates ($\times 10^5$ for tellurium and $\times 10^4$ for all other non-hydrogen atoms) with e.s.d.'s in parentheses for dimethyldithiocarbamate-2-(2-pyridyl)phenyltellurium(II) .

	x	y	z
Te	105314 (3)	13542 (3)	33091 (3)
S (1)	9013 (2)	1518 (2)	1346 (1)
S (2)	5995 (2)	3887 (2)	2727 (1)
N (1)	12174 (5)	1562 (5)	4869 (4)
N (2)	5861 (5)	2549 (6)	713 (4)
C (1)	10496 (5)	3713 (5)	2887 (4)
C (2)	9645 (6)	4791 (6)	1842 (5)
C (3)	9632 (7)	6328 (7)	1632 (6)
C (4)	10470 (7)	6795 (6)	2417 (6)
C (5)	11331 (7)	5731 (6)	3463 (5)
C (6)	11368 (6)	4187 (5)	3690 (4)
C (7)	12295 (6)	2992 (6)	4743 (4)
C (8)	13305 (8)	3254 (7)	5579 (5)
C (9)	14156 (9)	2030 (10)	6489 (6)
C (10)	14017 (7)	540 (8)	6609 (5)
C (11)	13012 (7)	361 (7)	5768 (5)
C (12)	6811 (6)	2680 (5)	1556 (4)
C (13)	3998 (8)	3513 (9)	714 (6)
C (14)	6548 (9)	1467 (10)	-296 (6)

Table 3.20 Bond lengths (Å) and bond angles (°) with e.s.d.'s in parentheses for dimethyldithiocarbamate-2-(2-pyridyl)phenyltellurium(II)

Te	---	S(1)	2.518 (1)	C(1)	---	C(6)	1.406 (7)
Te	---	N(1)	2.354 (4)	C(2)	---	C(3)	1.375 (8)
Te	---	C(1)	2.111 (5)	C(3)	---	C(4)	1.367 (9)
S(1)	---	C(12)	1.764 (4)	C(4)	---	C(5)	1.398 (8)
S(2)	---	C(12)	1.676 (5)	C(5)	---	C(6)	1.373 (7)
N(1)	---	C(7)	1.332 (7)	C(6)	---	C(7)	1.464 (6)
N(1)	---	C(11)	1.333 (7)	C(7)	---	C(8)	1.410 (7)
N(2)	---	C(12)	1.319 (6)	C(8)	---	C(9)	1.353 (9)
N(2)	---	C(13)	1.478 (7)	C(9)	---	C(10)	1.395 (10)
N(2)	---	C(14)	1.464 (7)	C(10)	---	C(11)	1.372 (8)
C(1)	---	C(2)	1.400 (6)				
S(1)	-Te	-N(1)	167.6 (1)	C(3)	-C(4)	-C(5)	120.7 (5)
S(1)	-Te	-C(1)	95.0 (1)	C(4)	-C(5)	-C(6)	119.7 (5)
N(1)	-Te	-C(1)	74.4 (2)	C(1)	-C(6)	-C(5)	119.5 (5)
Te	-S(1)	-C(12)	109.6 (1)	C(1)	-C(6)	-C(7)	118.1 (4)
Te	-N(1)	-C(7)	113.8 (3)	C(5)	-C(6)	-C(7)	122.4 (5)
Te	-N(1)	-C(11)	125.2 (4)	N(1)	-C(7)	-C(6)	115.8 (4)
C(7)	-N(1)	-C(11)	120.9 (5)	N(1)	-C(7)	-C(8)	119.8 (5)
C(12)	-N(2)	-C(13)	121.8 (5)	C(6)	-C(7)	-C(8)	124.4 (5)
C(12)	-N(2)	-C(14)	123.4 (5)	C(7)	-C(8)	-C(9)	119.0 (5)
C(13)	-N(2)	-C(14)	114.8 (4)	C(8)	-C(9)	-C(10)	120.5 (5)
Te	-C(1)	-C(2)	122.0 (4)	C(9)	-C(10)	-C(11)	117.7 (5)
Te	-C(1)	-C(6)	118.0 (3)	N(1)	-C(11)	-C(10)	122.0 (5)
C(2)	-C(1)	-C(6)	120.1 (4)	S(1)	-C(12)	-S(2)	122.3 (3)
C(1)	-C(2)	-C(3)	119.3 (5)	S(1)	-C(12)	-N(2)	115.1 (4)
C(2)	-C(3)	-C(4)	120.7 (5)	S(2)	-C(12)	-N(2)	122.7 (4)

TABLE 3.21

Mean Plane Analysis for
Dimethyldithiocarbamate[2-(2-pyridyl)phenyl]tellurium(II)

2-(2-pyridyl)phenyl ligand.

Perpendicular Distance to Plane

0.05450	N1
-0.00073	C1
-0.05529	C2
-0.03706	C3
0.00459	C4
0.05445	C5
0.03273	C6
0.03616	C7
-0.01098	C8
-0.05557	C9
-0.03560	C10
0.01281	C11

Mean Dev=0.032538 RMS Dev=0.038085

The atoms Te(1) and S(1) lie perpendicular to this plane at 0.02553 and -0.29764 Ås respectively.

Phenyl Ring

Pyridyl Ring

Perp. Dist. to Plane

Perp. Dist. to Plane

0.00810	C1	0.00237	N1
-0.00578	C2	-0.00305	C7
0.00334	C3	0.00357	C8
-0.00321	C4	-0.00335	C9
0.00559	C5	0.00252	C10
-0.00804	C6	-0.00206	C11

Mean Dev=0.005679 RMS Dev=0.006007 Mean Dev=0.002821 RMS Dev=0.002873

Angle between the mean planes of the phenyl and pyridyl ring is 4.4(3)°.

Dithiocarbamate Ligand

Perpendicular Distance to Plane

-0.03220	S1
0.02279	S2
0.00573	N2
0.00932	C12
-0.03654	C13
0.03090	C14

Mean Dev = 0.022911 RMS Dev = 0.025708

The angle between the mean planes of the dimethyldithiocarbamate ligand and the 2-(2-pyridyl)phenyl ligand is 72.7(3)°.

Figure 3.13. The structure of dimethyldithiocarbamate-2-(2-pyridyl)phenyltellurium(II) showing the atom numbering.

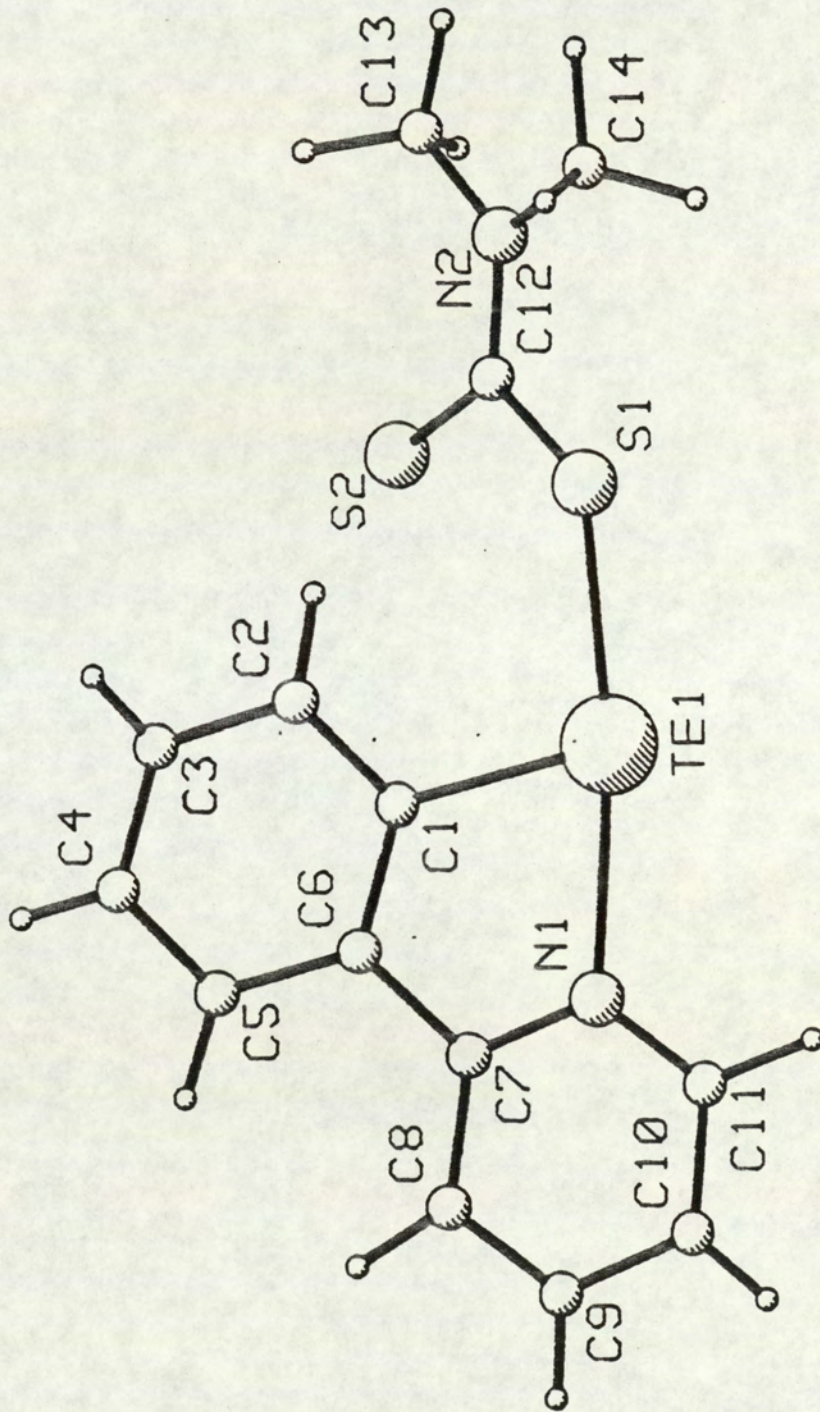
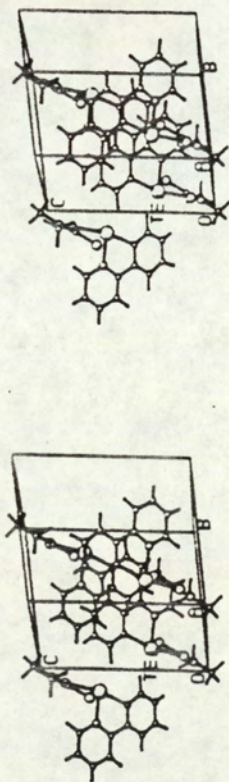


Figure 3.14. Stereoscopic packing diagram of dimethyldithiocarbamate-2-(2-pyridyl)phenyltellurium(II)



3.3.2 Dimethyldithiocarbamato[2-(2-quinolinyl)phenyl]tellurium(II), (8)

The analysis of dimethyldithiocarbamato[2-(2-quinolinyl)phenyl]tellurium(II) although of interest in its own right, was primarily undertaken as a follow up to the earlier structural study of dimethyldithiocarbamato[2-(2-pyridyl)phenyl]tellurium(II). In that analysis, a short Te-N interaction occurred between tellurium and an electron donating nitrogen contained within the pyridyl ring of the 2-(2-pyridyl)phenyl ligand. The study of dimethyldithiocarbamato[2-(2-quinolinyl)phenyl]tellurium(II) therefore facilitated a second chance to examine the effect of incorporating an electron donating nitrogen into the organic ligand of an RTeX compound, as well as providing an opportunity to examine the effect of the ligand type *trans* to the nitrogen on the supposed Te-N interaction.

Yellow/orange crystals were supplied for analysis by N Al-Salim of this department. The size of the single crystal picked for the structural study was 0.60 x 0.30 x 0.25 mm.

Elemental Analysis: Theoretical values (%age) C 47.8 H 3.57 N 6.20 S 14.20. Analytical Results (%age) C 48.07 H 3.59 N 6.15, S 14.70.

Crystal Data

$C_{18}H_{16}N_2S_2Te$, Mr = 452.1, triclinic space group $P\bar{1}$, a = 7.360(5) Å, b = 15.022(10) Å, c = 17.730(10) Å, α = 114.26(2)°, β = 94.12°, γ = 95.63(3)°, U = 1764.9 Å³, Z = 4, D_C = 1.701 gcm⁻³, F(000) = 888, $\lambda(Mo-K\alpha)$ = 0.71069 Å, μ = 1.97 mm⁻¹.

Total data measured 6400 reflections; significant data [$I > 2.5\sigma(I)$] 4969 reflections. Least squares refinement was ceased when all shifts were less than 0.1σ and the refinements had converged to $R = 0.0336$ and $R_w = 0.0485$, using a weighting scheme of $w = 1/[\sigma^2(F) + 0.0006F^2]$.

Final atomic coordinates for dimethyldithiocarbamate-[2-(2-quinolinyl)phenyl]tellurium(II) are given in table 3.22, with bond distances, bond angles and mean plane calculations given in tables 3.23 and 3.24 respectively. A view of the molecule and a stereoscopic packing diagram are shown in figures 3.15 and 3.16.

Within the asymmetric unit are two crystallographically independent molecules, which have an essentially ψ trigonal bipyramidal arrangement of atoms around tellurium. (The geometries of the two distinct molecules are quite similar, therefore only molecule A is shown in Figure 3.15). In each molecule the coordination sphere around tellurium is outlined by the pyridyl nitrogen and the dimethyldithiocarbamate sulphur S(1), which occupy the axial positions and by the 2-(2-quinolinyl)phenyl carbon C(1) and the two lone pairs of electrons on tellurium which define the equatorial plane. In this representation of the environment around tellurium, the position *trans* to the bonded phenyl carbon is unoccupied and the compound can be regarded as almost "T-shaped"⁽⁴⁰⁾. An alternative view of the arrangement of atoms around tellurium, may be gained by including the second dimethyldithiocarbamate sulphur, S(2) into the coordination sphere. This approach by S(2) to tellurium [Te(1)...S(2) 3.222(1) and 3.230(1) Å] bisects the angle between the two tellurium lone

pairs of electrons and if considered to be significant results in an environment about tellurium which could be judged to be a manifestation of the tendency for Te^{II} to achieve a square planar geometry.

Assuming the geometry around tellurium to be primarily ψ trigonal bipyramidal, then the distortion of the structure away from ideal values can be explained in terms of the constraints imposed on the system by the five membered chelate ring [Te-N(1)-C(7)-C(6)-C(1)]. These constraints particularly affect the angle N(1)-Te-C(1), which is reduced to an angle of $74.5(1)^\circ$ in molecule A and to an angle of $74.0(1)^\circ$ in molecule B. This phenomenon is common to both this structure and to the 2-(2-pyridyl)phenyl structures which contain an identical five membered chelate ring system. The 2-(2-quinoliny)phenyl ligand is planar to within $\pm 0.15 \text{ \AA}$ in molecule A and to within $\pm 0.10 \text{ \AA}$ in molecule B, with a twist of $8.3(3)^\circ$, $5.3(2)^\circ$ between the mean planes of the quinoliny and phenyl rings. In the molecule, the tellurium atom is displaced from the 2-(2-quinoliny)phenyl plane by 0.33 \AA in molecule A and by 0.38 \AA in molecule B, with the sulphur atoms S(1) and S(2) respectively removed by 0.94 \AA and 0.78 \AA and by 0.80 \AA and 1.07 \AA in molecules A and B. The dimethyldithiocarbamate group is essentially planar in both molecules and is orientated at an angle of $12.0(4)^\circ$, $3.9(2)^\circ$ to the chelate ring plane in molecules A and B respectively.

The Te-S(1) bond length ($2.569(1) \text{ \AA}$, $2.543(1) \text{ \AA}$) lies within the range of values reported for analogous tellurium(II) complexes containing sulphur ligands, for example,

$\text{Te}(\text{C}_6\text{H}_4\text{N}_2\text{Ph})(\text{dmdtc})^{(104)}$, $\text{Te}(\text{Et}_2\text{NCS}_2)_2^{(72)}$ and $[\text{TePh}(\text{etu})\text{Br}]^{(64)}$, range 2.52-2.57 Å and is in good agreement with the sum of the sulphur and axial tellurium single bond covalent radii (2.58 Å)^(40,108). The Te-S(2) distance (3.222(1) Å, 3.230(1) Å) is far greater than the sum of the Pauling single bond covalent radii for the two atoms (108). This distance does however fall within the sum of the van der Waals radii (4.05 Å)⁽¹⁰⁸⁾ or (3.86 Å)⁽¹⁰⁷⁾ for the two atoms, which would tend to suggest that there is a weak secondary interaction taking place. This type of secondary interaction has been noted previously in $\text{Te}(\text{C}_6\text{H}_4\text{N}_2\text{Ph})(\text{dmdtc})$, where the contact distance between tellurium and sulphur was 3.225 Å⁽¹⁰⁴⁾. In each molecule of dimethyldithiocarbamato-[2-(2-quinolinyl)]phenyltellurium(II), the two sulphur atoms are essentially coplanar with the tellurium atom and the coordinating carbon and nitrogen atoms of the organic ligand. This feature is akin to that found in dimethyldithiocarbamato-(2-phenylazophenyl-C,N') tellurium(II). Interestingly, however, these last two structural features are in contrast to that found in dimethyldithiocarbamato[2-(2-pyridyl)phenyl]tellurium(II), where the dimethyldithiocarbamate group is orientated at an angle of 72.7(3)° to the tellurium-organic ligand plane and the Te...S(2) distance at 3.667(1) Å was considered not to be a significant interaction.

The distance Te-C(1), (2.124(5), 2.135(4) Å) is in good agreement with the sum of the Pauling single bond covalent radii⁽¹⁰⁸⁾ and with values found in other tellurium(II) complexes

containing sulphur ligands (63,64,67,104), which lie in the range 2.101-2.124 Å.

The Te-N interaction (2.365(4) Å, 2.385(4) Å) exceeds the sum of the atoms single covalent bond radii and is also longer than the distances reported for the same interaction in $\text{Te}(\text{C}_6\text{H}_4\text{N}_2\text{Ph})(\text{SCN})$ (2.243 Å)⁽¹⁰⁵⁾ and $\text{Te}(\text{C}_6\text{H}_4\text{N}_2\text{Ph})\text{Cl}$ (2.230 Å)⁽¹⁰²⁾. This length is however similar to the values recorded for both $\text{Te}(\text{C}_6\text{H}_4\text{N}_2\text{Ph})(\text{dmdtc})$ (2.340 Å)⁽¹⁰⁴⁾ and $\text{Te}(\text{C}_5\text{H}_4\text{NPh})(\text{dmdtc})$ (2.354 Å), studied here. The planarity of the organic ligand which is commented on above, appears to be due to the Te-N interaction holding the ligand in a rigid geometry so as to prevent the rings of the ligand from twisting about the C(6)-C(7) bond. This aspect of the structure mimics the situation identified in the tellurium 2-(2-pyridyl)phenyl structures when there is a strong secondary interaction between tellurium and nitrogen. There are no other unusually short interactions within the unit cell.

Table 3.22. Fractional atomic coordinates ($\times 10^5$ for tellurium and $\times 10^4$ for all other non-hydrogen atoms) with e.s.d.'s in parentheses for dimethyldithiocarbamate-2-(2-quinolinyl)phenyltellurium(II).

	x	y	z
Te(1A)	29856(3)	73451(2)	222(2)
S(1A)	3022(2)	9211(1)	507(1)
S(2A)	2202(2)	8190(1)	-1354(1)
N(1A)	2858(4)	5744(2)	-24(2)
N(2A)	2200(5)	10102(2)	-448(2)
C(1A)	3740(5)	7560(3)	1271(3)
C(2A)	4352(6)	8476(3)	1926(3)
C(3A)	4865(7)	8556(4)	2721(3)
C(4A)	4735(7)	7730(5)	2884(3)
C(5A)	4125(7)	6813(4)	2245(3)
C(6A)	3641(5)	6713(3)	1428(3)
C(7A)	3074(5)	5747(3)	729(3)
C(8A)	2732(7)	4844(4)	813(3)
C(9A)	2150(6)	4003(4)	145(3)
C(10A)	1897(5)	3977(3)	-667(3)
C(11A)	2302(5)	4891(3)	-722(3)
C(12A)	2151(7)	4898(3)	-1517(3)
C(13A)	1547(8)	4042(3)	-2222(3)
C(14A)	1078(7)	3164(4)	-2162(4)
C(15A)	1273(7)	3123(3)	-1407(4)
C(16A)	2452(5)	9221(3)	-465(3)
C(17A)	1825(7)	10215(4)	-1225(3)
C(18A)	2392(6)	11002(3)	319(3)

Table Continued. Molecule B

Te (1B)	28215 (3)	72503 (2)	50311 (2)
S (1B)	1843 (2)	8876 (1)	5985 (1)
S (2B)	-882 (2)	7902 (1)	4443 (1)
N (1B)	4565 (5)	5930 (3)	4422 (2)
N (2B)	-1156 (5)	9572 (2)	5738 (2)
C (1B)	5187 (6)	7549 (3)	5913 (3)
C (2B)	5444 (7)	8327 (4)	6694 (3)
C (3B)	7043 (8)	8525 (4)	7220 (4)
C (4B)	8395 (9)	7945 (5)	6965 (4)
C (5B)	8182 (7)	7156 (4)	6200 (4)
C (6B)	6532 (6)	6940 (4)	5663 (3)
C (7B)	6204 (6)	6086 (3)	4845 (3)
C (8B)	7529 (8)	5427 (4)	4501 (4)
C (9B)	7076 (9)	4660 (5)	3775 (5)
C (10B)	5288 (8)	4466 (4)	3294 (4)
C (11B)	4050 (7)	5142 (3)	3662 (3)
C (12B)	2274 (7)	4985 (3)	3233 (3)
C (13B)	1722 (9)	4191 (3)	2487 (3)
C (14B)	2986 (11)	3525 (4)	2135 (4)
C (15B)	4709 (10)	3665 (4)	2523 (4)
C (16B)	-199 (6)	8824 (3)	5387 (3)
C (17B)	-2876 (7)	9632 (4)	5307 (4)
C (18B)	-576 (7)	10369 (3)	6577 (3)

Table 3.23 Bond lengths (Å) and bond angles (°) with e.s.d.'s in parentheses for dimethyldithiocarbamate-2-(2-quinolinyl)phenyl-tellurium(II)

Te(1A)---S(1A)	2.569 (1)	Te(1B)---S(1B)	2.543 (1)
Te(1A)...S(2A)	3.222 (1)	Te(1B)...S(2B)	3.230 (1)
Te(1A)---N(1A)	2.365 (4)	Te(1B)---N(1B)	2.385 (4)
Te(1A)---C(1A)	2.124 (5)	Te(1B)---C(1B)	2.135 (4)
S(1A) ---C(16A)	1.751 (5)	S(1B) ---C(16B)	1.752 (5)
S(2A) ---C(16A)	1.677 (4)	S(2B) ---C(16B)	1.676 (4)
N(1A) ---C(7A)	1.331 (7)	N(1B) ---C(7B)	1.320 (6)
N(1A) ---C(11A)	1.365 (4)	N(1B) ---C(11B)	1.373 (5)
N(2A) ---C(16A)	1.343 (6)	N(2B) ---C(16B)	1.338 (5)
N(2A) ---C(17A)	1.465 (8)	N(2B) ---C(17B)	1.461 (7)
N(2A) ---C(18A)	1.456 (5)	N(2B) ---C(18B)	1.473 (5)
C(1A) ---C(2A)	1.390 (5)	C(1B) ---C(2B)	1.381 (6)
C(1A) ---C(6A)	1.407 (8)	C(1B) ---C(6B)	1.386 (6)
C(2A) ---C(3A)	1.385 (8)	C(2B) ---C(3B)	1.375 (8)
C(3A) ---C(4A)	1.381 (10)	C(3B) ---C(4B)	1.366 (9)
C(4A) ---C(5A)	1.381 (7)	C(4B) ---C(5B)	1.371 (7)
C(5A) ---C(6A)	1.409 (8)	C(5B) ---C(6B)	1.411 (7)
C(6A) ---C(7A)	1.465 (5)	C(6B) ---C(7B)	1.472 (6)
C(7A) ---C(8A)	1.424 (8)	C(7B) ---C(8B)	1.443 (8)
C(8A) ---C(9A)	1.331 (6)	C(8B) ---C(9B)	1.320 (8)
C(9A) ---C(10A)	1.421 (9)	C(9B) ---C(10B)	1.449 (9)
C(10A)---C(11A)	1.420 (7)	C(10B)---C(11B)	1.418 (7)
C(10A)---C(15A)	1.412 (6)	C(10B)---C(15B)	1.402 (7)
C(11A)---C(12A)	1.410 (8)	C(11B)---C(12B)	1.411 (7)
C(12A)---C(13A)	1.379 (6)	C(12B)---C(13B)	1.367 (6)
C(13A)---C(14A)	1.378 (8)	C(13B)---C(14B)	1.417 (9)
C(14A)---C(15A)	1.363 (10)	C(14B)---C(15B)	1.352 (10)

S (1A) -Te (1A) -N (1A)	163.7 (1)	S (1B) -Te (1B) -N (1B)	162.8 (1)
S (1A) -Te (1A) -C (1A)	90.3 (1)	S (1B) -Te (1B) -C (1B)	89.0 (1)
N (1A) -Te (1A) -C (1A)	74.5 (1)	N (1B) -Te (1B) -C (1B)	74.0 (1)
Te (1A) -S (1A) -C (16A)	98.6 (1)	Te (1B) -S (1B) -C (16B)	99.1 (1)
Te (1A) -N (1A) -C (7A)	113.1 (2)	Te (1B) -N (1B) -C (7B)	112.7 (3)
Te (1A) -N (1A) -C (11A)	124.7 (3)	Te (1B) -N (1B) -C (11B)	124.7 (3)
C (7A) -N (1A) -C (11A)	121.3 (4)	C (7B) -N (1B) -C (11B)	122.1 (4)
C (16A) -N (2A) -C (17A)	120.6 (3)	C (16B) -N (2B) -C (17B)	121.2 (3)
C (16A) -N (2A) -C (18A)	123.2 (4)	C (16B) -N (2B) -C (18B)	122.8 (4)
C (17A) -N (2A) -C (18A)	116.0 (4)	C (17B) -N (2B) -C (18B)	116.0 (4)
Te (1A) -C (1A) -C (2A)	124.1 (4)	Te (1B) -C (1B) -C (2B)	123.1 (4)
Te (1A) -C (1A) -C (6A)	117.0 (3)	Te (1B) -C (1B) -C (6B)	117.1 (3)
C (2A) -C (1A) -C (6A)	118.9 (5)	C (2B) -C (1B) -C (6B)	119.8 (4)
C (1A) -C (2A) -C (3A)	120.8 (5)	C (1B) -C (2B) -C (3B)	120.9 (5)
C (2A) -C (3A) -C (4A)	120.6 (4)	C (2B) -C (3B) -C (4B)	119.4 (5)
C (3A) -C (4A) -C (5A)	119.7 (6)	C (3B) -C (4B) -C (5B)	121.5 (5)
C (4A) -C (5A) -C (6A)	120.5 (6)	C (4B) -C (5B) -C (6B)	119.3 (5)
C (1A) -C (6A) -C (5A)	119.4 (4)	C (1B) -C (6B) -C (5B)	119.0 (4)
C (1A) -C (6A) -C (7A)	118.7 (5)	C (1B) -C (6B) -C (7B)	119.3 (4)
C (5A) -C (6A) -C (7A)	121.9 (5)	C (5B) -C (6B) -C (7B)	121.7 (4)
N (1A) -C (7A) -C (6A)	115.9 (5)	N (1B) -C (7B) -C (6B)	115.9 (4)
N (1A) -C (7A) -C (8A)	119.7 (4)	N (1B) -C (7B) -C (8B)	119.8 (4)
C (6A) -C (7A) -C (8A)	124.4 (5)	C (6B) -C (7B) -C (8B)	124.3 (4)
C (7A) -C (8A) -C (9A)	120.2 (6)	C (7B) -C (8B) -C (9B)	119.6 (5)
C (8A) -C (9A) -C (10A)	121.3 (6)	C (8B) -C (9B) -C (10B)	122.0 (6)
C (9A) -C (10A) -C (11A)	116.3 (4)	C (9B) -C (10B) -C (11B)	115.8 (4)
C (9A) -C (10A) -C (15A)	125.1 (5)	C (9B) -C (10B) -C (15B)	125.1 (6)
C (11A) -C (10A) -C (15A)	118.5 (5)	C (11B) -C (10B) -C (15B)	119.1 (5)
N (1A) -C (11A) -C (10A)	121.0 (5)	N (1B) -C (11B) -C (10B)	120.7 (4)
N (1A) -C (11A) -C (12A)	120.4 (4)	N (1B) -C (11B) -C (12B)	120.8 (4)
C (10A) -C (11A) -C (12A)	118.6 (4)	C (10B) -C (11B) -C (12B)	118.5 (4)

C(11A)-C(12A)-C(13A)	120.6 (5)	C(11B)-C(12B)-C(13B)	121.6 (5)
C(12A)-C(13A)-C(14A)	120.6 (6)	C(12B)-C(13B)-C(14B)	118.7 (6)
C(13A)-C(14A)-C(15A)	120.4 (4)	C(13B)-C(14B)-C(15B)	121.2 (5)
C(10A)-C(15A)-C(14A)	121.3 (5)	C(10B)-C(15B)-C(14B)	120.8 (6)
S(1A) -C(16A)-S(2A)	121.8 (3)	S(1B) -C(16B)-S(2B)	121.9 (3)
S(1A) -C(16A)-N(2A)	115.6 (3)	S(1B) -C(16B)-N(2B)	115.2 (3)
S(2A) -C(16A)-N(2A)	122.6 (4)	S(2B) -C(16B)-N(2B)	122.9 (3)

TABLE 3.24

**Mean Plane Analysis for
Dimethyldithiocarbamato[2-(2-quinolinylphenyl)]tellurium](II)**

Molecule A		Molecule B	
2-(2-Quinolinyl)phenyl Ring		2-(2-Quinolinyl)phenyl Ring	
Perpendicular Distance to Plane		Perpendicular Distance to Plane	
-0.02624	N1	-0.05199	N1
0.15139	C1	-0.09731	C1
0.11905	C2	-0.02035	C2
-0.03644	C3	0.07945	C3
-0.12769	C4	0.09880	C4
-0.09424	C5	0.04476	C5
0.02902	C6	-0.03457	C6
0.00355	C7	-0.05386	C7
0.02486	C8	-0.05635	C8
0.05263	C9	-0.02383	C9
0.02892	C10	-0.01972	C10
-0.02837	C11	-0.02616	C11
-0.11271	C12	0.00198	C12
-0.08247	C13	0.06345	C13
0.03271	C14	0.07403	C14
0.06603	C15	0.02168	C15
Mean Dev=0.063519		MeanDev=0.048019	
RMS Dev=0.077101		RMS Dev=0.055654	

The following atoms lie perpendicular to this plane at a distance of

0.33259	Te1	-0.37857	Te1
0.93941	S1	-0.78211	S1
0.79521	S2	-1.07250	S2

Angle between the Mean Planes of the Phenyl and Quinolinyl rings, 8.3(3)^o for Molecule A and 5.3(2)^o for Molecule B.

Dimethyldithiocarbamate Group

Perpendicular Distance to Plane

-0.02528	S1
0.01960	S2
0.02248	N2
-0.00121	C16
-0.03496	C17
0.01936	C18

Mean Dev=0.020482

RMS Dev=0.022830

Perpendicular Distance to Plane

-0.01185	S1
0.01257	S2
-0.00591	N2
0.00051	C16
-0.01233	C17
0.01701	C18

Mean Dev=0.010030

RMS Dev=0.011366

Angle between the Mean Planes of the 2-(2-quinolinyl)phenyl ring and the dimethyl -dithiocarbamate group is 17.9(3)^o in Molecule A and 10.0(2)^o in Molecule B.

Figure 3.15 The structure of dimethyldithiocarbamate-2-(2-quinolinyl)phenyltellurium(II) showing the atom numbering.

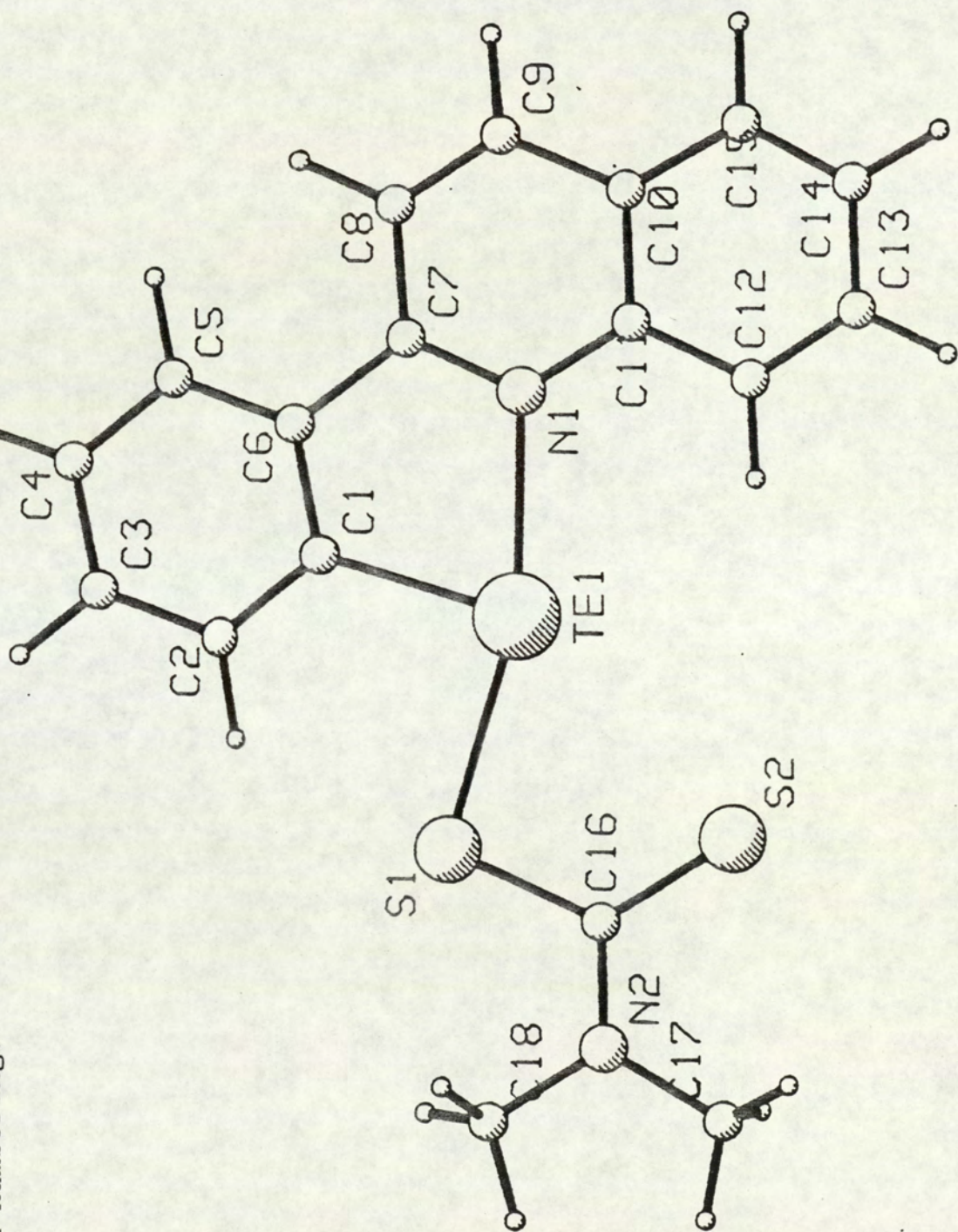
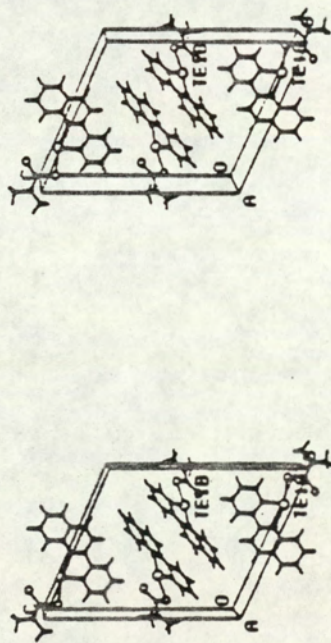


Figure 3.16. Stereoscopic packing diagram of dimethyldithiocarbamate-2-(2-quinolinyl)phenyltellurium(II)



3.3.3 *p*-Ethoxyphenyl[2-(2-pyridyl)phenyl]telluride, (9)

At first glance, the crystallographic study of *p*-Ethoxyphenyl [2-(2-pyridyl)phenyl]telluride may appear an unusual compound to include in an investigation examining the Lewis acidity of tellurium. This is because generally, diorganyltellurides show quite strong Lewis base behaviour. However, tempting as it may be to dismiss diorganyltellurides from this work, it is too sweeping to suggest that no Lewis acid behaviour has been observed⁽⁴⁰⁾. The study of *p*-ethoxyphenyl[2-(2-pyridyl)phenyl]-telluride provided an opportunity of examining an R₂Te system, with an electron donating nitrogen contained within the pyridyl ring of the 2-(2-pyridyl)phenyl ligand. Interest in this study naturally centred on how the supposed Te-N interaction would be effected by the low Lewis acidity of tellurium and the anticipated fact that the interaction would lie *trans* to a Te-C bond.

Pale yellow crystals of *p*-ethoxyphenyl[2-(2-pyridyl)phenyl]-telluride were furnished for analysis by N. Al-Salim of this department. The dimensions of the needle like crystal selected for X-ray analysis were 0.55 x 0.25 x 0.125 mm.

Crystal Data

C₁₉H₁₇NOTe, Mr = 402.9 monoclinic space group P2₁/C, a = 13.422(2) Å, b = 16.469(3) Å, c = 7.711(3) Å, β = 91.01(2)°, U = 1704.2 Å³, Z = 4, D_C = 1.571 gcm³, F(000) = 792, λ(Mo-K_α) = 0.71069 Å, μ = 1.813mm⁻¹.

3356 unique reflections were measured in a data range $2 < \theta < 22.5$, of these 2014 significant reflections with $I > 2.5\sigma(I)$ were used in the computational construction of the structure. Computer least squares analysis was terminated when all shifts were less than 0.01σ and R and R_w were 0.0415 and 0.0539 respectively; $w = 1/[\sigma^2(F) + 0.0015F^2]$

Final atomic coordinates for *p*-ethoxyphenyl [2-(2-pyridyl)phenyl]telluride are given in table 3.25, with bond distances, bond angles, torsion angles and mean plane calculation given in tables 3.26 and 3.27 respectively. A view of the molecule and a stereoscopic packing diagram are shown in figures 3.17 and 3.18.

The coordination sphere around tellurium is somewhat difficult to define, as this atom is bonded only primarily to two carbon atoms. A third weak contact occurs at 2.695(4) Å with the pyridyl ring nitrogen and if this interaction is considered to be significant then the coordination sphere around tellurium can best be visualised as trigonal bipyramidal. In this representation of the coordination sphere, the equatorial plane is defined by C(1) and the two lone pairs of electrons on tellurium and the axial positions are taken up by C(12) and N(1).

The Te-N contact distance at 2.695(4)Å although significantly longer than the same interaction in all the other structures studied during this work which contain the 2-(2-pyridyl)phenyl ligand, (range 2.244-2.554 Å) is similar in magnitude to the Te...N interaction in

1,6bis(2-butotellurophenyl)-2,5-diazahex-1,5-diene [2.773 Å] (106). Even allowing for the "poor" Lewis acidity of tellurium in this environment, the fact that a Te-C covalent bond is positioned *trans* to the Te...N vector apparently seems to weaken the interaction. The relative weakness of this contact appears to enable the pyridyl and phenyl rings to twist relative to each other, giving a twist of 23.2(2)° between the mean planes of the two rings. This result is in contrast to that of comparable structures described previously, where the relatively strong Te...N interaction appeared to hold the 2-(2-pyridyl)phenyl ligand in an essentially planar geometry.

The two tellurium carbon distances, Te-C(1) [2.138(6) Å] and Te-C(12) [2.144(6) Å] are in good agreement with the sum of the Pauling single bond covalent radii⁽¹⁰⁸⁾ and with values reported for the crystal structures of analogous diorganyltellurium(II) compounds⁽¹⁶¹⁻¹⁶⁶⁾ which lie in the range 2.050-2.140 Å. The ethoxy and phenyl groups of the *p*-ethoxyphenyl ligand are each planar, with the ethoxy group oriented at an angle 4.3(1)° to the phenyl ring.

There is a short Te...Te contact of 3.908 Å, within the unit cell. This contact, although short, is not regarded as an example of coordination, as such contacts are common in tellurides and are often significantly shorter than the van der Waals radii. Bearing this contact in mind there are no other unusually short intermolecular contacts within the structure.

Table 3.25 Fractional atomic coordinates ($\times 10^5$ for tellurium and $\times 10^4$ for all other non-hydrogen atoms) with e.s.d.'s in parentheses for p-ethoxyphenyl[2-(2-pyridyl)phenyl]telluride.

	x	y	z
Te	12013 (3)	-2182 (3)	-13169 (5)
O(1)	3726 (4)	1292 (3)	4833 (6)
N(1)	445 (4)	-1079 (4)	-4005 (7)
C(1)	2325 (4)	-1013 (4)	-2275 (8)
C(2)	3301 (5)	-944 (4)	-1675 (8)
C(3)	4041 (5)	-1425 (5)	-2353 (10)
C(4)	3803 (6)	-1975 (5)	-3648 (10)
C(5)	2858 (5)	-2068 (5)	-4222 (9)
C(6)	2075 (5)	-1595 (4)	-3562 (8)
C(7)	1049 (5)	-1707 (4)	-4209 (7)
C(8)	708 (6)	-2422 (5)	-4983 (10)
C(9)	-256 (6)	-2471 (6)	-5548 (11)
C(10)	-880 (6)	-1825 (6)	-5362 (10)
C(11)	-496 (6)	-1138 (5)	-4562 (10)
C(12)	2110 (5)	246 (4)	773 (8)
C(13)	2428 (5)	1037 (5)	739 (9)
C(14)	2966 (5)	1380 (4)	2097 (9)
C(15)	3208 (5)	911 (5)	3525 (9)
C(16)	2912 (6)	114 (5)	3606 (10)
C(17)	2357 (6)	-224 (5)	2220 (9)
C(18)	3971 (6)	835 (6)	6357 (10)
C(19)	4596 (8)	1331 (6)	7514 (13)

Table 3.26, Bond lengths (Å) and bond angles (°) with e.s.d.'s in parentheses for p-ethoxyphenyl[2-(2-pyridyl)phenyl]telluride.

Te	---C(1)	2.138 (6)	C(6) ---C(7)	1.468 (9)
Te	---C(12)	2.144 (6)	C(7) ---C(8)	1.394 (10)
O(1)	---C(15)	1.368 (8)	C(8) ---C(9)	1.359 (11)
O(1)	---C(18)	1.430 (9)	C(9) ---C(10)	1.364 (12)
N(1)	---C(7)	1.325 (8)	C(10) ---C(11)	1.384 (11)
N(1)	---C(11)	1.331 (9)	C(12) ---C(13)	1.372 (10)
C(1)	---C(2)	1.387 (9)	C(12) ---C(17)	1.393 (10)
C(1)	---C(6)	1.415 (9)	C(13) ---C(14)	1.382 (10)
C(2)	---C(3)	1.380 (10)	C(14) ---C(15)	1.380 (10)
C(3)	---C(4)	1.382 (11)	C(15) ---C(16)	1.372 (10)
C(4)	---C(5)	1.346 (10)	C(16) ---C(17)	1.408 (10)
C(5)	---C(6)	1.410 (9)	C(18) ---C(19)	1.463 (12)
Te(1)	...N(1)	2.695 (4)		
C(1)	-Te -C(12)	94.8 (2)	C(7) -C(8) -C(9)	119.5 (8)
C(15)	-O(1) -C(18)	118.1 (6)	C(8) -C(9) -C(10)	120.2 (8)
C(7)	-N(1) -C(11)	118.9 (7)	C(9) -C(10) -C(11)	117.4 (7)
Te	-C(1) -C(2)	120.2 (5)	N(1) -C(11) -C(10)	123.2 (8)
Te	-C(1) -C(6)	119.8 (4)	Te -C(12) -C(13)	119.8 (5)
C(2)	-C(1) -C(6)	120.0 (6)	Te -C(12) -C(17)	121.9 (5)
C(1)	-C(2) -C(3)	120.6 (7)	C(13) -C(12) -C(17)	118.3 (6)
C(2)	-C(3) -C(4)	119.4 (7)	C(12) -C(13) -C(14)	122.2 (7)
C(3)	-C(4) -C(5)	121.1 (7)	C(13) -C(14) -C(15)	119.2 (7)
C(4)	-C(5) -C(6)	121.5 (7)	O(1) -C(15) -C(14)	116.2 (7)
C(1)	-C(6) -C(5)	117.3 (6)	O(1) -C(15) -C(16)	123.3 (7)
C(1)	-C(6) -C(7)	122.2 (6)	C(14) -C(15) -C(16)	120.5 (7)
C(5)	-C(6) -C(7)	120.5 (6)	C(15) -C(16) -C(17)	119.6 (7)
N(1)	-C(7) -C(6)	115.7 (6)	C(12) -C(17) -C(16)	120.2 (7)
N(1)	-C(7) -C(8)	120.8 (6)	O(1) -C(18) -C(19)	109.2 (8)
C(6)	-C(7) -C(8)	123.5 (6)		

TABLE 3.27

Mean Plane Analysis for
p-Ethoxyphenyl[2-(2-pyridyl)phenyl]telluride

Phenyl Ring		Pyridyl Ring	
Perpendicular Distance to Plane		Perpendicular Distance to Plane	
-0.01254	C1	-0.00438	C7
0.00393	C2	0.00208	C8
0.00865	C3	0.00322	C9
-0.01245	C4	-0.00639	C10
0.00355	C5	0.00438	C11
0.00887	C6	0.00109	N1
Mean Dev=0.008332		Mean Dev=0.003590	
RMS Dev=0.009073		RMS Dev=0.003980	

Angle between the Mean Planes of the Phenyl and Pyridyl Rings 23.2(2)°.

p-Ethoxyphenyl ligand

Perpendicular Distance to Plane

0.00320	C12
-0.00518	C13
0.00102	C14
-0.00777	C15
-0.01208	C16
-0.00608	C17
0.02243	O1
0.04795	C18
-0.04349	C19

Mean Dev=0.016577 RMS Dev=0.023511

Torsion Angles

C(1)-C(6)-C(7)-C(8)	-157.1
C(5)-C(6)-C(7)-C(8)	23.3
C(1)-C(6)-C(7)-N(1)	22.5
C(5)-C(6)-C(7)-N(1)	-157.1

Figure 3.17. The structure of p-ethoxyphenyl[2-(2-pyridyl)phenyl]telluride showing the atom numbering.

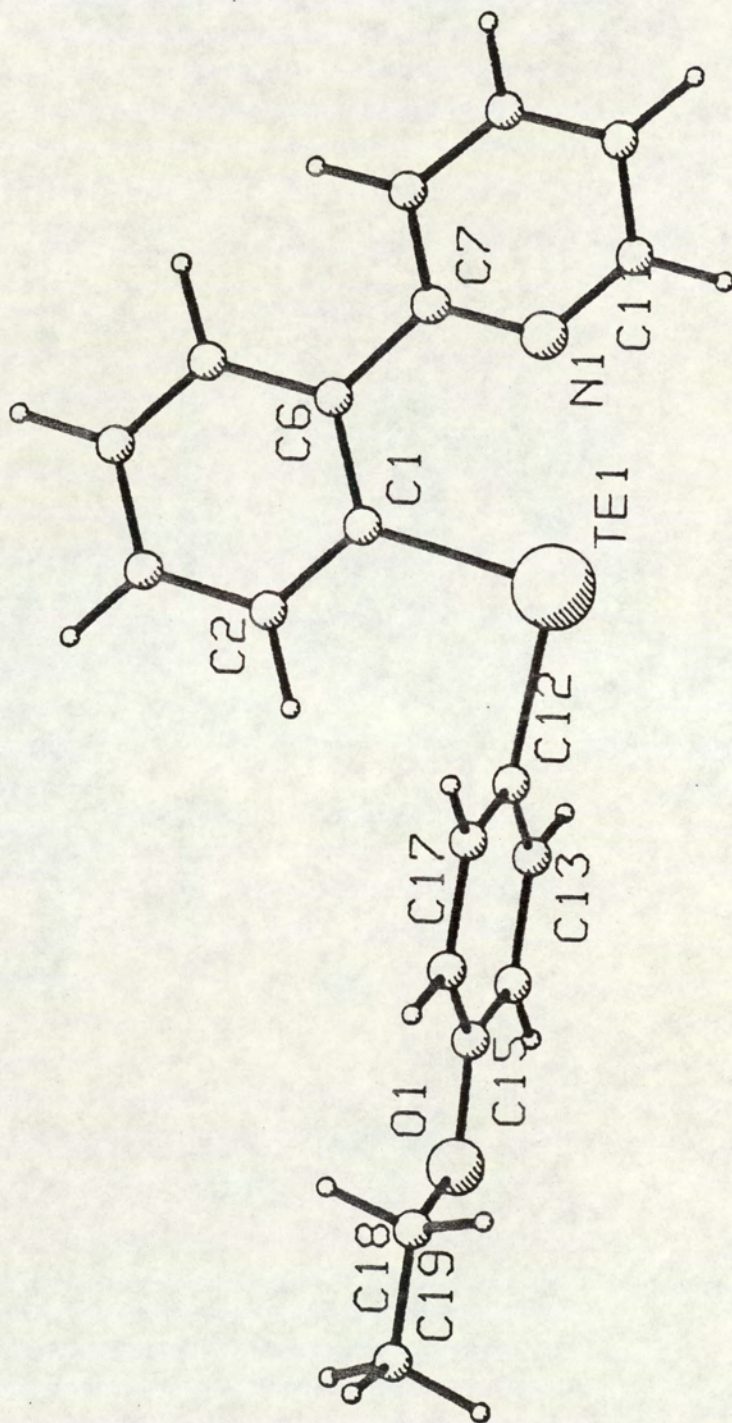
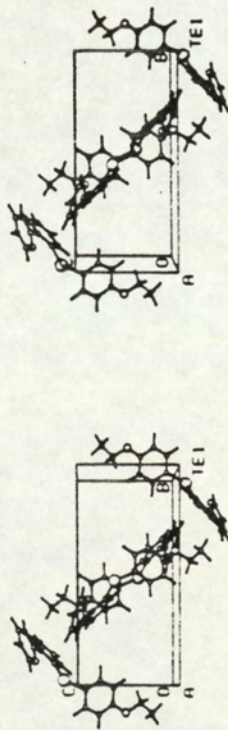


Figure 3.18. Stereoscopic packing diagram of p-ethoxyphenyl[2-(2-pyridyl)phenyl]telluride.



CHAPTER 4

GENERAL DISCUSSION

4.1 General Discussion

The nine new organotellurium structures studied, fall into three main groups, when characterised solely on the basis of the oxidation state of tellurium, that is 1,2 or 4. In each oxidation state, therefore, at least one lone pair of electrons is located in the valence shell. These structures can be categorised further, by considering the number and type of ligands which are attached to the tellurium atom(s).

Using this additional means of classification, the four Te^{IV} structures studied can be sub-divided into three types, RTeX_3 , R_2TeX_2 and $\text{RR}^+\text{TeX}_2\text{X}^-$ (Where R = an aromatic or aliphatic group and X = Br or Cl). In each structure the coordination sphere around tellurium is basically octahedral, with a vacant equatorial site. The ligands which surround the central tellurium atom in each structure adopt the preferred octahedral geometry, as specified by Mangion et al⁽⁷⁹⁾. In this environment, the bonding arrangement around tellurium can be visualised in the following way: Tellurium forms a covalent bond with each of the atoms which occupy the two axial sites in the coordination sphere, and is bonded in the equatorial plane to two atoms by single covalent bonds. A fifth interaction occurs, which is longer than the sum of the single bond covalent radii for the participating atoms, but which is significantly shorter than the sum of their van der Waals radii. The fourth equatorial site, may be considered as essentially vacant or occupied by the lone pair of electrons on

tellurium if they are considered to be stereochemically active.

In discussing the general significance of the relative bond lengths around tellurium, consideration needs to be given to the value assigned to the covalent radius of tellurium. Probably the most widely known and universally quoted value, is that assigned by Pauling (108) of 1.37 Å. This quantity can be seen as being composed from two components, relating to the contributions from the core and valence electrons. Van Vechten and Phillips(167), used this philosophy to predict the covalent radius of tellurium of 1.405 Å when in a tetrahedral environment and 1.541 Å when in an octahedral one. The choice of covalent radii assigned to tellurium has been added to by Sanderson(168), who estimated the "non-polar" covalent radius of tellurium to be 1.360 Å. The variety of tellurium radii has been increased still further by McWhinnie and Monsef-Mirzai(40), who considered the question of why axial bonds were longer than equatorial bonds in a significant number of $R\text{TeX}$ and $R_2\text{TeX}_2$ structures which were described as ψ -trigonal bipyramidal. In these systems, they postulated that tellurium is polarised more than the other atoms, (although this assumption may be a poor one in the case of iodine) as it forms bonds to carbon and halide atoms only. Using literature data for such $R\text{TeX}$ and $R_2\text{TeX}_2$ structures, the pair simply subtracted the Pauling covalent radius of carbon and the relevant halogen(s) from the appropriate bond length involving tellurium, which left a remarkably consistent remainder for the radius of tellurium. Averaging these remainders provided an

estimate of the axial radius, Te(II) 1.54 Å, Te(IV) 1.53 Å and an equatorial radius, Te(II) 1.34 Å, Te(IV) 1.37 Å, plus the view that in many compounds tellurium is best considered as a prolate ellipsoid. It seems, therefore, that given the valence electrons are in directed orbitals, this approach moves away from the spherical model.

If the criteria applied by McWhinnie and Monsef-Mirzai is applied to these four Te^{IV} structures, the average Te equatorial radius works out to be 1.37 Å and the average axial radius is 1.53 Å. These values are identical to those proposed for Te^{IV} by McWhinnie and Monsef-Mirzai⁽⁴⁰⁾ and so in principle the combination of the McWhinnie and Monsef-Mirzai radius for tellurium with the appropriate Pauling radius for the bonding atom, gives the best estimate of the "normal" axial and equatorial bond lengths in these four Te^{IV} structures.

The salient features of each structure are presented in table 4.1. It is not proposed to dwell on each bond length in each structure as they have been discussed in full earlier, suffice to say, that the "normal" bonds around tellurium in each structure fall close to the average lengths of bonds for the two elements involved^(40,108).

Table 4.1 Salient features of studied structures.

Compound	1	2	3	4	5	6	7	8	9
$\text{Te} \cdots \text{Csp}^2$	R_2Te_3 2.130	R_2Te_2 2.136 2.141	RTeX_3 2.110	RTeX_3 2.121	R_2TeX_2 2.121 2.125	$\text{R}^+\text{RTe}_2\text{X}^-$ 2.134	RTeX 2.111	RTeX 2.124 2.135	R_2Te 2.136 2.144
$\text{Te} \cdots \text{Csp}^3$					2.119 2.124	2.154			
$\text{Te} \cdots \text{N}$	2.554	2.882 2.876	2.244	2.422			2.354	2.385 2.365	2.695
$\text{Te} \cdots \text{O}$					2.848 2.830				
$\text{Te} \cdots \text{S}$							2.518	2.569 2.543	
$\text{Te}_{(\text{axial})} \cdots \text{X}$			2.673 2.658 2.589	2.758 2.633 2.632	2.504 2.503 2.512	2.527 2.487 3.338			
$\text{Te}_{(\text{equatorial})} \cdots \text{X}$									
$\text{Te} \cdots \text{Te}$	2.776	2.746							
Inter-molecular distances <i>trans</i> to Te-C			3.596	3.896	3.740 3.775				
Intra-molecular distances <i>trans</i> to Te-C					2.848 2.830	3.338		3.230 3.222	2.695

A particular interest of this study, was to examine the Lewis acidity of tellurium in various environments. It is well known that mono-organyltellurium(IV) compounds are generally classified into dimers^(133,134) or polymers^(87,131-133), due to their high Lewis acidity, however a limited number of monomeric or weakly associated compounds are known when the organic group is bulky⁽¹³⁵⁻¹⁴⁰⁾.

In an attempt to avoid such intermolecular interactions in the studied mono-organyltellurium(IV) compounds, an electron donating moiety was designed into the organic ligand. It was hoped and anticipated that this donor group incorporated into the system would satisfy the Lewis acidity of the molecule by intramolecular complex formation as opposed to short-range intermolecular interactions.

In the cases of [2-pyridyl]phenyltellurium(IV) tribromide and 2-N,N-methylbenzylamine-C,N')tellurium(IV) tribromide, each can be described as essentially monomeric structures with a short Te...N secondary interaction⁽³⁹⁾ [2.244 Å, 2.422 Å respectively]. In each structure, no primary bond lies *trans* to the Te-C bond, so presumably if the lone pair of electrons is stereo-chemically active, this site is occupied by this lone pair. If secondary⁽³⁹⁾ intermolecular interactions are considered, weak contacts occur between tellurium and a symmetry related bromine, which lies approximately *trans* to the Te-C bond [3.596 Å, 3.896 Å]. Therefore it is clear in these two structures, that incorporating an electron donating atom into the organic ligand

appears to satisfy the Lewis acidity of the system by intramolecular autocomplex formation. With this kind of complex formation only very weakly associated or monomeric compounds seem to result, giving an alternative to bulky organic constituents when monomeric or very weakly associated mono-organyltellurium(IV) compounds are required.

In the case of diorganyltellurium(IV) compounds, weak Lewis acidity is usually observed with the majority of well defined examples, showing weak intermolecular interaction in the solid state^(184,87,169-172) 'via' secondary bonding⁽³⁹⁾. In an effort to examine whether the Lewis acidity of tellurium would be satisfied, by intra or intermolecular interactions, a donor atom was built into one of the organic ligands.

Including dichloro(butyl)tellurobenzaldehyde in this study, may be considered to be drifting away from one of the main themes of this study, as in this instance, the donating atom was oxygen as opposed to nitrogen. This analysis, never-the-less, revealed that the compound contains one intra and one intermolecular interaction as opposed to two intermolecular interactions, which suggests that tellurium seems to prefer intramolecular interactions as opposed to intermolecular interactions to satisfy its Lewis acidity, when given the choice. The Te...O interaction (2.830 and 2.848Å) lies *trans* to the Te-C_(butyl) bond. The positioning of this interaction, even allowing for the Lewis acidity of the central tellurium, seems to have a detrimental effect ie, the Te...O interaction appears to be

significantly weakened by the *trans* influence of the Te-C bond.

As mentioned previously, the analysis of 2-dichlorobutyltelluro-N-dimethylbenzylammonium chloride, was undertaken initially, as the material was considered to be of the type R_2TeX_2 , with an electron donating nitrogen atom contained in one of the R groups. The structural elucidation revealed the material to be $[RR^+TeCl_2]Cl^-$, with no intramolecular interaction between nitrogen and tellurium presumably due to the nitrogen's protonation. The material never-the-less, exhibited no strong primary interactions *trans* to either Te-C bond, and like the previous structures apparently obeys the polarity rule⁽¹⁷³⁾, where the more electronegative ligands occupy the axial positions first.

The three tellurium(II) structures investigated can be divided into two types, R_2Te and $RTeX$ (where R = an aliphatic or aromatic group and X = a dithiocarbamate derivative), using the same means of classification as that specified previously to group the tellurium(IV) structures. In each Te(II) structure, the tellurium atom lies at the intersection of a "T", with a Te-C bond forming the stem of the "T"⁽⁴⁰⁾.

As previewed in the introduction, tellurium(II) seems to prefer a square planar coordination⁽⁴¹⁻⁵⁷⁾, never-the-less several complexes are known where the central tellurium atom is three coordinate; giving a characteristic "T" shape to the compounds⁽⁶¹⁻⁶⁷⁾. The arrangement of the bonds/interactions around tellurium, in these three structures, corresponds to the latter description, where the five electron pairs, (two of which are non bonding) distribute themselves around tellurium to define

a trigonal bipyramid. The two RTeX systems studied have a noticeable difference in geometry about tellurium when secondary intramolecular sulphur interactions are considered. Unlike dimethyldithiocarbamato[2-(2-pyridyl)phenyl]tellurium (II), where the secondary tellurium sulphur interaction [3.667 Å] is twisted away from the N(1)-C(1)-Te(1)-S(1) plane, the same interaction in dimethyldithiocarbamato[2-(2-quinoliny)phenyl]tellurium(II) [3.222 and 3.230 Å] is in the plane. This phenomenon tends the geometry about tellurium more toward square planar and away from a trigonal bipyramidal in the latter structure. The reason for this difference may simply be due to differences in the packing constraints within each crystal system. As it is difficult to justify this observation on the grounds of any possible difference in the Lewis acidity of the central tellurium in each instance, or on the difference in the *trans* influence of the respective organic ligands. It has been commented upon previously⁽¹⁷⁴⁾, that in about one third of "T" shaped structures, the fourth position in a square planar arrangement around tellurium is approached by a ligand. Dimethyldithiocarbamato-2-(2-quinoliny)phenyl]tellurium(II) seems to be one of those instances.

Using the subtraction method of McWhinnie and Monsef-Mirzai, the average axial and equatorial radii for tellurium in the two RTeX structures works out to be 1.50 Å and 1.38 Å respectively. These values may not be the same as those reported by McWhinnie and Monsef-Mirzai, (1.54 Å, 1.34 Å), but

they are still reasonably close to support the view that in many compounds tellurium is best considered as a prolate ellipsoid. In the R_2Te structure, on the other hand, there appears to be no significant difference between the axial tellurium carbon bond length and the equatorial tellurium carbon bond length. In this environment, tellurium appears not to have been polarized, and therefore behaves as a more spherical entity.

Relevant data concerning the Lewis acidity of tellurium in this type of environment is somewhat limited, never-the-less what information there is, highlights that mono-organyl tellurium(II) compounds are stronger Lewis acids than their di-organyl counter parts. In this section the shortest tellurium-nitrogen interactions have been demonstrated by dimethyldithiocarbamate[2-(2-pyridyl)phenyl]tellurium(II), (2.365 Å and 2.385 Å). Indicating that the stronger Lewis acid behaviour is being demonstrated in the $RTeX$ structures by tellurium. As the short tellurium nitrogen distances are presumably a consequence of the strong interaction between tellurium and nitrogen caused by tellurium's increased Lewis acidity. This observation is in line with previous work demonstrating tellurium's increased Lewis acidity in $RTeX$ structures as opposed to that in R_2Te structures. The two $RTeX$ structures studied again have no primary bonds *trans* to a Te-C bond, illustrating once more the *trans* influence of Te-C.

It was tempting to dismiss diorganyltellurides from this study, since the materials show quite strong Lewis base behaviour. However, it would be too sweeping to suggest that no

Lewis acid behaviour has been observed⁽⁴⁰⁾.

The study of *p*-ethoxyphenyl[2-(2-pyridyl)phenyl]telluride, revealed an intramolecular interaction between tellurium and nitrogen at a distance of 2.695 Å. This distance is longer than all others observed in this study, apart from that found for the equivalent interaction in bis[2-(N-hydroxy)iminophenyl] ditelluride [2.882 Å, 2.876 Å]. This interaction lies *trans* to a Te-C bond, therefore even allowing for the low Lewis acidity of the tellurium in this environment, there appears to be weakening of this interaction by the *trans* influence of Te-C. This situation is akin to that found for 2-dichloro(butyl)tellurobenzaldehyde, where a secondary intra molecular contact is found *trans* to a Te-C bond when tellurium is acting as relatively a poor Lewis acid.

The final group of structures, have been grouped together under the general heading of polytellurides. This heading simply means that each structure studied contained more than one tellurium atom within each individual molecule. The two structures studied in this section can be classified as R_2Te_2 and R_2Te_3 systems, where R = an aromatic group.

The environment around the terminal tellurium in each system, can be considered to be "T" shaped⁽⁴⁰⁾. This description may be considered a little tenuous in the case of bis[2-(N-hydroxy)iminophenyl] ditelluride, however where the tellurium Te-N distance at 2.876 and 2.882 Å forms part of the proposed "T" shape. In both structures there seems to be no significant discernable difference between the axial and

equatorial single bond radii for tellurium. This conclusion is based on the same means of analysis as that performed for the preceding two groups of structures. The tellurium atoms appear to be spherical in nature, rather than prolate ellipsoids, which seems to indicate that tellurium atoms remain spherical unless bonded to a strong electronegative atom which induces polarization within tellurium giving it a prolate ellipsoid geometry.

In the polytellurides, the formal oxidation state for Te is 1. In a previous survey of diorganyldichalcogenides, there was found to be no definitive examples of coordination in R_2E_2 systems, where $E = Se$ or Te . However it was pointed out that there seemed to be no reason why intramolecular coordination should not be possible, with any diaryldichalcogenide containing a basic *ortho*-substituent⁽⁴⁰⁾.

In the diaryldichalcogenide investigated during this study, bis[2-(*N*-hydroxy)iminophenyl] ditelluride, a basic *ortho* substituent has been incorporated into the structure. This feature gave rise to two secondary ⁽³⁹⁾ $Te \cdots N$ interactions, 2.876 and 2.882 Å, which are significantly less than the sum of the van der Waals radii, but noticeably longer than the sum of the Pauling Te-N covalent single bond radii⁽¹⁰⁸⁾. Never-the-less, whether these distances can be construed as definitive evidence of coordination on the part of each tellurium atom, is surely debatable, although slightly longer interactions, 2.923(2) and 2.962(2) Å in dimethyl bis-[2-(4-nitrobenzylidenimino)-phenyloxy]tellurane ⁽¹²⁹⁾ where tellurium is in an oxidation state

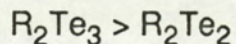
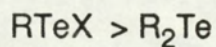
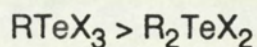
of 4 were considered to be Te...N coordination bonds. The equatorial positions *trans* to Te-C are occupied by the tellurium's two lone pairs of electrons, so no primary bonds are thus positioned *trans* to Te-C in the diarylditelluride.

Closely related to diaryldichalcogenides are the diaryl trichalcogenides, R_2E_3 where E= Se or Te. In this sector, the study of bis[2-(2-pyridyl)phenyl]tritelluride has been performed. In this structure, the pyridyl ring is positioned *ortho* to the tellurium phenyl ring carbon bond, giving rise to a secondary Te...N interaction of 2.554 Å, between the terminal tellurium and the pyridyl nitrogen. This distance is clearly shorter than the corresponding contact in the previously mentioned diaryl ditelluride. Therefore, unlike bis[2-(N-hydroxy)iminophenyl] ditelluride, the terminally positioned telluriums in the tritelluride seem to be demonstrating some Lewis acid behaviour. This interaction lies approximately half way between that found for mono-organyltellurium(II) species and the afore-mentioned diarylditelluride, suggesting a tendency towards an oxidation state of +2 for the terminal telluriums. If this is the case, then this would infer the structure of the complex to be that of a bis tellurenyl telluride, where the oxidation state of the telluriums along the chain would be +2, -2, +2. Obviously, this conclusion can only be a tentative one on our part at present, as the evidence it is based on is limited. This tentative conclusion may be borne out by the Te^{125} Mossbauer analysis, however this analysis has not yet been completed. If this conclusion indeed turns out to be

correct, it in turn raises another question, of why is there this difference in Lewis acid behaviour between tellurium in the terminal position in the tritelluride and tellurium in a ditelluride ? There seems at present, no clear reason for this difference and so this question has been left unanswered until more information is available concerning diaryldichalcogenides and diaryltrichalcogenides with an *ortho* electron donating substituent.

The recognition that ligand atoms will distribute themselves on a coordination sphere is consistent with VSEPR theory, but frequent lack of any geometric indication of the presence of electron pairs in the coordination sphere also seems to be well documented. When will an electron pair be inert and when will it not be? The position of the lone pair or pairs of electrons in these structures bears some resemblance to that of the hydrogen atom in earlier crystal structure studies, namely that it is inferred from other structural features rather than observed directly.

From the study of these nine structures, the order of Lewis acidity of tellurium agrees with that specified previously⁽⁴⁰⁾ i.e

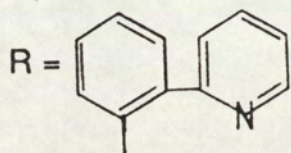


There is an important and well known danger in the uncritical use of bond distances obtained from X-ray data. The effect of thermal motion of the atoms in a crystal is capable of

misleading an investigator into thinking that small apparent differences in bond distances are significant. Bearing this fact in mind, the differences between the various tellurium-nitrogen distances can be still considered to be a reflection of the order of Lewis acidity within the structures. That is when tellurium is placed in an environment where it has a high Lewis acidity the tellurium nitrogen distance is relatively short, but when tellurium is in a situation where it has a low Lewis acidity the tellurium nitrogen distance is relatively long. This can be clearly seen by referring to table 4.2, where the tellurium nitrogen interactions are given for each crystal structure studied. In the past, tellurium nitrogen interactions have been considered to be unusual. I would suggest that there is nothing unusual about these tellurium nitrogen interactions.

The major feature of this study is the Lewis acid behaviour of tellurium in different environments, which is reflected by the secondary bonding (39) between tellurium and an electron donating atom, usually nitrogen. This distance also appears to be influenced by the ligand *trans* to it, noticeably in this study, the phenyl group seems to have a strong *trans* influence. Originally the term "*trans* effect" in metal complexes described the influence of a coordinated group upon the practical ease of preparing compounds in which the ligand opposite or *trans* to it had been replaced(175). Basolo and Pearson defined the *trans* effect as the effect of a coordinated group upon the rate of substitution reactions of ligands opposite to it (175). Chalt et al proposed the following definition(176): "the *trans* effect or *trans*

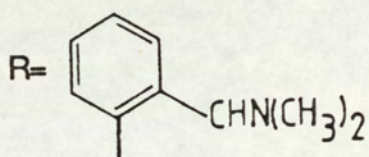
Table 4.2 Tellurium - Nitrogen Bond Lengths



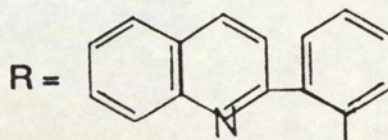
Te(IV) Å
R₂TeBr₃ 2.244

Te(II)
R₂Te(dmdtc) 2.354
R₂Te(C₆H₄OEt) 2.695

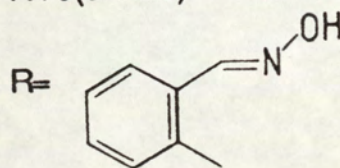
R₂Te₃ 2.554



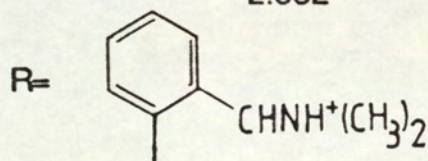
Te(IV) Å
R₂TeBr₃ 2.422



Te(II)
R₂Te(dmdtc) 2.365



Te(I)
R₂Te₂ 2.876
 2.882

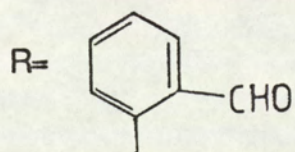


Te(IV) Å
(RR'+TeCl₂)Cl 4.380
R = C₄H₉

[N.B. van der Waals distance = 3.61 Å sum of Pauling covalent radii = 2.07 Å but for "axial" N, figure could be 2.24 Å for Te(II) and 2.23 Å for Te(IV)]

Tellurium - Oxygen Interaction

Te(IV)
RR'TeCl₂ 2.848



R' = CH₂CH₂CH₂CH₃

[N.B. van der Waals distance = 3.58 Å sum of the Pauling covalent radii = 2.03 Å]

influence of a group coordinated to a metal ion is the tendency of that group to direct an incoming group into the *trans* position to itself". Quagliano and Schubert used the definition⁽¹⁷⁷⁾: "the *trans* effect stipulates that the bond holding a group *trans* to an electronegative or otherwise labilizing group is weakened".

This latter description by Quagliano and Schubert, is the most meaningful definition of the *trans* effect with regard to this study. This phenomenon has been widely reported in transition metal chemistry, but these bond length effects are not usually large⁽¹⁷⁸⁻¹⁸²⁾. In a previous review of tellurium(II) complexes where the linear three-centre systems were not symmetrical, pronounced relative *trans* bond lengthening effects of ligands were observed. In addition, it was noted that the phenyl group had a particularly large *trans* bond-lengthening effect⁽⁴¹⁾.

In all of the structures studied in this work, no primary bonds are found *trans* to a Te-C covalent bond. This observation coincides with the earlier observation by O. Vikane⁽⁶⁴⁾ who noted, with reference to organotellurium(II) bromide complexes, that only long weak interactions are found *trans* to Te-C bonds. Examples of the *trans* bond lengthening effect of covalently bound carbon manifests itself in organo-tellurium(IV) chlorides, bromides and iodides (81,86,87,103,135,141,149,183).

The two forces of *trans* effect and Lewis acidity may be mutually independent forces, but when the Lewis acidity of tellurium is considered, the *trans* influence of Te-C may also need to be borne in mind. These two factors may be linked by

serendipity, that is, the length of the tellurium nitrogen bond appears dependent on the Lewis acidity of tellurium, this in turn is influenced by the number and type of ligands which are attached to tellurium. Thus, systems with a large number of Te-C bonds, which have a strong reported *trans* effect, possess a tellurium which has a low Lewis acidity and a greater chance of having a Te-C bond *trans* to a secondary interaction.

The Lewis acidity of tellurium in the studied complexes, appears to be satisfied by autocomplex formation, by forming short range intramolecular secondary bonds, with long range weak intermolecular contacts forming in the majority of the Te^{IV} complexes studied.

4.2 FUTURE WORK

The main aim of this study was to examine the effects of the tellurium oxidation state and ligand type on the Lewis acidity of tellurium. It became clear during the course of this study that these environmental changes were reflected by the strength of the secondary interactions involving tellurium. Such interactions, usually between tellurium and nitrogen in the majority of structures studied here, appeared to be weakened when a tellurium-carbon bond lay *trans* to the interaction. An interesting area for future study would be to try to remove the supposed *trans* influence of a tellurium-carbon bond on such interactions, by directly bonding the tellurium to the organic ligand via a tellurium-non-carbon bond. A ligand which may prove a possible prospect for such a study is bipyridyl, as it has already been successfully incorporated into a tin(IV) complex⁽¹⁸⁴⁾.

Another area of study is simply to continue this type of study in an effort to enhance the knowledge relating to secondary intramolecular interactions involving tellurium. It is not so long ago after all that Titus et al (152) reported the structure of triphenyltellurium cyanate-chloroform(1/2), and stated "to the best of their knowledge, $\text{Ph}_3\text{Te}(\text{NCO}) \cdot \frac{1}{2}\text{CHCl}_3$ and $\text{Ph}_3\text{Te}(\text{NCS})$ provided the first structural examples involving secondary tellurium(IV)-nitrogen interactions. The data in this area could be added to by simply expanding such structural studies to include other electron donating groups or atoms such as oxygen or by adding an electron withdrawing group or atoms, such as

fluorine to the organic ligand. The latter modification to the organic ligand or ligands incorporated within the structure, may reduce the *trans* influence of the tellurium-carbon bond. Regrettably, however, such a modification may also increase the Lewis acidity of tellurium, therefore any shortening of the tellurium secondary interactions within such a system may be due to both factors. In particular in this area, it would be interesting to try to incorporate the 2-(2-pyridyl)phenyl ligand into a ditelluride and a diorganyltellurium(IV) dihalide. These two studies would provide a more complete understanding of the effects of tellurium oxidation state and ligand type on the tellurium-nitrogen interaction, centred around just one ligand.

A third possible area of future investigation would be to examine the stability of tritelluride chain complexes, with the aim of increasing the telluride chain length. This length has already been increased to four, as reported by A W Cordes et al (185) and therefore the proliferation of such studies in the future will naturally be constrained by the feasibility of synthesising and crystallising the desired compounds. These constraints may also apply to all these suggestions for future work, and therefore may constrict or prevent their implementation.

APPENDICES

APPENDIX A

UNRESOLVED STRUCTURES

A1.1 *para*-Ethoxyphenyl-(2-phenylazophenyl-C,N') ditelluride

It was anticipated that the reaction between dimethyldithiocarbamato-(2-phenylazophenyl-C,N')tellurium(II) and the sodium salt of *para*-ethoxyphenyltelluride would yield the first unsymmetrical ditelluride, *para*-ethoxyphenyl-(2-phenylazophenyl) ditelluride. The supposed reaction product appeared unstable when recrystallisation of the material was attempted, in view of this a sample of the raw product was supplied by K Y Abid of this department for analysis. This sample contained both long orange needle-like crystals as well as small cubic deep blood red crystals. On examination the larger of the two types of crystals failed to diffract the X-ray beam when placed on the diffractometer. This fact necessitated that the study of the sample be confined to the smaller red crystals only. A number of the small red crystals were chosen for analysis on the diffractometer, each of which gave essentially the same unit cell. This outcome provided enough confidence to continue with the data collection. Once this was completed, the analysis of the data was commenced on the Birmingham University Multics System. This revealed the crystals to be one of the starting materials, dimethyldithiocarbamato(2-phenylazophenyl-C,N')tellurium(II), which had previously been analysed by M. A. K. Ahmed et al (104). This result led to the termination of the analysis at this stage, with the conclusion that the sample supplied contained at "best" mainly unreacted starting materials

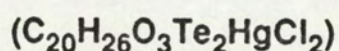
as the longer orange crystals were presumed to be the other starting reagent.

Crystal Data

This study, $a = 6.191(4) \text{ \AA}$, $b = 12.101(7) \text{ \AA}$, $c = 21.752(15) \text{ \AA}$, $\beta = 92.52(6)^\circ$. Systematic absences consistent with the centrosymmetric space group $P2_1/n$. Position of the tellurium atom, 0.2359(7), 0.1854(4), 0.0976(2).

Ahmed Analysis⁽¹⁰⁴⁾: $a = 6.225(5) \text{ \AA}$, $b = 12.133(9) \text{ \AA}$, $c = 21.784(14) \text{ \AA}$, $\beta = 92.88(5)^\circ$. Systematic absences consistent with the centrosymmetric space group $P2_1/n$. Position of the tellurium atom 0.2356(1), 0.1868(0), 0.0976(0).

A1.2 Mercury(II) Complex of a Bis-telluride ligand



Very small white crystals were grown from a saturated solution of the product in nitromethane, by N Al-Salim of this department. The crystals although difficult to mount due to their small size (0.275 x 0.075 x 0.050mm) diffracted the X-ray beam on the diffractometer to reveal a C centred monoclinic unit cell ($a = 11.860(14) \text{ \AA}$, $b = 10.656(3) \text{ \AA}$, $c = 12.188(2) \text{ \AA}$, $\beta = 106.57(4)^\circ$). To date, this structure has proved impossible to unravel using the 631 reflection scanned in the range $2^\circ < \theta < 25^\circ$, with $I > 2\theta(I)$.

This difficulty prompted an analysis of the product by the following alternative physical and analytical techniques: Infrared, Mass Spectrometry, Elemental Analysis, Density and Melting Point. Initially from the results of these studies, it was concluded that the complex had dissociated during recrystallisation with the bis-telluride ligand remaining in the nitromethane and the mercuric chloride precipitating out. This conclusion is somewhat invalidated by the high melting point of the material (above 300°C), therefore an alternative conclusion is that not only the mercury(II) complex decomposes, but so does the bis-telluride ligand. The resulting crystalline material probably then being an oxide of tellurium.

The main aim of this study was to compare the anticipated Te-Hg bonds in this complex with those reported by N Al-Salim et al, for a different bis-telluride mercury(II) complex⁽¹⁰⁶⁾. In an

attempt to fulfill this original objective, alternative recrystallising solvents were sought. From these, only 2-ethoxyethanol proved to be a suitable solvent, but even this only succeeded in purifying the product. An amorphous white material was deposited from a saturated solution of the complex in this solvent which obviously was unsuitable for X-ray analysis. [Elemental analysis of product deposited from 2-ethoxyethanol; theoretical %age C 28.6, H 3.1, found C 28.2, H 2.8].

A1.3 Thallium (I) organotellurium (II) Complex (C₁₃H₉O₂TeTl)

A sample of white crystals grown from a saturated solution of dimethylsulphoxide was supplied for analysis by N Al-Salim of this department. Using a polarising microscope it was clear that the crystals fell into two distinct groups in terms of extinction angles. That is to say, some crystals extinguished at 0° and 90°, whilst others extinguished 45° further on. Ensuring the selection of one of each type of crystal, with regard to extinction angles, the crystallographic analysis was commenced.

Preliminary oscillation photographs were taken without any difficulty, but when each type of crystal was placed on the diffractometer, they failed to produce a self consistent unit cell. A number of apparently suitable crystals of each type were tried, but these all failed to Index satisfactorily. The failure of the crystals in this manner had not been foreseen, but was attributed later to either minute surface flaws in the crystals or crystal twinning. This conclusion to the analysis was obviously not a satisfactory one, but all other attempts to recrystallise the material during the course of this work proved fruitless.

No explanation for the two distinct groups of extinguishing angles can be offered and it remains an interesting and somewhat puzzling feature of this study. The "best" primitive cell parameters for the crystal were $a = 10.408(36)\text{Å}$, $b = 19.325(20)\text{Å}$, $c = 22.324(73)\text{Å}$, $\alpha = 94.88(33)^\circ$, $\beta = 91.17(52)$, $\gamma = 100.09(14)^\circ$, volume 4401.8 Å^3 based on seven reflections. In hindsight, it may have been interesting to set a data set running

using this primitive cell, but this option was not taken up at the time.

**A1.4 Bis(4-Hydroxy-3-methylphenyl)tellurium(IV)
dichloride, γ -isomer (C₇H₇O)₂TeCl₂**

A number of samples of tellurium containing complexes were received from the New Delhi Institute of Science and Technology. Amongst these samples, was a glass file which was reported to contain crystals of the γ -isomer of bis(4-hydroxy-3-methylphenyl)tellurium(IV) dichloride. The analysis of this compound was of direct interest in terms of this study with regard to the general themes of secondary bonding and Lewis acidity in tellurium containing systems.

After microscopic analysis of the deep purple crystals, a needle-like crystal was chosen for the X-ray analysis on the Enraf-Nonius CAD-4 diffractometer, using monochromated MoK α radiation. The selected crystal diffracted well when placed on the Birmingham University Weissenberg camera when irradiated with CuK α radiation.

The initial twenty-five strong reflections scanned in a theta range of 2 - 25° produced an end centred monoclinic cell ($a = 14.682(8)\text{Å}$, $b = 12.771(7)\text{Å}$, $c = 8.277(5)\text{Å}$, $\beta = 92.33(3)^\circ$) which was remarkably similar to that of the β isomer previously reported by R H Jones and T A Hamor. ($a = 14.657(3)\text{Å}$, $b = 12.787(3)\text{Å}$, $c = 8.279(2)\text{Å}$, $\beta = 92.64(2)^\circ$)⁽¹⁵⁴⁾. After careful consideration, it was decided that infact these crystals were not after all the γ -isomer but the β -isomer. The analysis of the data was terminated at this juncture.

The crystallographic data has been stored on the Birmingham University Multics Computer System, to allow a more in depth analysis of the data should the need arise in the future.

A1.5 The Perchlorate Salt of bis[2-(2-pyridyl)phenyl] telluride

The analysis of the title salt proceeded smoothly, until the computer analysis stage of the study. At this point, using the cell dimensions and intensity data collected in conjunction with the assigned space group, failed to yield a self consistent structure. This unexpected set back prompted a more in depth analysis of the crystals by photographic techniques.

This analysis confirmed the dimensions of the unit cell, and the assigned systematic absences for the structure, but failed to highlight or solve the problem encountered in trying to resolve the structure via computer analysis. This difficulty has to date not been overcome and the structure still remains unsolved. The problem in resolving this structure may be due either to considerable disorder within the crystal or to pseudo-symmetry within the unit cell, whatever the course interest in this study has now waned.

In hindsight, the choice of using the perchlorate salt of bis[2-(2-pyridyl)phenyl]telluride was perhaps a poor one, as many perchlorate salts tend to be highly disordered. The analysis of bis[2-(2-pyridyl)phenyl]telluride would have been of great interest, not only in terms of the general themes of study in this work, but also as a direct comparison with bis[2-(2-pyridyl)phenyl]tritelluride. Regrettably, bis[2-(2-pyridyl)phenyl]telluride failed to crystallise in a

variety of crystallising media, whereas its perchlorate salt readily crystallised. This feature, unfortunate as it has turned out, determined the choice of structure for analysis in this case.

Elemental Analysis (%age) Theoretical C 41.5 H 2.53 N 4.40.
Found C 41.6 H 2.60 N 4.10.

Crystal data, Orthorhombic, systematic absences consistent with space group cmca.

Camera: $a = 16.765 \text{ \AA}$, $b = 14.800 \text{ \AA}$ $c = 18.850 \text{ \AA}$

Diffractometer: $a = 16.897(7) \text{ \AA}$, $b = 14.65(4) \text{ \AA}$ $c = 19.03(8) \text{ \AA}$

APPENDIX B

**THERMAL PARAMETERS OF STUDIED
STRUCTURES**

Anisotropic temperature factors ($A^2 \times 10^5$ for tellurium and $A^2 \times 10^4$ for all other non-hydrogen atoms) with e.s.d.'s in parentheses for Bis[2-(2-pyridyl)phenyl]tritelluride.

	U11	U22	U33	U23	U13	U12
Te(1)	546(5)	462(4)	446(5)	14(2)	203(3)	-22(2)
Te(2)	645(5)	427(5)	571(5)	0(0)	328(4)	0(0)
C(2)	64(4)	52(5)	50(4)	7(4)	13(3)	11(4)
C(3)	68(5)	62(5)	58(5)	0(4)	14(4)	7(4)
C(4)	65(5)	71(7)	85(8)	-8(5)	5(6)	17(5)
C(5)	50(4)	57(5)	79(6)	-16(5)	29(4)	-6(4)
C(6)	62(4)	37(4)	53(4)	-19(3)	28(3)	-3(3)
C(1)	61(4)	38(4)	49(5)	-9(3)	22(4)	0(3)
C(8)	90(7)	64(5)	92(8)	-14(6)	52(6)	-27(5)
C(9)	127(10)	61(6)	90(9)	-1(6)	66(8)	-25(6)
C(10)	137(11)	62(6)	66(7)	-7(5)	46(7)	-21(7)
C(11)	106(7)	52(5)	53(5)	1(4)	31(5)	-13(5)
N(1)	68(4)	53(4)	48(4)	-2(3)	24(3)	-13(3)
C(7)	79(5)	40(4)	52(4)	-17(3)	42(4)	-14(3)

Anisotropic temperature factors ($\text{\AA}^2 \times 10^5$ for tellurium and $\text{\AA}^2 \times 10^4$ for all other non-hydrogen atoms) with e.s.d.'s in parentheses for Bis-[2-(N-hydroxy)iminophenyl] Ditelluride

	U11	U22	U33	U23	U13	U12
Te(1)	475(4)	569(4)	583(4)	17(2)	154(3)	92(2)
Te(2)	437(4)	562(4)	614(4)	77(2)	142(3)	4(2)
O(1)	111(6)	53(4)	118(6)	3(4)	22(5)	21(4)
O(2)	120(7)	83(5)	130(7)	24(5)	34(6)	15(5)
N(1)	83(5)	51(4)	52(4)	3(3)	3(3)	9(3)
N(2)	75(5)	64(4)	65(4)	12(3)	9(4)	19(4)
C(1)	43(4)	51(4)	48(4)	2(3)	2(3)	-3(3)
C(2)	52(4)	57(4)	59(4)	5(3)	12(3)	4(3)
C(3)	46(4)	90(6)	67(5)	-9(5)	14(4)	7(4)
C(4)	57(5)	72(5)	56(5)	-4(4)	17(4)	-11(4)
C(5)	67(5)	66(5)	59(5)	12(4)	18(4)	-13(4)
C(6)	44(4)	58(4)	61(4)	6(3)	-1(3)	-15(3)
C(7)	78(6)	44(4)	70(5)	-3(4)	13(4)	-1(4)
C(8)	46(4)	56(4)	48(4)	-4(3)	13(3)	9(3)
C(9)	50(5)	57(5)	75(5)	-1(4)	10(4)	-5(3)
C(10)	53(5)	97(7)	68(5)	-18(5)	17(4)	-19(5)
C(11)	49(5)	100(8)	82(6)	-23(6)	11(4)	-11(5)
C(12)	53(5)	102(8)	84(7)	1(6)	1(4)	9(5)
C(13)	51(4)	73(5)	56(5)	-6(4)	8(4)	10(4)
C(14)	60(6)	74(6)	74(6)	11(4)	0(4)	10(4)

Anisotropic temperature factors ($\text{\AA}^2 \times 10^4$ for all non-hydrogen atoms) with e.s.d.'s in parentheses for 2-(2-pyridyl)phenyltellurium(IV) tribromide .

	U11	U22	U33	U23	U13	U12
Te(1)	24(1)	26(1)	24(1)	-6(1)	-1(1)	0(1)
Br(1)	47(1)	47(1)	48(2)	-8(1)	-12(1)	5(1)
Br(2)	66(2)	70(2)	42(2)	-6(1)	-6(1)	13(1)
Br(3)	67(2)	63(2)	95(3)	-21(2)	-15(2)	-13(1)
C(2)	37(12)	32(10)	44(15)	-1(10)	-10(11)	12(9)
C(3)	43(14)	77(16)	25(13)	13(12)	13(12)	-16(12)
C(4)	50(14)	69(15)	31(14)	-22(12)	-3(12)	1(12)
C(5)	33(11)	38(10)	22(12)	-5(9)	8(10)	-6(9)
C(6)	41(12)	25(9)	34(12)	-12(9)	-18(10)	0(8)
C(1)	33(11)	42(11)	24(12)	5(9)	-3(10)	8(9)
C(8)	50(14)	15(9)	104(22)	-6(11)	-34(15)	-2(9)
C(9)	50(15)	10(9)	112(24)	1(12)	-34(15)	1(9)
C(10)	86(19)	33(12)	82(22)	28(13)	-2(17)	-45(13)
C(11)	34(12)	80(15)	22(13)	-1(11)	7(10)	-18(11)
N(1)	24(8)	27(8)	33(10)	-6(7)	6(8)	2(6)
C(7)	29(10)	40(10)	24(11)	-21(9)	-7(9)	8(8)

Anisotropic temperature factors ($\text{\AA}^2 \times 10^4$ for all non-hydrogen atoms) with e.s.d.'s in parentheses for (2-N,N-dimethylbenzylamine-C,N')-tellurium(IV) tribromide .

	U11	U22	U33	U23	U13	U12
Te(1)	38(1)	28(1)	32(1)	-1(1)	4(1)	-1(1)
Br(1)	40(1)	54(1)	43(1)	-3(1)	-6(1)	3(1)
Br(2)	52(2)	61(1)	104(2)	-11(1)	28(1)	-12(1)
Br(3)	100(2)	55(1)	32(1)	5(1)	9(1)	5(1)
N(1)	26(9)	43(7)	33(9)	7(7)	0(7)	-1(7)
C(1)	9(9)	30(8)	29(10)	2(8)	-3(7)	1(6)
C(2)	33(12)	43(10)	27(11)	-8(8)	-4(9)	7(8)
C(3)	44(12)	34(9)	55(13)	-10(9)	5(10)	1(8)
C(4)	63(16)	33(10)	60(16)	-3(10)	1(13)	16(9)
C(5)	62(15)	36(9)	64(14)	15(11)	1(11)	7(10)
C(6)	25(12)	34(9)	52(14)	-2(8)	-11(10)	-3(7)
C(7)	46(13)	36(8)	33(12)	1(8)	-3(10)	5(8)
C(8)	38(15)	61(12)	75(16)	-4(12)	-50(12)	-1(10)
C(9)	112(22)	54(11)	17(11)	3(9)	-12(13)	-2(12)

Anisotropic temperature factors ($A^2 \times 10^5$ for tellurium and $A^2 \times 10^4$ for all other non-hydrogen atoms) with e.s.d.'s in parentheses for 2-dichloro(butyl)tellurobenzaldehyde.

	U11	U22	U33	U23	U13	U12
Te (1A)	471 (4)	442 (5)	986 (6)	88 (4)	-53 (4)	51 (4)
Cl (1A)	71 (2)	67 (2)	110 (3)	-11 (2)	17 (2)	8 (2)
Cl (2A)	70 (2)	145 (4)	118 (3)	56 (3)	17 (2)	23 (3)
O (1A)	108 (9)	60 (7)	178 (12)	2 (8)	-43 (8)	2 (6)
C (1A)	44 (6)	32 (6)	89 (8)	0 (5)	8 (6)	3 (4)
C (2A)	58 (8)	73 (10)	101 (9)	27 (8)	3 (7)	14 (7)
C (3A)	74 (9)	53 (8)	104 (10)	25 (7)	19 (8)	20 (7)
C (4A)	64 (8)	87 (11)	95 (9)	41 (8)	12 (7)	29 (8)
C (5A)	59 (8)	69 (9)	90 (8)	1 (7)	-6 (7)	6 (7)
C (6A)	53 (7)	67 (8)	79 (7)	6 (6)	-6 (6)	3 (6)
C (7A)	73 (10)	82 (12)	122 (12)	-17 (10)	-18 (9)	-1 (8)
C (8A)	59 (8)	59 (8)	93 (8)	2 (7)	-10 (6)	8 (6)
C (9A)	54 (7)	82 (10)	103 (10)	6 (8)	-6 (7)	-6 (7)
C (10A)	62 (8)	86 (10)	64 (7)	-6 (6)	-5 (6)	1 (7)
C (11A)	81 (10)	113 (13)	106 (11)	35 (10)	-15 (8)	-21 (9)
Te (1B)	447 (4)	351 (4)	1000 (6)	-50 (4)	-75 (4)	-53 (3)
Cl (1B)	68 (2)	66 (2)	109 (2)	11 (2)	13 (2)	-11 (2)
Cl (2B)	73 (2)	105 (3)	116 (3)	-47 (2)	14 (2)	-18 (2)
O (1B)	115 (9)	56 (6)	164 (10)	11 (7)	-58 (8)	7 (6)
C (1B)	41 (6)	50 (7)	83 (7)	3 (6)	7 (5)	-10 (5)
C (2B)	73 (8)	28 (6)	85 (7)	-13 (5)	-10 (6)	-5 (5)
C (3B)	76 (9)	44 (7)	103 (9)	-15 (7)	17 (8)	-21 (6)
C (4B)	62 (8)	59 (8)	88 (8)	-40 (7)	8 (7)	-24 (6)
C (5B)	49 (7)	85 (10)	86 (8)	-13 (8)	2 (6)	-2 (7)
C (6B)	45 (6)	48 (7)	93 (8)	4 (6)	-3 (6)	0 (5)
C (7B)	104 (12)	54 (9)	128 (13)	-3 (8)	-49 (10)	-4 (8)
C (8B)	60 (7)	56 (8)	90 (8)	-16 (6)	-14 (6)	-5 (6)
C (9B)	54 (7)	39 (6)	107 (9)	-4 (6)	-8 (7)	1 (5)
C (10B)	59 (8)	58 (8)	83 (8)	17 (6)	-5 (6)	4 (6)
C (11B)	69 (9)	87 (11)	97 (10)	-34 (8)	-19 (7)	-4 (8)

Anisotropic temperature factors ($\text{\AA}^2 \times 10^5$ for tellurium and $\text{\AA}^2 \times 10^4$ for all other non-hydrogen atoms) with e.s.d.'s in parentheses for 2-Dichloro(butyl)telluro-N-dimethylbenzylammonium Chloride |

	U11	U22	U33	U23	U13	U12
Te(1)	275 (2)	387 (2)	296 (2)	-6 (2)	14 (1)	-21 (1)
Cl(1)	47 (1)	47 (1)	72 (1)	-12 (1)	-4 (1)	9 (1)
Cl(2)	69 (1)	39 (1)	55 (1)	-6 (1)	5 (1)	-10 (1)
Cl(3)	44 (1)	73 (1)	55 (1)	-20 (1)	-9 (1)	0 (1)
N(1)	28 (2)	57 (3)	32 (2)	10 (2)	2 (1)	4 (2)
C(1)	25 (2)	33 (2)	36 (2)	3 (2)	1 (2)	-1 (2)
C(2)	40 (2)	54 (3)	38 (2)	8 (3)	8 (2)	-1 (3)
C(3)	30 (2)	64 (3)	65 (3)	22 (3)	16 (2)	2 (3)
C(4)	28 (2)	59 (3)	73 (3)	23 (3)	-4 (2)	-6 (2)
C(5)	38 (2)	49 (3)	45 (3)	12 (3)	-4 (2)	-1 (2)
C(6)	31 (2)	27 (2)	37 (2)	4 (2)	2 (2)	0 (2)
C(7)	41 (2)	45 (3)	30 (2)	-1 (2)	2 (2)	7 (2)
C(8)	52 (3)	82 (5)	33 (2)	12 (3)	12 (2)	1 (3)
C(9)	66 (3)	45 (3)	63 (3)	-2 (3)	17 (3)	-9 (3)
C(10)	47 (3)	50 (3)	30 (2)	9 (2)	-2 (2)	-4 (3)
C(11)	65 (3)	49 (3)	36 (3)	-1 (2)	3 (2)	-13 (3)
C(12)	69 (3)	68 (4)	38 (3)	1 (3)	6 (3)	-14 (3)
C(13)	69 (4)	91 (5)	55 (3)	-12 (3)	18 (3)	-26 (4)

Anisotropic temperature factors ($\text{Å}^2 \times 10^5$ for tellurium and $\times 10^4$ for the other non-hydrogen atoms) with e.s.d.'s in parentheses for dimethyldithiocarbamate-2-(2-pyridyl)phenyltellurium(II) .

	U11	U22	U33	U23	U13	U12
Te(1)	378(3)	256(2)	453(3)	7(2)	-51(2)	-141(2)
S(1)	37(1)	40(1)	47(1)	-12(1)	-3(1)	-11(1)
S(2)	47(1)	46(1)	53(1)	-18(1)	2(1)	-14(1)
N(1)	35(2)	36(2)	42(2)	-1(2)	0(2)	-12(2)
N(2)	39(2)	54(3)	44(2)	-8(2)	-6(2)	-16(2)
C(1)	35(2)	26(2)	37(2)	0(2)	5(2)	-7(2)
C(2)	42(3)	35(3)	44(3)	10(2)	0(2)	-9(2)
C(3)	48(3)	33(3)	59(3)	16(2)	1(3)	-12(2)
C(4)	60(3)	22(2)	76(4)	6(2)	16(3)	-11(2)
C(5)	52(3)	32(3)	58(3)	-14(2)	13(2)	-18(2)
C(6)	41(2)	25(2)	40(2)	-6(2)	8(2)	-12(2)
C(7)	38(2)	38(3)	40(2)	-8(2)	7(2)	-15(2)
C(8)	65(3)	53(3)	49(3)	-13(2)	-4(2)	-27(3)
C(9)	73(4)	77(4)	53(3)	-17(3)	-14(3)	-39(3)
C(10)	58(3)	60(3)	40(3)	5(2)	-12(2)	-18(3)
C(11)	48(3)	40(3)	45(3)	0(2)	2(2)	-12(2)
C(12)	42(2)	27(2)	32(2)	2(2)	-1(2)	-14(2)
C(13)	43(3)	76(4)	64(3)	-4(3)	-15(3)	-16(3)
C(14)	73(4)	83(5)	57(3)	-31(3)	-4(3)	-38(4)

Anisotropic temperature factors ($\text{\AA}^2 \times 10^5$ for tellurium and $\text{\AA}^2 \times 10^4$ for all non-hydrogen atoms) with e.s.d.'s in parentheses for dimethyldithiocarbamate-2-(2-quinolinyl) phenyltellurium(II) .

	U11	U22	U33	U23	U13	U12
Te (1A)	429 (2)	407 (1)	483 (2)	141 (1)	51 (1)	68 (1)
S (1A)	57 (1)	41 (1)	53 (1)	11 (1)	5 (1)	13 (1)
S (2A)	74 (1)	53 (1)	53 (1)	9 (1)	-2 (1)	25 (1)
N (1A)	42 (2)	41 (2)	55 (2)	21 (2)	6 (1)	6 (1)
N (2A)	46 (2)	41 (2)	68 (2)	20 (2)	10 (2)	9 (1)
C (1A)	38 (2)	59 (2)	52 (2)	22 (2)	7 (2)	6 (2)
C (2A)	53 (3)	60 (3)	58 (3)	15 (2)	9 (2)	7 (2)
C (3A)	65 (3)	82 (4)	53 (3)	13 (3)	4 (2)	9 (3)
C (4A)	65 (3)	104 (4)	55 (3)	29 (3)	-1 (2)	13 (3)
C (5A)	59 (3)	89 (4)	61 (3)	36 (3)	4 (2)	9 (3)
C (6A)	32 (2)	70 (3)	61 (3)	29 (2)	10 (2)	10 (2)
C (7A)	33 (2)	61 (3)	63 (3)	33 (2)	9 (2)	8 (2)
C (8A)	61 (3)	72 (3)	74 (3)	44 (3)	15 (2)	8 (2)
C (9A)	61 (3)	61 (3)	92 (4)	47 (3)	15 (3)	5 (2)
C (10A)	36 (2)	49 (2)	82 (3)	29 (2)	10 (2)	5 (2)
C (11A)	43 (2)	42 (2)	64 (3)	20 (2)	7 (2)	7 (2)
C (12A)	77 (3)	46 (2)	59 (3)	21 (2)	3 (2)	8 (2)
C (13A)	92 (4)	53 (3)	63 (3)	12 (2)	8 (3)	13 (3)
C (14A)	74 (3)	49 (3)	83 (4)	10 (3)	10 (3)	2 (2)
C (15A)	61 (3)	43 (2)	101 (4)	24 (3)	15 (3)	2 (2)
C (16A)	34 (2)	44 (2)	61 (3)	19 (2)	10 (2)	11 (2)
C (17A)	73 (3)	75 (3)	78 (3)	45 (3)	14 (3)	18 (3)
C (18A)	60 (3)	40 (2)	81 (3)	16 (2)	18 (2)	10 (2)

Te (1B)	477 (2)	423 (2)	518 (2)	200 (1)	58 (1)	80 (1)
S (1B)	55 (1)	45 (1)	62 (1)	13 (1)	-2 (1)	11 (1)
S (2B)	67 (1)	55 (1)	53 (1)	17 (1)	0 (1)	11 (1)
N (1B)	52 (2)	53 (2)	67 (2)	33 (2)	18 (2)	18 (2)
N (2B)	59 (2)	45 (2)	60 (2)	19 (2)	12 (2)	13 (2)
C (1B)	47 (2)	56 (2)	59 (3)	37 (2)	2 (2)	2 (2)
C (2B)	77 (3)	65 (3)	62 (3)	33 (3)	-3 (3)	6 (2)
C (3B)	78 (4)	82 (4)	76 (4)	42 (3)	-10 (3)	7 (3)
C (4B)	83 (4)	103 (4)	81 (4)	62 (4)	-22 (3)	-16 (3)
C (5B)	51 (3)	101 (4)	103 (4)	74 (4)	10 (3)	7 (3)
C (6B)	47 (2)	69 (3)	77 (3)	50 (3)	12 (2)	9 (2)
C (7B)	50 (3)	66 (3)	95 (4)	57 (3)	28 (3)	22 (2)
C (8B)	62 (3)	77 (4)	125 (5)	56 (4)	40 (3)	37 (3)
C (9B)	96 (4)	85 (4)	144 (6)	76 (4)	80 (4)	61 (4)
C (10B)	92 (4)	53 (3)	104 (4)	48 (3)	59 (3)	33 (3)
C (11B)	71 (3)	48 (2)	72 (3)	35 (2)	33 (2)	22 (2)
C (12B)	76 (3)	49 (3)	71 (3)	20 (2)	18 (3)	19 (2)
C (13B)	118 (5)	48 (3)	70 (3)	21 (3)	21 (3)	15 (3)
C (14B)	140 (6)	49 (3)	71 (4)	21 (3)	36 (4)	10 (3)
C (15B)	121 (5)	51 (3)	104 (5)	39 (3)	71 (4)	36 (3)
C (16B)	48 (2)	48 (2)	57 (3)	27 (2)	7 (2)	5 (2)
C (17B)	59 (3)	82 (3)	95 (4)	48 (3)	9 (3)	27 (3)
C (18B)	82 (3)	46 (2)	70 (3)	8 (2)	16 (3)	19 (2)

Anisotropic temperature factors ($\text{\AA}^2 \times 10^5$ for tellurium and $\times 10^4$ for all other non-hydrogen atoms) with e.s.d.'s in parentheses for p-ethoxyphenyl[2-(2-pyridyl)phenyl]telluride.

	U11	U22	U33	U23	U13	U12
Te	630 (3)	499 (3)	434 (3)	-69 (2)	38 (2)	68 (2)
O(1)	85 (3)	84 (4)	50 (3)	2 (3)	-10 (3)	-23 (3)
N(1)	63 (3)	53 (3)	50 (3)	-1 (3)	-1 (3)	9 (3)
C(1)	55 (3)	49 (3)	36 (3)	8 (3)	10 (3)	9 (3)
C(2)	57 (4)	62 (4)	44 (4)	5 (3)	8 (3)	1 (3)
C(3)	61 (4)	76 (5)	51 (4)	18 (4)	7 (3)	11 (4)
C(4)	68 (4)	73 (5)	60 (5)	7 (4)	21 (4)	22 (4)
C(5)	74 (5)	65 (5)	46 (4)	1 (3)	19 (3)	19 (4)
C(6)	63 (4)	44 (3)	38 (3)	1 (3)	13 (3)	3 (3)
C(7)	64 (4)	58 (4)	24 (3)	4 (3)	7 (3)	5 (3)
C(8)	79 (5)	66 (5)	64 (5)	-22 (4)	20 (4)	-4 (4)
C(9)	78 (5)	87 (6)	67 (5)	-32 (5)	5 (4)	-12 (5)
C(10)	75 (5)	100 (7)	47 (4)	-12 (4)	-5 (4)	-12 (5)
C(11)	70 (5)	75 (5)	63 (5)	-2 (4)	1 (4)	8 (4)
C(12)	65 (4)	54 (4)	40 (3)	-9 (3)	7 (3)	0 (3)
C(13)	62 (4)	68 (4)	45 (4)	6 (3)	0 (3)	3 (3)
C(14)	74 (4)	51 (4)	58 (4)	3 (3)	-2 (4)	-8 (4)
C(15)	51 (4)	73 (5)	49 (4)	0 (3)	-1 (3)	-10 (3)
C(16)	82 (5)	66 (5)	53 (4)	5 (4)	3 (4)	-14 (4)
C(17)	90 (5)	52 (4)	43 (4)	-3 (3)	-4 (3)	-6 (4)
C(18)	87 (5)	88 (7)	56 (5)	-1 (4)	-12 (4)	-8 (5)
C(19)	111 (7)	108 (8)	76 (6)	4 (6)	-14 (5)	-30 (6)

APPENDIX C
HYDROGEN COORDINATES OF STUDIED
STRUCTURES

Fractional hydrogen coordinates ($\times 10^4$) and isotropic temperature factors ($\text{\AA}^2 \times 10^3$) with e.s.d.'s in parentheses for Bis[2-(2-pyridyl)phenyl]-tritelluride.

	x	y	z	Uiso
H(2)	1921	3556	3190	80(11)
H(3)	3592	3598	4088	80(11)
H(4)	4754	5147	3660	80(11)
H(5)	4244	6656	2335	80(11)
H(8)	3909	7794	1313	80(11)
H(9)	3308	9154	-63	80(11)
H(10)	1620	8974	-902	80(11)
H(11)	532	7433	-366	80(11)

Fractional hydrogen coordinates ($\times 10^4$) and isotropic temperature factors ($\text{\AA}^2 \times 10^3$) with e.s.d.'s in parentheses for Bis-[2-(N-hydroxy)iminophenyl] Ditelluride.

	x	y	z	Uiso
H(2)	-1633	3928	1751	72 (10)
H(3)	-2234	4342	3060	72 (10)
H(4)	-2086	1548	4135	72 (10)
H(5)	-1181	-1482	3975	72 (10)
H(7)	-387	-3719	3176	123 (22)
H(9)	-2348	182	421	72 (10)
H(10)	-3878	-963	39	72 (10)
H(11)	-4909	1493	-839	72 (10)
H(12)	-4367	4462	-1517	72 (10)
H(14)	-3342	6995	-1709	123 (22)
H(15)	425	4335	2235	183 (72)
H(16)	-2454	9429	-1977	205 (76)

Fractional hydrogen coordinates ($\times 10^4$) and isotropic temperature factors ($\text{\AA}^2 \times 10^3$) with e.s.d.'s in parentheses for 2-(2-pyridyl)phenyltellurium(IV) tribromide .

	x	y	z	Uiso
H(2)	-5584	4462	8110	58(33)
H(3)	-7357	5825	9476	58(33)
H(4)	-6254	8536	9804	58(33)
H(5)	-2891	9285	9123	58(33)
H(8)	-299	10296	8145	187(84)
H(9)	3177	10671	7234	187(84)
H(10)	4296	9198	5759	187(84)
H(11)	2929	6487	5884	187(84)

Fractional hydrogen coordinates ($\times 10^4$) and isotropic temperature factors ($\text{\AA}^2 \times 10^3$) with e.s.d.'s in parentheses for (2-N,N-dimethylbenzylamine-C,N')tellurium(IV) tribromide .

	x	y	z	Uiso
H(2)	1887	2227	2217	58(28)
H(3)	2095	644	2506	58(28)
H(4)	1845	-17	4704	58(28)
H(5)	1152	838	6747	58(28)
H(7A)	1353	2309	7857	52(36)
H(7B)	-149	2753	6842	52(36)
H(8A)	3775	2885	6702	116(38)
H(8B)	3406	3220	8388	116(38)
H(8C)	3857	3993	7146	116(38)
H(9A)	-64	4228	7189	116(38)
H(9B)	1605	4788	7423	116(38)
H(9C)	1154	4015	8665	116(38)

Fractional atomic coordinates ($\times 10^4$) and isotropic temperature factors ($\text{\AA}^2 \times 10^3$) with e.s.d.'s in parentheses for 2-Dichloro(butyl)-tellurobenzaldehyde.

	x	y	z	Uiso
H(2A)	1646	5780	655	77(19)
H(3A)	1031	8051	29	77(19)
H(4A)	190	7531	-1055	77(19)
H(5A)	-4	4714	-1551	77(19)
H(7A)	196	1908	-1516	97(44)
H(8A1)	2076	4076	1742	80(16)
H(8A2)	2531	4358	839	80(16)
H(9A1)	3088	1838	1185	80(16)
H(9A2)	2621	1488	2068	80(16)
H(10A)	3429	4442	1871	80(16)
H(A10)	3001	3943	2776	80(16)
H(11A)	4096	3184	3032	136(36)
H(A11)	4051	1929	2103	136(36)
H(1A1)	3623	1431	3007	136(36)
H(2B)	8427	10270	4390	77(22)
H(3B)	9048	12419	5059	77(22)
H(4B)	9844	11850	6164	77(22)
H(5B)	10012	9009	6668	77(22)
H(7B)	9817	6172	6565	97(30)
H(8B1)	7994	8518	3242	80(19)
H(8B2)	7553	8854	4155	80(19)
H(9B1)	6974	6360	3824	80(19)
H(9B2)	7412	6041	2907	80(19)
H(10B)	6606	8934	3209	80(19)
H(B10)	7034	8576	2286	80(19)
H(11B)	5949	7865	2006	136(32)
H(B11)	5992	6473	2879	136(32)
H(1B1)	6420	6115	1957	136(32)

Fractional atomic coordinates ($\times 10^4$) and isotropic temperature factors ($\text{\AA}^2 \times 10^3$) with e.s.d.'s in parentheses for 2-Dichloro(butyl)telluro-N-dimethylbenzyl ammonium Chloride

	x	y	z	Uiso
H(1)	2699	3390	-1642	50 (15)
H(2)	2244	1417	2143	74 (9)
H(3)	587	1378	1567	74 (9)
H(4)	181	1538	-109	74 (9)
H(5)	1416	1745	-1195	74 (9)
H(7A)	3961	1613	-529	82 (7)
H(7B)	3150	708	-1337	82 (7)
H(8A)	4525	2887	-2029	105 (8)
H(8B)	3751	4205	-2647	105 (8)
H(8C)	3545	2123	-2688	105 (8)
H(9A)	4210	4468	-566	105 (8)
H(9B)	3036	4818	-311	105 (8)
H(9C)	3489	5713	-1292	105 (8)
H(10A)	4583	-30	2924	82 (7)
H(10B)	3373	-182	2610	82 (7)
H(11A)	4337	2673	3499	82 (7)
H(11B)	3123	2436	3229	82 (7)
H(12A)	4323	438	4552	82 (7)
H(12B)	3132	40	4237	82 (7)
H(13A)	3323	1411	5732	105 (8)
H(13B)	2710	2606	4891	105 (8)
H(13C)	3901	3004	5206	105 (8)

Fractional atomic coordinates ($\times 10^4$) and isotropic temperature factors ($\text{Å}^2 \times 10^3$) with e.s.d.'s in parentheses for dimethyldithiocarbamate-2-(2-pyridyl)phenyltellurium(II).

	x	y	z	Uiso
H(13A)	3475	3219	-52	299(59)
H(13B)	3668	4824	606	299(59)
H(13C)	3490	3198	1593	299(59)
H(14A)	5532	1567	-866	116(19)
H(14B)	7235	197	109	116(19)
H(14C)	7397	1835	-871	116(19)
H(2)	8909	4579	1277	76(21)
H(3)	9113	6997	893	152(42)
H(4)	10444	7878	2249	55(16)
H(5)	11918	6118	4042	72(22)
H(8)	13575	4285	5539	111(29)
H(9)	14807	2119	7161	134(36)
H(10)	14728	-287	7199	85(23)
H(11)	13023	-860	5818	39(13)

Fractional atomic coordinates ($\times 10^4$) and isotropic temperature factors ($\text{\AA}^2 \times 10^3$) with e.s.d.'s in parentheses for dimethyldithiocarbamate-2-(2-quinolinyl)phenyltellurium(II) .

	x	y	z	Uiso
H(2A)	4426	9132	1814	84 (5)
H(3A)	5375	9271	3218	84 (5)
H(4A)	5107	7802	3509	84 (5)
H(5A)	4018	6168	2373	84 (5)
H(8A)	2947	4841	1421	84 (5)
H(9A)	1865	3328	221	84 (5)
H(12A)	2513	5580	-1574	84 (5)
H(13A)	1440	4057	-2827	84 (5)
H(14A)	550	2507	-2717	84 (5)
H(15A)	947	2425	-1374	84 (5)
H(A17)	1663	10972	-1081	196 (15)
H(217)	577	9740	-1579	196 (15)
H(317)	2959	10016	-1586	196 (15)
H(A18)	2122	11612	173	196 (15)
H(218)	3774	11149	632	196 (15)
H(318)	1423	10913	721	196 (15)
H(2B)	4374	8787	6892	104 (6)
H(3B)	7223	9134	7830	104 (6)
H(4B)	9660	8114	7376	104 (6)
H(5B)	9261	6701	6011	104 (6)
H(8B)	8885	5562	4837	104 (6)
H(9B)	8066	4160	3531	104 (6)
H(12B)	1328	5503	3501	104 (6)
H(13B)	349	4074	2173	104 (6)
H(14B)	2561	2894	1547	104 (6)
H(15B)	5648	3152	2232	104 (6)
H(17B)	-3425	10287	5696	155 (12)
H(172)	-3856	8989	5182	155 (12)
H(173)	-2620	9666	4727	155 (12)

H(18B)	-1561	10885	6725	155 (12)
H(182)	761	10745	6590	155 (12)
H(183)	-504	10060	7029	155 (12)

Fractional atomic coordinates ($\times 10^4$) and isotropic temperature factors ($\text{\AA}^2 \times 10^3$) with e.s.d.'s in parentheses for p-ethoxyphenyl-[2-(2-pyridyl)phenyl] telluride.

	x	y	z	Uiso
H(2)	3484	-510	-669	80 (7)
H(3)	4800	-1372	-1875	80 (7)
H(4)	4386	-2337	-4208	80 (7)
H(5)	2694	-2514	-5213	80 (7)
H(8)	1204	-2932	-5134	80 (7)
H(9)	-527	-3023	-6146	80 (7)
H(10)	-1644	-1849	-5820	80 (7)
H(11)	-984	-625	-4382	80 (7)
H(13)	2252	1404	-386	80 (7)
H(14)	3194	2008	2041	80 (7)
H(16)	3105	-251	4726	80 (7)
H(17)	2122	-851	2277	80 (7)
H(18A)	3296	668	7011	114 (24)
H(18B)	4370	292	6000	114 (24)
H(19A)	4795	892	8508	174 (29)
H(19B)	4189	1824	8084	174 (29)
H(19C)	5266	1560	6933	174 (29)

APPENDIX D

STRUCTURE FACTORS OF STUDIED
STRUCTURES

OBSERVED AND CALCULATED STRUCTURE FACTORS FOR Bis[2-(2-pyridyl)phenyl]trinitelluride

H	K	L	10FO	10FC	H	K	L	10FO	10FC	H	K	L	10FO	10FC	H	K	L	10FO	10FC	H	K	L	10FO	10FC
4	0	0	590	772	8	4	0	1593	-1539	6	10	0	355	-360	-8	3	1	136	150	10	5	1	281	285
6	0	0	899	-1035	10	4	0	274	-260	1	11	0	583	-627	-6	3	1	438	-389	14	5	1	223	214
8	0	0	640	-710	12	4	0	398	412	-16	1	1	185	-171	-4	3	1	168	-171	-9	6	1	441	406
10	0	0	200	196	14	4	0	509	525	-14	1	1	267	-249	-2	3	1	1159	1080	-7	6	1	751	719
12	0	0	1140	1135	1	5	0	3217	-3109	-12	1	1	420	-426	0	3	1	819	758	-5	6	1	861	843
14	0	0	1113	1028	3	5	0	808	-824	-10	1	1	517	-562	2	3	1	975	872	-3	6	1	790	781
16	0	0	588	500	7	5	0	858	793	-8	1	1	909	-1169	4	3	1	495	489	-1	6	1	230	227
1	1	0	3738	-3525	9	5	0	280	257	-6	1	1	886	-1076	6	3	1	160	156	1	6	1	313	-309
3	1	0	1921	-1863	11	5	0	382	-371	-4	1	1	1646	-1694	8	3	1	165	-120	3	6	1	244	244
5	1	0	545	639	13	5	0	787	-771	-2	1	1	2631	-2556	14	3	1	165	205	5	6	1	266	250
7	1	0	1696	2046	0	6	0	2625	2570	0	1	1	708	-669	-15	4	1	269	-287	7	6	1	706	698
9	1	0	717	843	2	6	0	1773	1777	2	1	1	1398	-1314	-13	4	1	553	-583	9	6	1	457	421
11	1	0	345	-406	4	6	0	537	547	4	1	1	1229	-1302	-11	4	1	567	-553	11	6	1	484	441
13	1	0	963	-960	6	6	0	659	-624	6	1	1	1326	-1476	-9	4	1	615	-622	-10	7	1	246	-231
15	1	0	768	-662	8	6	0	661	-634	8	1	1	517	-663	-7	4	1	454	-476	-8	7	1	783	-766
0	2	0	2490	2183	10	6	0	232	219	10	1	1	550	-638	-5	4	1	558	-546	-6	7	1	1193	-1206
2	2	0	1401	1221	12	6	0	666	628	12	1	1	430	-454	-3	4	1	1511	-1390	-4	7	1	860	-876
4	2	0	1364	-1334	14	6	0	621	580	14	1	1	211	-203	-1	4	1	1356	-1330	-2	7	1	814	-824
6	2	0	3256	-3298	1	7	0	1108	-1125	16	1	1	143	-119	1	4	1	2034	-1904	0	7	1	219	-225
8	2	0	2067	-2212	3	7	0	97	-115	-15	2	1	183	183	3	4	1	1763	-1643	2	7	1	120	-103
10	2	0	608	-692	5	7	0	690	666	-13	2	1	222	209	5	4	1	1076	-1060	4	7	1	481	-477
12	2	0	221	256	7	7	0	1070	1061	-9	2	1	1047	1159	7	4	1	647	-599	6	7	1	709	-711
14	2	0	540	542	9	7	0	489	488	-7	2	1	766	796	11	4	1	402	-394	8	7	1	779	-743
16	2	0	145	137	0	8	0	406	436	-5	2	1	1124	1111	13	4	1	305	-308	10	7	1	699	-673
1	3	0	1088	-972	2	8	0	151	158	-3	2	1	1548	1485	15	4	1	260	-265	12	7	1	160	-147
3	3	0	563	594	4	8	0	816	-821	-1	2	1	1451	1345	-14	5	1	323	321	-7	8	1	524	545
5	3	0	2501	2433	6	8	0	1199	-1176	1	2	1	1006	948	-12	5	1	403	395	-5	8	1	500	490
7	3	0	3075	3002	8	8	0	994	-976	3	2	1	969	903	-10	5	1	329	317	-3	8	1	467	487
9	3	0	1533	1554	10	8	0	281	-280	5	2	1	905	921	-8	5	1	207	202	-1	8	1	193	-196
11	3	0	389	407	1	9	0	339	-355	7	2	1	753	773	-4	5	1	224	-186	1	8	1	298	-302
13	3	0	317	-336	3	9	0	139	146	9	2	1	799	847	-2	5	1	921	851	3	8	1	182	-191
15	3	0	318	-334	5	9	0	581	594	11	2	1	409	464	0	5	1	1127	1119	7	8	1	411	412
0	4	0	2482	2343	7	9	0	812	826	13	2	1	167	158	2	5	1	1277	1254	9	8	1	308	303
2	4	0	1874	1740	9	9	0	482	471	15	2	1	107	115	4	5	1	984	915	11	8	1	271	257
4	4	0	910	-826	0	10	0	774	822	-14	3	1	282	304	6	5	1	218	206	-2	9	1	337	351
6	4	0	1984	-1896	2	10	0	414	421	-10	3	1	462	521	8	5	1	282	-283	0	9	1	723	770

OBSERVED AND CALCULATED STRUCTURE FACTORS

H	K	L	10FO	10FC	H	K	L	10FO	10FC	H	K	L	10FO	10FC	H	K	L	10FO	10FC	H	K	L	10FO	10FC
2	9	1	798	834	11	1	2	697	-751	-12	4	2	864	-896	6	6	2	717	-717	9	9	2	539	-514
4	9	1	495	520	13	1	2	101	-82	+10	4	2	898	-883	8	6	2	347	321	-6	10	2	171	194
8	9	1	111	-107	15	1	2	460	422	-8	4	2	112	-93	10	6	2	382	379	-4	10	2	358	388
-3	10	1	159	-175	-16	2	2	481	404	-6	4	2	1734	1677	12	6	2	136	105	-2	10	2	274	298
-1	10	1	558	-605	-14	2	2	100	-90	-4	4	2	2446	2283	-13	7	2	288	276	0	10	2	497	-530
1	10	1	582	-633	-12	2	2	517	-575	-2	4	2	1820	1718	-11	7	2	610	575	2	10	2	543	-566
3	10	1	579	-620	-10	2	2	764	-880	0	4	2	600	-536	-9	7	2	383	369	4	10	2	511	-538
5	10	1	322	-328	-8	2	2	239	240	2	4	2	2100	-1955	-7	7	2	508	-500	6	10	2	109	-125
0	11	1	324	373	-6	2	2	2753	2767	4	4	2	2133	-1978	-5	7	2	996	-1015	-16	1	3	325	256
-14	0	2	703	-629	-4	2	2	4113	3988	6	4	2	180	-163	-3	7	2	1278	-1267	-14	1	3	293	280
-12	0	2	1615	-1608	-2	2	2	4720	4313	8	4	2	1400	1345	-1	7	2	354	-332	-12	1	3	621	642
-10	0	2	2180	-2326	0	2	2	2189	-1835	10	4	2	941	899	1	7	2	995	986	-10	1	3	454	516
-8	0	2	1073	-1241	2	2	2	1943	-1705	12	4	2	475	452	3	7	2	888	920	-8	1	3	565	690
-6	0	2	719	795	4	2	2	1433	-1303	14	4	2	144	-119	5	7	2	566	556	-6	1	3	1348	1541
-4	0	2	1149	1535	6	2	2	269	298	-15	5	2	203	201	7	7	2	250	-242	-4	1	3	2107	2155
-2	0	2	529	660	8	2	2	1576	1658	-13	5	2	697	674	9	7	2	696	-664	-2	1	3	466	449
0	0	2	3827	-3312	10	2	2	1418	1602	-11	5	2	1361	1341	11	7	2	563	-531	0	1	3	2547	2188
6	0	2	414	-523	12	2	2	662	744	-9	5	2	1184	1118	-10	8	2	190	-181	2	1	3	1572	1455
8	0	2	89	-61	-15	3	2	276	-276	-5	5	2	785	-739	-8	8	2	265	271	4	1	3	975	976
10	0	2	754	786	-13	3	2	375	427	-3	5	2	807	-776	-6	8	2	1063	1051	6	1	3	722	794
12	0	2	245	251	-11	3	2	322	350	-1	5	2	527	508	-4	8	2	1528	1554	8	1	3	594	738
14	0	2	531	-501	-9	3	2	287	278	1	5	2	2734	2633	-2	8	2	1091	1102	10	1	3	379	448
16	0	2	584	-511	-7	3	2	2041	-1932	3	5	2	2408	2334	0	8	2	219	237	12	1	3	420	460
-17	1	2	346	-286	-5	3	2	3360	-3238	5	5	2	1779	1719	2	8	2	254	-267	14	1	3	166	164
-13	1	2	1051	1006	-3	3	2	4306	-4027	9	5	2	234	-248	4	8	2	363	-377	-17	2	3	250	-199
-11	1	2	1505	1617	-1	3	2	1224	-1209	11	5	2	636	-609	6	8	2	247	245	-15	2	3	291	-274
-9	1	2	1022	1277	1	3	2	167	130	13	5	2	145	110	8	8	2	913	877	-13	2	3	302	-318
-7	1	2	523	-595	3	3	2	1188	1089	-14	6	2	386	-355	10	8	2	641	594	-11	2	3	196	-213
-5	1	2	1817	-1948	5	3	2	567	485	-12	6	2	905	-850	-7	9	2	418	-431	-9	2	3	514	-548
-3	1	2	1455	-1415	7	3	2	1336	-1311	-10	6	2	1254	-1183	-5	9	2	869	-917	-7	2	3	841	-877
-1	1	2	69	-71	9	3	2	1825	-1834	-8	6	2	688	-654	-3	9	2	884	-908	-5	2	3	1870	-1732
1	1	2	3017	2652	11	3	2	1221	-1268	-6	6	2	428	416	-1	9	2	351	-402	-3	2	3	427	288
3	1	2	3768	3693	13	3	2	414	-440	-4	6	2	936	888	1	9	2	133	142	-1	2	3	4013	-3547
5	1	2	2326	2359	15	3	2	138	140	0	6	2	1074	-1090	3	9	2	398	413	1	2	3	508	-501
7	1	2	181	-203	-16	4	2	300	301	2	6	2	2676	-2621	5	9	2	157	167	3	2	3	688	-665
9	1	2	976	-1203	-14	4	2	149	-167	4	6	2	1784	-1750	7	9	2	410	-402	5	2	3	516	-522

OBSERVED AND CALCULATED STRUCTURE FACTORS

H	K	L	10FO	10FC	H	K	L	10FO	10FC	H	K	L	10FO	10FC	H	K	L	10FO	10FC	H	K	L	10FO	10FC
7	2	3	623	-655	-8	5	3	756	-727	3	8	3	146	156	-9	1	4	1955	-2371	1	3	4	2167	2053
9	2	3	446	-450	-6	5	3	252	-257	5	8	3	264	279	-5	1	4	573	-668	3	3	4	654	591
11	2	3	386	-440	-2	5	3	116	-109	9	8	3	121	-119	-3	1	4	1654	1534	5	3	4	962	-861
13	2	3	243	-260	0	5	3	506	-478	-10	9	3	405	-410	-1	1	4	2495	2161	7	3	4	831	-783
15	2	3	121	-120	2	5	3	714	-707	-8	9	3	510	-523	1	1	4	1286	1107	9	3	4	342	355
-14	3	3	145	-143	4	5	3	1088	-1056	-2	9	3	134	142	3	1	4	1327	-1228	11	3	4	923	945
-12	3	3	141	-172	6	5	3	827	-760	0	9	3	256	-252	5	1	4	2947	-2980	13	3	4	738	792
-10	3	3	404	-445	8	5	3	255	-223	2	9	3	503	-529	7	1	4	1543	-1753	-16	4	4	518	-518
-8	3	3	487	-512	-13	6	3	93	-86	4	9	3	666	-692	9	1	4	260	-267	-14	4	4	534	-553
-6	3	3	631	-589	-9	6	3	96	74	6	9	3	498	-492	11	1	4	361	403	-10	4	4	837	815
-4	3	3	699	591	-7	6	3	314	-289	8	9	3	166	-152	13	1	4	608	606	-8	4	4	1729	1658
-2	3	3	643	613	-5	6	3	853	-805	-7	10	3	321	309	15	1	4	194	163	-6	4	4	614	575
0	3	3	1184	-1060	-3	6	3	1030	-1019	-5	10	3	137	131	-16	2	4	796	-693	-4	4	4	1053	-1028
2	3	3	527	-509	-1	6	3	863	-855	-3	10	3	113	-147	-14	2	4	964	-969	-2	4	4	2918	-2681
4	3	3	679	-597	1	6	3	430	-421	-1	10	3	210	216	-12	2	4	278	-301	0	4	4	2326	-2189
6	3	3	573	-560	5	6	3	133	111	1	10	3	293	305	-10	2	4	640	740	2	4	4	81	32
8	3	3	132	-121	7	6	3	146	-151	3	10	3	537	564	-8	2	4	1239	1295	4	4	4	1251	1145
12	3	3	88	88	9	6	3	244	-225	5	10	3	516	543	-6	2	4	414	376	6	4	4	1641	1555
-15	4	3	135	146	11	6	3	452	-421	-16	0	4	398	-318	-4	2	4	1944	-1799	8	4	4	359	350
-13	4	3	440	462	13	6	3	235	-208	-14	0	4	102	-86	-2	2	4	5424	-4912	10	4	4	338	-357
-11	4	3	961	952	-12	7	3	116	100	-12	0	4	170	147	0	2	4	3665	-3274	12	4	4	647	-619
-9	4	3	794	772	-8	7	3	308	306	-10	0	4	2347	2433	2	2	4	1260	-1113	14	4	4	308	-314
-7	4	3	935	951	-6	7	3	757	731	-8	0	4	3032	3511	4	2	4	1696	1469	-15	5	4	200	199
-5	4	3	1138	1104	-4	7	3	1123	1132	-6	0	4	1783	2233	6	2	4	1101	1039	-11	5	4	762	-732
-3	4	3	451	446	-2	7	3	1296	1338	-4	0	4	128	167	8	2	4	339	306	-9	5	4	2000	-1922
-1	4	3	946	890	0	7	3	1075	1069	-2	0	4	1883	-2296	10	2	4	601	-669	-7	5	4	1812	-1773
1	4	3	1519	1447	2	7	3	161	172	0	0	4	607	-497	12	2	4	789	-906	-5	5	4	721	-684
3	4	3	1368	1301	4	7	3	84	72	2	0	4	1243	1415	14	2	4	447	-491	-3	5	4	533	467
5	4	3	1480	1374	6	7	3	163	182	8	0	4	1278	1464	-15	3	4	894	893	-1	5	4	995	950
7	4	3	919	855	8	7	3	533	500	10	0	4	92	101	-13	3	4	722	816	3	5	4	1330	-1274
9	4	3	332	330	10	7	3	401	373	12	0	4	534	-547	-11	3	4	119	-109	5	5	4	2062	-1987
11	4	3	150	151	-9	8	3	284	299	14	0	4	217	-207	-9	3	4	756	-742	7	5	4	1434	-1340
13	4	3	89	114	-7	8	3	146	-155	-17	1	4	371	317	-7	3	4	276	-297	9	5	4	582	-575
-14	5	3	134	-152	-5	8	3	376	-390	-15	1	4	774	689	-5	3	4	842	806	11	5	4	322	328
-12	5	3	367	-357	-3	8	3	697	-739	-13	1	4	102	-91	-3	3	4	3830	3502	13	5	4	309	309
-10	5	3	703	-682	-1	8	3	444	-476	-11	1	4	703	-728	-1	3	4	4235	3917	-14	6	4	130	-131

OBSERVED AND CALCULATED STRUCTURE FACTORS

-12	6	4	344	336	-7	9	4	149	-153	-1	2	5	1524	1381	-2	5	5	364	-308	5	8	5	122	-106
-10	6	4	1135	1048	-5	9	4	203	222	1	2	5	1643	1443	0	5	5	87	68	7	8	5	202	-202
-8	6	4	1717	1649	-3	9	4	712	743	3	2	5	1234	1120	2	5	5	297	279	9	8	5	156	-129
-6	6	4	1274	1227	-1	9	4	1128	1183	5	2	5	130	119	4	5	5	423	416	-8	9	5	553	568
-4	6	4	190	195	1	9	4	448	480	7	2	5	509	532	6	5	5	680	642	-6	9	5	526	543
-2	6	4	914	-887	5	9	4	312	-336	9	2	5	265	274	8	5	5	541	513	-4	9	5	512	537
0	6	4	661	-616	7	9	4	221	-230	11	2	5	158	173	10	5	5	242	212	0	9	5	140	-154
2	6	4	538	519	-6	10	4	391	402	13	2	5	205	216	-13	6	5	361	340	2	9	5	124	115
4	6	4	1684	1626	-2	10	4	329	-351	-10	3	5	302	301	-11	6	5	269	267	4	9	5	362	360
6	6	4	1795	1734	0	10	4	265	-311	-8	3	5	646	671	-7	6	5	108	-51	6	9	5	384	393
8	6	4	389	365	2	10	4	104	95	-6	3	5	799	770	-5	6	5	153	146	-5	10	5	497	-516
10	6	4	159	152	4	10	4	458	481	-2	3	5	218	238	-3	6	5	649	622	-3	10	5	212	-216
12	6	4	266	-258	-16	1	5	362	-300	0	3	5	313	283	-1	6	5	935	916	3	10	5	157	-159
-13	7	4	260	251	-14	1	5	346	-309	2	3	5	421	-359	1	6	5	888	860	-16	0	6	306	-254
-11	7	4	243	-241	-12	1	5	705	-720	4	3	5	447	434	3	6	5	548	540	-14	0	6	310	316
-9	7	4	812	-784	-10	1	5	594	-710	6	3	5	469	433	5	6	5	86	70	-12	0	6	667	661
-7	7	4	674	-636	-8	1	5	740	-876	8	3	5	484	447	7	6	5	159	-153	-10	0	6	251	-280
-5	7	4	92	68	-6	1	5	531	-602	-15	4	5	163	-143	11	6	5	128	114	-8	0	6	1757	-2010
-3	7	4	989	979	-4	1	5	1745	-1707	-13	4	5	197	-193	-12	7	5	430	-395	-2	0	6	1158	-1364
-1	7	4	1358	1369	-2	1	5	2122	-1889	-11	4	5	699	-693	-10	7	5	366	-322	0	0	6	1362	1148
1	7	4	573	556	0	1	5	1410	-1259	-9	4	5	954	-935	-6	7	5	281	-276	2	0	6	1408	1365
3	7	4	210	-210	2	1	5	1161	-1096	-7	4	5	1379	-1310	-4	7	5	627	-601	4	0	6	183	-222
5	7	4	952	-954	4	1	5	1257	-1209	-5	4	5	862	-907	-2	7	5	906	-935	6	0	6	1230	-1585
7	7	4	412	-405	6	1	5	513	-553	-3	4	5	2071	-1968	0	7	5	1280	-1296	8	0	6	1455	-1708
9	7	4	219	-207	8	1	5	380	-450	-1	4	5	310	213	2	7	5	955	-950	10	0	6	992	-1053
11	7	4	443	426	10	1	5	282	-366	1	4	5	993	-924	4	7	5	385	-380	12	0	6	220	-207
-12	8	4	256	-244	12	1	5	223	-232	3	4	5	842	-797	8	7	5	195	-189	14	0	6	199	186
-8	8	4	403	406	14	1	5	206	-189	5	4	5	1044	-987	10	7	5	121	-111	-17	1	6	350	270
-6	8	4	107	-141	-17	2	5	242	208	7	4	5	729	-677	-11	8	5	135	108	-15	1	6	501	-449
-4	8	4	837	-857	-15	2	5	438	396	9	4	5	755	-704	-9	8	5	111	-131	-13	1	6	654	-639
-2	8	4	1658	-1689	-13	2	5	357	354	11	4	5	201	-200	-7	8	5	265	-284	-11	1	6	658	-711
0	8	4	1112	-1127	-11	2	5	451	528	-12	5	5	129	128	-5	8	5	148	-161	-9	1	6	606	675
2	8	4	571	-587	-9	2	5	485	524	-10	5	5	423	406	-3	8	5	567	584	-7	1	6	1621	1912
4	8	4	164	170	-7	2	5	682	708	-8	5	5	869	858	-1	8	5	296	297	-5	1	6	3275	3465
6	8	4	293	289	-5	2	5	800	711	-6	5	5	985	955	1	8	5	643	666	-3	1	6	1425	1416
-9	9	4	268	-263	-3	2	5	1237	1140	-4	5	5	745	743	3	8	5	236	262	-1	1	6	1011	-858

OBSERVED AND CALCULATED STRUCTURE FACTORS

H	K	L	10FO	10FC	H	K	L	10FO	10FC	H	K	L	10FO	10FC	H	K	L	10FO	10FC					
1	1	6	1961	-1730	13	3	6	319	-378	2	6	6	762	726	-10	1	7	705	802	8	3	7	379	-405
3	1	6	1692	-1505	-16	4	6	140	134	6	6	6	979	-938	-8	1	7	871	1048	10	3	7	184	-146
5	1	6	368	339	-14	4	6	619	648	8	6	6	933	-883	-6	1	7	794	895	-15	4	7	277	276
7	1	6	1408	1558	-12	4	6	933	909	10	6	6	604	-554	-4	1	7	928	895	-13	4	7	291	301
9	1	6	944	1117	-10	4	6	606	571	-13	7	6	588	-557	-2	1	7	1617	1452	-11	4	7	293	254
11	1	6	491	558	-8	4	6	674	-654	-11	7	6	532	-484	0	1	7	666	629	-9	4	7	664	617
13	1	6	159	-175	-6	4	6	1562	-1479	-7	7	6	772	770	2	1	7	1423	1267	-7	4	7	1132	1090
-16	2	6	298	260	-4	4	6	2314	-2155	-5	7	6	824	796	4	1	7	1002	959	-5	4	7	1119	1101
-14	2	6	873	871	-2	4	6	1034	960	-3	7	6	410	440	6	1	7	527	543	-3	4	7	1774	1684
-12	2	6	1513	1719	0	4	6	1995	1850	-1	7	6	683	-680	8	1	7	237	270	-1	4	7	988	971
-10	2	6	913	1021	2	4	6	2150	1982	1	7	6	1052	-1058	10	1	7	246	310	1	4	7	552	550
-8	2	6	706	-712	4	4	6	615	607	3	7	6	845	-851	12	1	7	122	149	3	4	7	113	110
-6	2	6	1319	-1269	6	4	6	706	-661	7	7	6	408	400	-17	2	7	152	-128	5	4	7	780	746
-4	2	6	1206	-1072	8	4	6	724	-683	9	7	6	549	534	-15	2	7	378	-363	7	4	7	265	245
-2	2	6	1156	1038	10	4	6	585	-547	-10	8	6	531	504	-13	2	7	365	-394	9	4	7	526	499
0	2	6	3530	3171	-13	5	6	420	-419	-6	8	6	297	-309	-11	2	7	574	-653	11	4	7	381	353
2	2	6	3307	2991	-11	5	6	321	-297	-4	8	6	293	-293	-9	2	7	662	-731	-10	5	7	84	-89
4	2	6	1379	1280	-9	5	6	801	777	-2	8	6	628	636	-7	2	7	729	-760	-8	5	7	457	-418
6	2	6	332	-308	-7	5	6	1889	1796	0	8	6	1208	1228	-5	2	7	766	-705	-6	5	7	817	-793
8	2	6	846	-835	-5	5	6	2441	2344	2	8	6	1167	1183	-3	2	7	294	-283	-4	5	7	967	-971
10	2	6	441	-489	-3	5	6	1156	1141	4	8	6	604	603	-1	2	7	1560	-1387	-2	5	7	779	-764
12	2	6	213	235	-1	5	6	161	143	8	8	6	188	-192	1	2	7	850	-784	0	5	7	258	-291
14	2	6	358	369	1	5	6	789	-752	-9	9	6	107	-98	3	2	7	1108	-1007	2	5	7	211	205
-15	3	6	671	-664	3	5	6	716	-683	-7	9	6	161	160	5	2	7	559	-512	4	5	7	99	-110
-13	3	6	1203	-1330	5	5	6	495	489	-5	9	6	294	294	7	2	7	445	-436	6	5	7	173	-180
-11	3	6	1467	-1561	7	5	6	1201	1145	-3	9	6	102	100	9	2	7	133	-171	8	5	7	361	-349
-9	3	6	465	-474	9	5	6	1085	1014	-1	9	6	662	-691	-16	3	7	183	-170	10	5	7	292	-266
-7	3	6	685	654	11	5	6	440	393	1	9	6	762	-800	-12	3	7	98	98	-13	6	7	398	-383
-5	3	6	567	528	-14	6	6	240	227	3	9	6	681	-716	-10	3	7	85	49	-11	6	7	501	-493
-3	3	6	116	122	-12	6	6	224	189	-6	10	6	539	-555	-8	3	7	342	-339	-9	6	7	438	-411
-1	3	6	2664	-2384	-10	6	6	116	121	-4	10	6	477	-469	-6	3	7	784	-729	-7	6	7	133	-150
1	3	6	3339	-3094	-8	6	6	1225	-1200	0	10	6	163	175	-4	3	7	693	-680	-5	6	7	128	107
3	3	6	2694	-2532	-6	6	6	1922	-1865	2	10	6	327	360	-2	3	7	256	-272	-3	6	7	106	-102
5	3	6	604	-583	-4	6	6	1773	-1726	-16	1	7	143	128	0	3	7	105	-130	-1	6	7	240	-229
7	3	6	326	316	-2	6	6	462	-454	-14	1	7	674	651	2	3	7	230	-197	1	6	7	706	-681
9	3	6	743	731	0	6	6	447	420	-12	1	7	475	467	4	3	7	292	247	3	6	7	753	-708

OBSERVED AND CALCULATED STRUCTURE FACTORS

PAGE 6

H	K	L	10FO	10FC	H	K	L	10FO	10FC	H	K	L	10FO	10FC	H	K	L	10FO	10FC	H	K	L	10FO	10FC
5	6	7	498	-480	4	0	8	977	-1167	-9	3	8	1995	2007	-14	6	8	362	324	-2	10	8	534	542
-12	7	7	531	492	6	0	8	254	-288	-7	3	8	1354	1298	-10	6	8	484	-454	-16	1	9	245	-189
-10	7	7	748	731	8	0	8	494	582	-5	3	8	106	-107	-8	6	8	155	-164	-14	1	9	377	-329
-8	7	7	456	439	10	0	8	799	881	-3	3	8	1007	-926	-6	6	8	297	306	-12	1	9	573	-599
-6	7	7	295	269	12	0	8	574	561	-1	3	8	466	-430	-4	6	8	2502	2474	-10	1	9	787	-909
-4	7	7	141	-162	-17	1	8	845	-652	1	3	8	944	872	-2	6	8	1327	1297	-8	1	9	509	-597
-2	7	7	683	665	-15	1	8	558	-473	3	3	8	2425	2258	0	6	8	873	866	-6	1	9	1079	-1161
0	7	7	678	682	-11	1	8	900	946	5	3	8	1888	1776	2	6	8	162	-124	-4	1	9	906	-890
2	7	7	851	867	-9	1	8	787	992	7	3	8	745	716	4	6	8	534	-501	-2	1	9	812	-731
4	7	7	726	716	-7	1	8	345	414	11	3	8	424	-412	6	6	8	243	-247	0	1	9	1022	-911
6	7	7	380	360	-5	1	8	1920	-1927	-16	4	8	358	352	8	6	8	305	282	2	1	9	694	-666
-11	8	7	372	-332	-3	1	8	3254	-3042	-14	4	8	137	123	10	6	8	518	472	4	1	9	505	-495
-9	8	7	215	-205	-1	1	8	1764	-1655	-12	4	8	578	-555	-11	7	8	714	681	6	1	9	745	-776
-5	8	7	214	226	1	1	8	381	-373	-10	4	8	1462	-1403	-9	7	8	679	643	8	1	9	161	-172
-3	8	7	204	222	3	1	8	1365	1257	-8	4	8	1025	-980	-7	7	8	283	283	10	1	9	130	-174
-1	8	7	139	-144	5	1	8	1165	1176	-6	4	8	140	153	-5	7	8	382	-399	12	1	9	103	-118
1	8	7	359	-367	7	1	8	282	289	-4	4	8	1585	1468	-3	7	8	913	-924	-15	2	9	240	215
3	8	7	413	-408	9	1	8	507	-608	-2	4	8	1654	1531	-1	7	8	561	-593	-13	2	9	289	289
5	8	7	419	-433	11	1	8	616	-718	0	4	8	508	468	1	7	8	131	103	-11	2	9	498	593
-8	9	7	265	-283	13	1	8	332	-327	2	4	8	1275	-1166	3	7	8	832	827	-9	2	9	660	713
-6	9	7	489	-506	-16	2	8	346	288	4	4	8	1413	-1325	5	7	8	643	624	-7	2	9	1005	1005
-4	9	7	611	-649	-12	2	8	994	-1140	6	4	8	726	-681	7	7	8	258	244	-5	2	9	653	653
-2	9	7	549	-599	-10	2	8	1742	-1974	-10	4	8	493	477	-10	8	8	968	-920	-3	2	9	534	532
2	9	7	106	101	-8	2	8	1831	-1857	-15	5	8	571	-564	-8	8	8	769	-734	-1	2	9	591	516
-5	10	7	549	575	-6	2	8	82	-67	-13	5	8	100	-101	-6	8	8	303	-291	1	2	9	616	570
-3	10	7	460	489	-4	2	8	1347	1212	-11	5	8	404	382	-4	8	8	177	169	3	2	9	762	704
-1	10	7	302	330	-2	2	8	1807	1644	-9	5	8	550	514	-2	8	8	333	336	5	2	9	311	297
-16	0	8	1144	956	0	2	8	394	-320	-7	5	8	427	-429	0	8	8	116	-129	7	2	9	569	557
-14	0	8	767	652	2	2	8	1864	-1662	-5	5	8	1403	-1288	2	8	8	742	-757	9	2	9	182	175
-12	0	8	204	-217	4	2	8	2274	-2129	-3	5	8	2240	-2177	4	8	8	932	-920	-16	3	9	289	295
-10	0	8	871	-915	6	2	8	1034	-973	-1	5	8	1710	-1679	6	8	8	471	-465	-14	3	9	120	107
-8	0	8	122	89	8	2	8	276	-268	1	5	8	462	-450	-7	9	8	361	361	-10	3	9	87	33
-6	0	8	1093	1321	10	2	8	418	454	3	5	8	582	562	-3	9	8	338	-337	-8	3	9	88	-30
-2	0	8	3089	3458	12	2	8	288	319	5	5	8	624	609	-1	9	8	151	-149	-4	3	9	553	516
0	0	8	2217	1957	-13	3	8	528	593	9	5	8	578	-559	1	9	8	205	228	-2	3	9	630	586
2	0	8	320	-273	-11	3	8	1630	1718	11	5	8	585	-530	3	9	8	638	662	0	3	9	590	554

OBSERVED AND CALCULATED STRUCTURE FACTORS

H	K	L	10FO	10FC	H	K	L	10FO	10FC	H	K	L	10FO	10FC	H	K	L	10FO	10FC	H	K	L	10FO	10FC
2	3	9	122	142	-10	7	9	641	-617	-7	1	10	1279	-1442	9	3	10	617	-587	-9	7	10	556	-525
8	3	9	96	114	-8	7	9	776	-755	-5	1	10	815	-837	-14	4	10	624	-636	-7	7	10	813	-772
-15	4	9	307	-298	-6	7	9	786	-808	-3	1	10	1289	1190	-12	4	10	466	-468	-5	7	10	521	-514
-13	4	9	592	-612	-4	7	9	90	-101	-1	1	10	1985	1806	-10	4	10	425	432	-1	7	10	684	714
-11	4	9	328	-285	0	7	9	227	-193	1	1	10	2078	1926	-8	4	10	1310	1259	1	7	10	644	663
-9	4	9	402	-376	2	7	9	490	-500	3	1	10	613	604	-6	4	10	1775	1676	5	7	10	388	-391
-7	4	9	544	-474	4	7	9	468	-446	5	1	10	459	-424	-4	4	10	112	-105	-10	8	10	454	434
-5	4	9	969	-940	6	7	9	491	-472	7	1	10	828	-906	-2	4	10	782	-728	-8	8	10	850	830
-3	4	9	1115	-1064	-9	8	9	386	368	9	1	10	274	-331	0	4	10	1315	-1219	-6	8	10	1081	1072
-1	4	9	1256	-1207	-7	8	9	351	342	11	1	10	150	182	2	4	10	707	-676	-4	8	10	313	312
1	4	9	966	-922	-3	8	9	108	-132	-16	2	10	256	-242	4	4	10	304	279	0	8	10	279	-270
3	4	9	313	-309	-1	8	9	257	-271	-14	2	10	512	-477	6	4	10	800	761	4	8	10	327	339
5	4	9	258	-259	3	8	9	175	172	-12	2	10	267	-276	8	4	10	613	596	-5	9	10	428	-424
7	4	9	161	-172	5	8	9	367	372	-10	2	10	786	887	-13	5	10	891	848	-3	9	10	118	-116
9	4	9	138	-119	-6	9	9	180	184	-8	2	10	1926	1969	-11	5	10	494	445	-1	9	10	237	231
11	4	9	243	-229	-4	9	9	431	435	-6	2	10	2178	2106	-9	5	10	232	-230	1	9	10	267	263
-14	5	9	280	252	-2	9	9	522	550	-4	2	10	977	938	-7	5	10	398	-362	-16	1	11	290	242
-12	5	9	281	264	0	9	9	451	469	-2	2	10	595	-529	-5	5	10	494	-479	-14	1	11	366	305
-6	5	9	404	365	2	9	9	182	202	0	2	10	1579	-1403	-3	5	10	1060	1004	-12	1	11	477	486
-4	5	9	668	670	-16	0	10	829	-696	2	2	10	572	-552	-1	5	10	1584	1518	-10	1	11	530	558
-2	5	9	694	691	-14	0	10	1543	-1363	4	2	10	1005	927	1	5	10	1672	1628	-8	1	11	636	748
0	5	9	681	681	-12	0	10	1247	-1172	6	2	10	1019	962	3	5	10	488	471	-6	1	11	835	892
2	5	9	387	393	-10	0	10	194	-166	8	2	10	820	811	5	5	10	175	-190	-4	1	11	1013	987
6	5	9	112	-82	-8	0	10	655	703	10	2	10	211	219	7	5	10	429	-406	-2	1	11	552	530
10	5	9	149	139	-6	0	10	445	539	-15	3	10	188	171	9	5	10	179	-180	0	1	11	601	563
-13	6	9	137	161	-4	0	10	216	-235	-13	3	10	332	350	-12	6	10	759	-677	2	1	11	518	493
-11	6	9	343	349	-2	0	10	2767	-2853	-11	3	10	407	-450	-10	6	10	112	-106	4	1	11	503	485
-9	6	9	638	654	0	0	10	2639	-2433	-9	3	10	1496	-1477	-8	6	10	345	326	6	1	11	199	201
-7	6	9	440	409	2	0	10	1769	-1774	-7	3	10	2436	-2342	-6	6	10	563	544	8	1	11	271	285
-5	6	9	517	528	6	0	10	311	393	-5	3	10	1691	-1637	-4	6	10	279	-310	10	1	11	142	169
-3	6	9	183	-187	8	0	10	415	495	-3	3	10	518	-494	-2	6	10	1204	-1180	-15	2	11	293	-275
3	6	9	431	392	10	0	10	125	-104	-1	3	10	726	673	0	6	10	1543	-1527	-13	2	11	164	-133
5	6	9	469	458	-15	1	10	911	801	1	3	10	875	820	2	6	10	690	-663	-11	2	11	337	-356
7	6	9	336	311	-13	1	10	1107	1036	3	3	10	287	-257	4	6	10	209	-223	-9	2	11	590	-654
9	6	9	115	112	-11	1	10	330	385	5	3	10	1122	-1066	6	6	10	341	331	-7	2	11	684	-698
-12	7	9	367	-367	-9	1	10	443	-565	7	3	10	1128	-1071	8	6	10	274	263	-5	2	11	863	-801

222

OBSERVED AND CALCULATED STRUCTURE FACTORS

H	K	L	10FO	10FC	H	K	L	10FO	10FC	H	K	L	10FO	10FC	H	K	L	10FO	10FC	H	K	L	10FO	10FC
-3	2	11	685	-678	-11	6	11	114	-113	-7	1	12	228	207	0	4	12	427	396	-12	1	13	366	-369
-1	2	11	479	-449	-9	6	11	279	-284	-5	1	12	1149	1172	2	4	12	825	754	-10	1	13	409	-478
1	2	11	327	-283	-7	6	11	485	-509	-3	1	12	971	931	4	4	12	630	615	-8	1	13	501	-576
3	2	11	321	-338	-5	6	11	649	-666	1	1	12	1323-1224		8	4	12	335	-329	-6	1	13	440	-484
5	2	11	184	-202	-3	6	11	370	-358	3	1	12	1266-1206		-13	5	12	789	-756	-4	1	13	745	-727
7	2	11	311	-287	1	6	11	196	187	5	1	12	789	-800	-11	5	12	1070-1002		-2	1	13	766	-706
9	2	11	236	-226	5	6	11	147	-152	7	1	12	164	188	-9	5	12	866	-804	0	1	13	457	-450
-14	3	11	114	-155	7	6	11	208	-182	9	1	12	371	418	-7	5	12	124	-141	2	1	13	258	-255
-12	3	11	343	-361	-10	7	11	330	323	-12	2	12	627	712	-5	5	12	485	478	4	1	13	317	-305
-8	3	11	213	-226	-8	7	11	660	685	-10	2	12	415	407	-3	5	12	525	523	6	1	13	206	-195
-6	3	11	124	66	-6	7	11	649	630	-8	2	12	251	-275	-1	5	12	234	-221	8	1	13	116	-122
-2	3	11	234	-234	-4	7	11	665	694	-6	2	12	1702-1667		1	5	12	1117-1084		-15	2	13	346	325
0	3	11	438	-423	-2	7	11	381	370	-4	2	12	2009-1908		3	5	12	1000	-964	-13	2	13	246	243
2	3	11	416	-385	4	7	11	166	177	-2	2	12	1183-1112		5	5	12	518	-481	-11	2	13	246	244
4	3	11	190	-203	-9	8	11	223	-252	2	2	12	928	864	7	5	12	114	-77	-9	2	13	174	188
-15	4	11	310	323	-7	8	11	164	-172	4	2	12	573	545	-12	6	12	904	836	-7	2	13	831	847
-13	4	11	548	577	-5	8	11	518	-578	6	2	12	98	-108	-10	6	12	927	865	-5	2	13	187	167
-11	4	11	628	622	-3	8	11	100	-104	8	2	12	530	-501	-8	6	12	459	413	-3	2	13	847	819
-9	4	11	659	599	1	8	11	203	212	-15	3	12	304	269	-6	6	12	357	-328	-1	2	13	520	492
-5	4	11	748	691	3	8	11	104	123	-13	3	12	130	-154	-4	6	12	373	-350	1	2	13	345	342
-3	4	11	475	434	-14	0	12	759	674	-11	3	12	363	-381	-2	6	12	114	-113	3	2	13	97	81
-1	4	11	807	775	-12	0	12	1565	1470	-7	3	12	1086	1010	0	6	12	583	567	5	2	13	182	181
1	4	11	851	813	-10	0	12	1568	1599	-5	3	12	2244	2154	2	6	12	913	886	-12	3	13	211	235
3	4	11	644	636	-8	0	12	739	815	-3	3	12	1591	1516	4	6	12	714	694	-10	3	13	213	214
5	4	11	298	269	-6	0	12	317	-371	-1	3	12	886	847	6	6	12	231	217	-8	3	13	471	484
-14	5	11	315	-324	-4	0	12	764	-930	1	3	12	362	-334	-9	7	12	253	-223	-2	3	13	108	94
-12	5	11	392	-358	-2	0	12	137	-156	3	3	12	688	-655	-7	7	12	230	221	2	3	13	163	152
-10	5	11	354	-346	0	0	12	1331	1194	5	3	12	156	-152	-5	7	12	751	735	4	3	13	227	212
-8	5	11	175	-166	2	0	12	2038	1996	7	3	12	409	391	-3	7	12	627	611	6	3	13	167	159
-6	5	11	244	282	4	0	12	684	750	9	3	12	583	545	-1	7	12	182	195	-13	4	13	395	-424
-4	5	11	288	-254	6	0	12	462	589	-14	4	12	184	210	1	7	12	425	-441	-11	4	13	570	-597
-2	5	11	434	-434	8	0	12	180	-213	-12	4	12	672	648	3	7	12	469	-479	-9	4	13	674	-651
0	5	11	489	-496	-15	1	12	91	-79	-10	4	12	770	741	-6	8	12	847	-862	-7	4	13	654	-609
2	5	11	478	-463	-13	1	12	934	-900	-6	4	12	1062-1014		-4	8	12	790	-793	-5	4	13	225	-237
4	5	11	344	-332	-11	1	12	1170-1267		-4	4	12	1374-1319		-2	8	12	590	-591	-3	4	13	370	-330
-13	6	11	97	58	-9	1	12	751	-874	-2	4	12	720	-690	-14	1	13	420	-353	-1	4	13	325	-306

OBSERVED AND CALCULATED STRUCTURE FACTORS

H	K	L	10FO	10FC	H	K	L	10FO	10FC	H	K	L	10FO	10FC	H	K	L	10FO	10FC	H	K	L	10FO	10FC
1	4	13	362	-341	-5	1	14	216	216	-3	5	14	246	-236	-7	4	15	497	482	4	2	16	331	-306
3	4	13	526	-516	-3	1	14	654	-638	-1	5	14	509	-527	-5	4	15	644	629	-11	3	16	762	768
5	4	13	385	-364	-1	1	14	1019	-966	3	5	14	481	481	-3	4	15	261	249	-9	3	16	277	251
7	4	13	218	-178	1	1	14	295	-307	-10	6	14	842	-785	-1	4	15	133	130	-7	3	16	271	-265
-12	5	13	397	398	3	1	14	489	460	-8	6	14	953	-905	1	4	15	170	120	-5	3	16	427	-424
-10	5	13	368	349	5	1	14	758	774	-6	6	14	606	-586	3	4	15	200	189	-1	3	16	754	731
-8	5	13	438	426	7	1	14	456	456	-2	6	14	396	367	-10	5	15	249	-270	1	3	16	848	827
-6	5	13	231	221	-14	2	14	718	667	0	6	14	187	209	-8	5	15	404	-386	3	3	16	597	560
0	5	13	202	212	-12	2	14	232	246	2	6	14	150	-153	-6	5	15	429	-421	-10	4	16	245	-212
2	5	13	285	300	-10	2	14	349	-398	-7	7	14	389	385	-3	6	15	205	-209	-8	4	16	312	310
4	5	13	315	299	-8	2	14	870	-877	-3	7	14	409	-410	-1	6	15	317	-342	-6	4	16	746	730
6	5	13	173	176	-4	2	14	977	938	-1	7	14	605	-601	-12	0	16	254	-232	-4	4	16	447	389
-7	6	13	207	194	-2	2	14	1481	1392	-14	1	15	406	380	-10	0	16	138	-114	0	4	16	577	-567
-5	6	13	370	391	0	2	14	1101	1056	-12	1	15	362	328	-8	0	16	1201	1407	2	4	16	497	-481
-3	6	13	497	522	4	2	14	252	-237	-10	1	15	393	460	-6	0	16	885	1089	-9	5	16	354	-352
-1	6	13	368	364	6	2	14	465	-450	-8	1	15	214	219	-4	0	16	948	1092	-7	5	16	889	-866
-8	7	13	319	-300	-13	3	14	511	-537	-6	1	15	573	588	-2	0	16	300	301	-5	5	16	803	-756
-6	7	13	421	-437	-9	3	14	347	321	-4	1	15	389	395	0	0	16	346	-327	-3	5	16	536	-515
-4	7	13	579	-595	-7	3	14	499	492	-2	1	15	397	382	2	0	16	413	-413	-10	1	17	373	-441
-2	7	13	491	-476	-5	3	14	666	-638	0	1	15	427	398	-13	1	16	524	476	-8	1	17	235	-269
0	7	13	357	-394	-3	3	14	1288	-1224	2	1	15	322	324	-11	1	16	279	269	-6	1	17	248	-244
-3	8	13	281	288	-1	3	14	1491	-1454	4	1	15	171	164	-9	1	16	144	-161	-4	1	17	307	-287
-14	0	14	332	280	1	3	14	636	-604	6	1	15	111	97	-7	1	16	937	-1042	-2	1	17	338	-339
-12	0	14	596	-584	3	3	14	116	-118	-13	2	15	303	-326	-5	1	16	982	-1016	0	1	17	176	-158
-10	0	14	1262	-1301	5	3	14	471	460	-11	2	15	276	-297	-3	1	16	549	-522	2	1	17	216	-201
-8	0	14	1509	-1699	-10	4	14	531	-507	-9	2	15	213	-226	-1	1	16	342	322	-11	2	17	268	279
-6	0	14	847	-1025	-8	4	14	847	-774	-7	2	15	293	-280	1	1	16	615	586	-9	2	17	303	330
-2	0	14	639	662	-6	4	14	321	-306	-5	2	15	353	-328	3	1	16	409	399	-7	2	17	227	210
0	0	14	519	521	-4	4	14	440	446	-3	2	15	355	-355	-12	2	16	718	-789	-5	2	17	170	164
2	0	14	513	-511	-2	4	14	1013	975	-1	2	15	325	-299	-10	2	16	448	-459	-3	2	17	194	172
4	0	14	734	-787	0	4	14	759	729	1	2	15	536	-537	-8	2	16	135	129	-1	2	17	133	168
6	0	14	582	-706	4	4	14	466	-452	-10	3	15	107	-134	-6	2	16	679	660	1	2	17	248	254
-13	1	14	141	-109	-11	5	14	522	492	-8	3	15	278	-294	-4	2	16	447	403	-6	3	17	154	183
-11	1	14	582	652	-9	5	14	1150	1115	-6	3	15	367	-372	-2	2	16	364	-340	-4	3	17	212	217
-9	1	14	1053	1239	-7	5	14	992	920	-11	4	15	350	400	0	2	16	916	-875	-2	3	17	129	126
-7	1	14	997	1122	-5	5	14	315	320	-9	4	15	554	549	2	2	16	690	-652	-7	4	17	351	-341

OBSERVED AND CALCULATED STRUCTURE FACTORS

H K L			10FO			10FC			H K L			10FO			10FC									
-5	4	17	475	-466	-8	0	18	128	143	0	0	18	423	-400	-1	1	18	454	436	-2	2	18	441	-435
-3	4	17	358	-360	-6	0	18	404	-518	-9	1	18	453	-549	-8	2	18	449	423	-7	3	18	461	-436
-1	4	17	311	-301	-4	0	18	840	-960	-5	1	18	492	516	-6	2	18	117	129	-3	3	18	402	367
-10	0	18	349	340	-2	0	18	724	-722	-3	1	18	847	840	-4	2	18	375	-370					

OBSERVED AND CALCULATED STRUCTURE FACTORS FOR Bis-[2-(n-hydroxy)iminophenyl] ditelluride

PAGE 1

H	K	L	10FO	10FC	H	K	L	10FO	10FC	H	K	L	10FO	10FC	H	K	L	10FO	10FC				
2	0	0	1082	963	11	2	0	744	-732	14	4	0	166	175	-7	0	1	420	-389	10	1	1	1083-1084
4	0	0	1614-1419		12	2	0	546	-546	15	4	0	126	-134	-5	0	1	1898-1645		11	1	1	313 308
6	0	0	1054-954		13	2	0	142	-155	1	5	0	362	351	-3	0	1	1387-1164		12	1	1	87 -100
8	0	0	56-36		15	2	0	225	228	2	5	0	351	346	3	0	1	1506 1530		13	1	1	118 -106
10	0	0	396-366		16	2	0	256	256	3	5	0	340	-310	5	0	1	931 -892		15	1	1	382 -381
12	0	0	1244-1179		17	2	0	271	-262	4	5	0	586	541	7	0	1	516 473		16	1	1	284 -281
14	0	0	264-272		1	3	0	1129	978	5	5	0	594	-547	9	0	1	207 188		-17	2	1	337 345
16	0	0	621 605		2	3	0	1689	1547	6	5	0	574	535	11	0	1	1174-1119		-15	2	1	250 249
18	0	0	371 384		3	3	0	128	122	7	5	0	251	246	13	0	1	1002 -964		-12	2	1	455 436
1	1	0	913 751		4	3	0	1391	1259	8	5	0	203	180	17	0	1	379 389		-11	2	1	356 -337
2	1	0	1481 1263		5	3	0	388	-369	9	5	0	358	354	-18	1	1	140 138		-10	2	1	1075 1034
3	1	0	1019 1267		6	3	0	59	-68	10	5	0	119	-103	-17	1	1	71 -75		-9	2	1	486 -474
4	1	0	361 364		7	3	0	282	-266	11	5	0	169	-177	-15	1	1	394 389		-8	2	1	125 -91
5	1	0	805 787		8	3	0	121	103	12	5	0	228	-242	-14	1	1	461 457		-7	2	1	513 -503
6	1	0	623 -574		9	3	0	128	-145	13	5	0	160	-174	-13	1	1	381 364		-6	2	1	1462-1386
7	1	0	1488-1373		10	3	0	464	502	0	6	0	574	-564	-12	1	1	529 508		-5	2	1	876-1069
8	1	0	301 258		11	3	0	347	-372	1	6	0	229	203	-11	1	1	267 -263		-4	2	1	812 -693
9	1	0	1629-1550		12	3	0	134	-136	2	6	0	240	-224	-10	1	1	894 -829		-3	2	1	136 -116
10	1	0	438 415		13	3	0	129	-141	3	6	0	532	508	-9	1	1	304 -267		-2	2	1	674 590
11	1	0	180 -179		14	3	0	637	-661	4	6	0	236	225	-8	1	1	1986-1805		-1	2	1	1153 992
13	1	0	142 142		15	3	0	165	168	5	6	0	164	156	-7	1	1	1042 921		0	2	1	763 -686
14	1	0	430 -414		16	3	0	372	-387	6	6	0	82	67	-6	1	1	895 -784		1	2	1	1602 1404
15	1	0	53 -52		0	4	0	616	-577	7	6	0	67	58	-5	1	1	173 -179		2	2	1	1808-1552
16	1	0	241 -241		1	4	0	85	-87	8	6	0	178	-155	-4	1	1	204 169		3	2	1	1183 1014
18	1	0	116 117		2	4	0	415	380	9	6	0	98	91	-3	1	1	720 -611		4	2	1	619 518
0	2	0	1642 1384		3	4	0	210	167	1	7	0	65	-71	-2	1	1	118 137		5	2	1	76 60
1	2	0	865 -757		4	4	0	827	741	2	7	0	160	-163	-1	1	1	1583-1396		6	2	1	1433 1583
2	2	0	1210 1016		5	4	0	977	885	3	7	0	150	-152	0	1	1	240 -216		7	2	1	349 -371
3	2	0	701 -622		6	4	0	116	81	4	7	0	166	163	1	1	1	917 779		8	2	1	731 846
4	2	0	722 -610		7	4	0	812	731	5	7	0	53	-33	2	1	1	2268 2065		9	2	1	374 -389
5	2	0	1644 1566		8	4	0	638	-591	6	7	0	398	396	3	1	1	2253 2316		10	2	1	506 -530
6	2	0	647 -740		9	4	0	110	93	-17	0	1	741	726	4	1	1	2364 2874		11	2	1	470 -486
7	2	0	1216 1342		10	4	0	383	-398	-15	0	1	589	553	6	1	1	234 245		12	2	1	203 -213
8	2	0	408 -407		11	4	0	379	-425	-13	0	1	595	-564	7	1	1	414 -423		13	2	1	394 -415
9	2	0	293 -272		12	4	0	289	305	-11	0	1	759	-704	8	1	1	1342-1359		14	2	1	270 267
10	2	0	537 -529		13	4	0	185	-195	-9	0	1	287	-274	9	1	1	698 689		15	2	1	83 -48

OBSERVED AND CALCULATED STRUCTURE FACTORS

H	K	L	10FO	10FC	H	K	L	10FO	10FC	H	K	L	10FO	10FC	H	K	L	10FO	10FC	H	K	L	10FO	10FC
16	2	1	71	-72	-14	4	1	78	80	-5	5	1	419	-391	8	6	1	144	146	-13	1	2	952	920
17	2	1	182	194	-13	4	1	398	424	-4	5	1	639	-585	9	6	1	149	-133	-12	1	2	223	199
-17	3	1	72	-76	-12	4	1	404	448	-3	5	1	524	-490	10	6	1	260	258	-11	1	2	432	416
-16	3	1	277	285	-11	4	1	159	185	-2	5	1	118	107	-6	7	1	100	94	-10	1	2	303	-297
-15	3	1	558	569	-10	4	1	637	687	-1	5	1	414	-374	-5	7	1	324	-312	-9	1	2	1392	-1276
-14	3	1	96	86	-9	4	1	520	-492	0	5	1	585	550	-4	7	1	51	65	-8	1	2	310	291
-13	3	1	679	684	-8	4	1	105	95	1	5	1	104	95	-3	7	1	62	-73	-7	1	2	1936	-1729
-12	3	1	148	-156	-7	4	1	676	-623	2	5	1	84	54	1	7	1	234	-229	-6	1	2	887	757
-11	3	1	214	-204	-6	4	1	827	-763	3	5	1	257	239	2	7	1	178	-178	-5	1	2	613	-567
-10	3	1	194	-202	-5	4	1	461	413	4	5	1	730	-695	3	7	1	134	-126	-4	1	2	797	-635
-9	3	1	149	-154	-4	4	1	794	-717	5	5	1	506	478	4	7	1	204	-203	-3	1	2	620	475
-8	3	1	115	-124	-3	4	1	450	412	6	5	1	104	-77	5	7	1	222	219	-2	1	2	810	-773
-7	3	1	429	398	-2	4	1	318	-327	7	5	1	505	469	6	7	1	96	-79	-1	1	2	998	-1249
-6	3	1	569	-514	-1	4	1	525	-493	8	5	1	314	303	-18	0	2	351	354	0	1	2	506	-528
-5	3	1	153	-147	0	4	1	599	-567	9	5	1	292	270	-16	0	2	899	862	1	1	2	157	-142
-4	3	1	627	-539	1	4	1	145	-106	10	5	1	177	162	-14	0	2	321	322	2	1	2	522	523
-3	3	1	2280	-1980	2	4	1	438	-419	11	5	1	64	46	-12	0	2	443	-414	3	1	2	2288	2377
-2	3	1	205	-152	3	4	1	649	588	12	5	1	250	-251	-10	0	2	92	-78	4	1	2	303	329
-1	3	1	2016	-1737	4	4	1	508	447	13	5	1	158	-155	-8	0	2	768	697	5	1	2	2225	2592
0	3	1	1257	1081	5	4	1	668	619	-11	6	1	145	152	-6	0	2	1875	-1597	6	1	2	423	-501
1	3	1	591	518	6	4	1	1113	1036	-10	6	1	61	36	-4	0	2	3709	-3266	7	1	2	63	-48
2	3	1	790	703	7	4	1	435	-393	-9	6	1	54	-60	-2	0	2	1475	-1220	8	1	2	171	177
3	3	1	1199	1087	8	4	1	761	710	-8	6	1	121	117	0	0	2	1773	1722	9	1	2	1092	-1148
4	3	1	107	82	9	4	1	533	-516	-7	6	1	115	-105	2	0	2	629	897	10	1	2	707	729
5	3	1	78	-76	10	4	1	88	-85	-5	6	1	339	323	4	0	2	474	513	11	1	2	238	-237
6	3	1	67	-64	12	4	1	121	-127	-4	6	1	413	-372	6	0	2	117	107	12	1	2	368	369
7	3	1	156	-167	13	4	1	183	182	-3	6	1	200	182	8	0	2	1187	1247	13	1	2	98	-114
8	3	1	119	100	14	4	1	63	-63	-2	6	1	693	-671	10	0	2	233	-198	14	1	2	365	-368
9	3	1	550	610	-13	5	1	220	247	-1	6	1	294	-282	12	0	2	1281	-1318	15	1	2	348	-347
10	3	1	288	-302	-12	5	1	191	-207	0	6	1	165	-141	14	0	2	594	-626	16	1	2	141	-142
11	3	1	562	624	-11	5	1	363	342	1	6	1	414	-404	16	0	2	167	173	17	1	2	306	-307
12	3	1	390	-417	-10	5	1	147	124	2	6	1	283	270	18	0	2	121	137	-18	2	2	158	151
13	3	1	267	-277	-9	5	1	199	195	4	6	1	139	127	-18	1	2	243	-233	-17	2	2	58	31
14	3	1	177	-195	-8	5	1	401	378	5	6	1	188	180	-16	1	2	188	191	-16	2	2	363	371
15	3	1	466	-509	-7	5	1	210	-193	6	6	1	171	171	-15	1	2	327	321	-15	2	2	440	-431
16	3	1	121	133	-6	5	1	142	-113	7	6	1	146	-157	-14	1	2	410	378	-14	2	2	413	392

OBSERVED AND CALCULATED STRUCTURE FACTORS

-12	2	2	2	66	-73	-9	3	2	2	140	128	-3	4	2	338	-319	8	5	2	345	329	-15	0	3	683	635
-11	2	2	2	1192	1119	-8	3	2	2	411	389	-2	4	2	143	-144	9	5	2	352	334	-11	0	3	309	277
-10	2	2	2	61	-53	-7	3	2	2	591	-597	-1	4	2	634	-574	10	5	2	281	273	-9	0	3	758	739
-9	2	2	2	1042	984	-6	3	2	2	1133	1060	0	4	2	870	-778	11	5	2	139	-147	-5	0	3	3061	-2672
-8	2	2	2	268	-244	-5	3	2	2	849	-788	1	4	2	1020	-927	12	5	2	100	96	-3	0	3	3196	-2754
-7	2	2	2	743	-650	-4	3	2	2	584	-491	2	4	2	61	23	13	5	2	198	-204	-1	0	3	1223	1037
-6	2	2	2	854	-752	-3	3	2	2	724	-640	3	4	2	474	-422	-9	6	2	169	167	5	0	3	64	56
-5	2	2	2	1099	-1009	-2	3	2	2	2089	-1872	4	4	2	748	677	-8	6	2	135	-141	7	0	3	1461	1623
-4	2	2	2	725	-937	-1	3	2	2	456	383	5	4	2	676	639	-7	6	2	268	258	9	0	3	1162	1273
-3	2	2	2	142	148	0	3	2	2	1172	-1041	6	4	2	182	168	-6	6	2	143	129	11	0	3	451	-456
-2	2	2	2	345	-312	1	3	2	2	665	636	7	4	2	794	752	-5	6	2	123	149	13	0	3	1015	-1072
-1	2	2	2	318	-267	2	3	2	2	536	489	8	4	2	499	-482	-4	6	2	296	281	15	0	3	304	-325
0	2	2	2	1231	1056	3	3	2	2	528	466	9	4	2	384	363	-3	6	2	608	-586	17	0	3	110	119
1	2	2	2	1617	-1411	4	3	2	2	154	120	10	4	2	331	-334	-2	6	2	188	170	-18	1	3	137	-131
2	2	2	2	1189	1049	5	3	2	2	267	253	12	4	2	167	172	-1	6	2	650	-604	-17	1	3	227	-213
3	2	2	2	1397	-1228	6	3	2	2	359	-337	13	4	2	69	77	0	6	2	251	-228	-16	1	3	110	-100
4	2	2	2	520	476	7	3	2	2	317	304	-13	5	2	195	-224	1	6	2	131	-125	-15	1	3	247	239
5	2	2	2	1097	1054	8	3	2	2	348	362	-12	5	2	236	231	2	6	2	109	-85	-14	1	3	794	760
6	2	2	2	1163	1207	10	3	2	2	825	874	-11	5	2	98	-88	3	6	2	219	215	-13	1	3	296	272
7	2	2	2	1304	1507	11	3	2	2	411	-438	-10	5	2	423	392	4	6	2	242	232	-12	1	3	1286	1209
8	2	2	2	287	309	12	3	2	2	344	364	-9	5	2	473	449	6	6	2	85	-79	-11	1	3	326	-303
10	2	2	2	228	-238	13	3	2	2	325	-334	-8	5	2	309	291	7	6	2	83	84	-10	1	3	155	144
11	2	2	2	285	-328	14	3	2	2	327	-332	-7	5	2	314	299	8	6	2	234	-239	-9	1	3	54	60
12	2	2	2	522	-574	15	3	2	2	82	-86	-5	5	2	422	-394	9	6	2	318	306	-8	1	3	1452	-1270
13	2	2	2	73	77	16	3	2	2	236	-253	-4	5	2	279	-245	10	6	2	96	-80	-7	1	3	1110	960
14	2	2	2	350	-384	-15	4	2	2	89	-95	-3	5	2	425	-403	-6	7	2	178	-177	-6	1	3	1058	-941
15	2	2	2	288	305	-14	4	2	2	181	172	-2	5	2	582	-548	-5	7	2	56	49	-5	1	3	651	595
17	2	2	2	157	-160	-13	4	2	2	165	163	-1	5	2	488	441	-4	7	2	62	-56	-4	1	3	252	-197
-17	3	2	2	191	189	-12	4	2	2	490	522	0	5	2	601	-554	0	7	2	167	-167	-3	1	3	469	-405
-16	3	2	2	59	65	-11	4	2	2	693	751	1	5	2	549	495	1	7	2	100	-87	-2	1	3	1041	-935
-15	3	2	2	248	247	-9	4	2	2	557	540	2	5	2	425	-407	2	7	2	312	-299	-1	1	3	2274	-2504
-14	3	2	2	500	495	-8	4	2	2	722	-674	3	5	2	453	-444	3	7	2	140	-131	0	1	3	790	-994
-13	3	2	2	70	68	-7	4	2	2	87	62	4	5	2	243	217	4	7	2	58	-22	1	1	3	188	154
-12	3	2	2	242	224	-6	4	2	2	279	-270	5	5	2	474	-444	5	7	2	221	-206	2	1	3	71	74
-11	3	2	2	75	84	-5	4	2	2	564	-540	6	5	2	419	373	6	7	2	290	291	3	1	3	589	-597
-10	3	2	2	64	-75	-4	4	2	2	482	439	7	5	2	196	190	-17	0	3	522	518	4	1	3	1666	1867

OBSERVED AND CALCULATED STRUCTURE FACTORS

H	K	L	10FO	10FC	H	K	L	10FO	10FC	H	K	L	10FO	10FC	H	K	L	10FO	10FC	H	K	L	10FO	10FC
5	1	3	441	-519	8	2	3	742	806	10	3	3	61	49	-11	5	3	305	284	2	6	3	93	-84
6	1	3	1120	1276	9	2	3	528	542	11	3	3	808	839	-10	5	3	177	171	3	6	3	101	88
7	1	3	191	-208	10	2	3	304	-330	12	3	3	309	-310	-9	5	3	383	373	4	6	3	64	-59
8	1	3	72	72	11	2	3	271	-290	14	3	3	264	-278	-8	5	3	594	580	5	6	3	80	73
9	1	3	261	287	13	2	3	415	-440	15	3	3	227	-229	-7	5	3	434	446	6	6	3	111	-102
10	1	3	181	-199	14	2	3	480	505	-15	4	3	57	-64	-5	5	3	181	180	7	6	3	148	-145
11	1	3	490	539	15	2	3	227	-255	-14	4	3	244	-250	-4	5	3	595	-590	8	6	3	142	121
14	1	3	137	-139	16	2	3	90	104	-13	4	3	371	368	-3	5	3	232	-219	9	6	3	256	-239
15	1	3	252	-264	17	2	3	56	-67	-12	4	3	260	256	-2	5	3	113	-108	10	6	3	354	349
16	1	3	466	-491	-17	3	3	268	-260	-11	4	3	277	264	-1	5	3	481	-444	-6	7	3	85	99
-18	2	3	109	107	-16	3	3	288	264	-10	4	3	736	707	0	5	3	589	554	-3	7	3	129	137
-17	2	3	138	140	-15	3	3	115	124	-9	4	3	217	-235	1	5	3	849	-827	0	7	3	88	91
-16	2	3	321	-316	-14	3	3	138	145	-8	4	3	597	603	2	5	3	371	329	1	7	3	323	-322
-15	2	3	395	372	-13	3	3	371	356	-7	4	3	411	-405	3	5	3	546	-518	2	7	3	70	-37
-14	2	3	419	-394	-12	3	3	115	116	-6	4	3	114	-114	4	5	3	631	-590	3	7	3	267	-253
-13	2	3	423	391	-11	3	3	182	-185	-5	4	3	257	249	5	5	3	104	-88	4	7	3	123	-113
-12	2	3	350	329	-10	3	3	159	138	-4	4	3	117	-94	6	5	3	89	-71	5	7	3	126	126
-11	2	3	421	404	-9	3	3	247	219	-3	4	3	172	170	7	5	3	210	197	-18	0	4	125	-129
-10	2	3	1506	1401	-8	3	3	270	249	-2	4	3	57	52	8	5	3	282	269	-16	0	4	389	380
-9	2	3	343	352	-7	3	3	1154	1147	-1	4	3	670	-589	9	5	3	339	327	-14	0	4	323	316
-8	2	3	327	292	-6	3	3	261	-312	0	4	3	740	-663	10	5	3	60	58	-10	0	4	915	865
-7	2	3	293	-256	-5	3	3	960	1024	1	4	3	500	-458	11	5	3	246	246	-8	0	4	2086	1863
-6	2	3	1158	-1048	-4	3	3	1125	-1103	2	4	3	1290	-1175	12	5	3	260	-270	-6	0	4	1214	-1037
-5	2	3	1374	-1271	-3	3	3	581	-550	3	4	3	539	486	13	5	3	146	141	-4	0	4	3203	-2751
-4	2	3	240	214	-2	3	3	384	-371	4	4	3	554	-494	-11	6	3	64	78	-2	0	4	2323	-2002
-3	2	3	1053	-1420	-1	3	3	1791	-1647	5	4	3	744	695	-9	6	3	113	-123	0	0	4	643	617
-2	2	3	1020	1059	0	3	3	356	308	6	4	3	557	519	-8	6	3	319	301	2	0	4	1008	1276
-1	2	3	613	-602	1	3	3	199	-246	7	4	3	272	-257	-7	6	3	91	-60	4	0	4	446	-572
0	2	3	701	-625	2	3	3	214	213	8	4	3	562	537	-6	6	3	457	437	6	0	4	679	806
1	2	3	822	718	3	3	3	297	250	9	4	3	409	-382	-5	6	3	321	315	8	0	4	1636	1948
2	2	3	2089	-1918	4	3	3	168	158	10	4	3	98	89	-4	6	3	87	-51	10	0	4	473	546
3	2	3	633	590	5	3	3	564	-520	11	4	3	71	75	-3	6	3	312	310	12	0	4	330	-340
4	2	3	734	-727	6	3	3	278	281	12	4	3	156	166	-2	6	3	405	-384	14	0	4	478	-531
5	2	3	775	774	7	3	3	231	-214	13	4	3	132	122	-1	6	3	127	-112	-18	1	4	271	-276
6	2	3	1006	1040	8	3	3	500	521	14	4	3	166	166	0	6	3	391	-378	-17	1	4	417	-407
7	2	3	773	858	9	3	3	809	854	-12	5	3	280	-303	1	6	3	188	-178	-16	1	4	100	-88

OBSERVED AND CALCULATED STRUCTURE FACTORS

H	K	L	10FO	10FC	H	K	L	10FO	10FC	H	K	L	10FO	10FC	H	K	L	10FO	10FC					
-14	1	4	228	224	-11	2	4	772	707	-6	3	4	1471	1699	0	4	4	637	-605	11	5	4	158	-152
-13	1	4	1053	986	-10	2	4	715	663	-5	3	4	405	-484	1	4	4	621	-580	12	5	4	202	217
-12	1	4	147	-143	-9	2	4	1092	965	-4	3	4	207	221	2	4	4	173	-149	-11	6	4	96	-100
-11	1	4	1322	1197	-8	2	4	530	494	-3	3	4	981	-1032	3	4	4	1220	-1163	-10	6	4	83	-71
-10	1	4	448	-397	-7	2	4	185	-180	-2	3	4	1043	-1082	4	4	4	880	845	-9	6	4	84	80
-8	1	4	568	486	-6	2	4	309	-272	-1	3	4	241	-233	5	4	4	501	-452	-8	6	4	206	-217
-7	1	4	754	-638	-5	2	4	47	-38	0	3	4	547	-555	6	4	4	442	440	-7	6	4	439	437
-6	1	4	1195	1052	-4	2	4	1309	-1304	1	3	4	42	-50	7	4	4	182	175	-6	6	4	132	118
-5	1	4	50	20	-3	2	4	615	708	2	3	4	70	74	8	4	4	290	-281	-5	6	4	471	463
-4	1	4	147	137	-2	2	4	1027	-1298	3	3	4	59	-62	9	4	4	207	188	-4	6	4	420	416
-3	1	4	308	255	-1	2	4	858	993	4	3	4	358	-313	10	4	4	69	-66	-3	6	4	76	-60
-2	1	4	1543	-1405	0	2	4	518	-513	5	3	4	209	200	11	4	4	145	165	-2	6	4	123	117
-1	1	4	2647	-2752	1	2	4	1241	-1279	6	3	4	988	-944	12	4	4	197	207	-1	6	4	243	-236
0	1	4	76	50	3	2	4	1791	-1786	7	3	4	502	491	13	4	4	270	279	0	6	4	326	-322
1	1	4	1652	-1928	4	2	4	74	-65	8	3	4	105	-107	-13	5	4	286	-282	1	6	4	175	-174
2	1	4	487	563	5	2	4	68	-64	9	3	4	378	408	-11	5	4	158	-197	2	6	4	59	-65
3	1	4	845	936	6	2	4	292	303	10	3	4	842	910	-10	5	4	196	207	3	6	4	127	-125
4	1	4	364	-376	7	2	4	437	477	11	3	4	54	51	-9	5	4	334	330	4	6	4	195	192
5	1	4	1169	1422	8	2	4	673	736	12	3	4	553	556	-8	5	4	369	376	5	6	4	317	-318
6	1	4	959	-1066	9	2	4	46	62	13	3	4	213	-228	-7	5	4	336	343	7	6	4	178	-156
7	1	4	561	662	10	2	4	444	473	14	3	4	99	-104	-6	5	4	428	429	8	6	4	284	-278
8	1	4	146	-165	11	2	4	64	-71	15	3	4	132	-142	-5	5	4	282	-266	9	6	4	219	208
10	1	4	451	478	12	2	4	211	-218	-15	4	4	368	-360	-4	5	4	324	313	-6	7	4	86	-96
11	1	4	419	441	13	2	4	289	280	-14	4	4	88	81	-3	5	4	471	-450	-5	7	4	75	74
12	1	4	367	401	14	2	4	250	-253	-13	4	4	210	-215	-2	5	4	63	-39	-4	7	4	136	129
13	1	4	248	275	15	2	4	374	383	-12	4	4	482	461	-1	5	4	341	331	-3	7	4	88	78
14	1	4	122	-130	16	2	4	148	-159	-11	4	4	319	307	0	5	4	423	-403	-2	7	4	223	215
15	1	4	373	-384	-16	3	4	96	-98	-9	4	4	519	572	1	5	4	522	499	-1	7	4	146	144
16	1	4	94	-77	-14	3	4	207	200	-8	4	4	368	-412	2	5	4	636	-581	0	7	4	112	-97
17	1	4	418	-447	-13	3	4	73	78	-7	4	4	276	274	3	5	4	268	-256	1	7	4	145	129
-18	2	4	82	-74	-12	3	4	227	-215	-6	4	4	140	153	4	5	4	530	-505	2	7	4	387	-378
-16	2	4	68	79	-11	3	4	326	300	-5	4	4	181	187	5	5	4	300	-278	3	7	4	70	18
-15	2	4	607	-578	-10	3	4	103	-95	-4	4	4	467	449	6	5	4	133	-118	4	7	4	208	-194
-14	2	4	279	270	-9	3	4	640	582	-3	4	4	581	577	8	5	4	126	115	-17	0	5	203	206
-13	2	4	496	-459	-8	3	4	740	692	-2	4	4	221	-199	9	5	4	355	343	-15	0	5	94	84
-12	2	4	433	395	-7	3	4	265	254	-1	4	4	65	26	10	5	4	182	172	-13	0	5	228	-205

OBSERVED AND CALCULATED STRUCTURE FACTORS

H	K	L	10FO	10FC	H	K	L	10FO	10FC	H	K	L	10FO	10FC	H	K	L	10FO	10FC
-11	0	5	317	294	7	1	5	671	-763	12	2	5	60	59	-12	4	5	223	-224
-9	0	5	2112	1887	9	1	5	241	243	13	2	5	49	-70	-11	4	5	305	304
-7	0	5	1746	1495	10	1	5	382	414	14	2	5	498	492	-10	4	5	219	203
-5	0	5	1395	-1154	11	1	5	441	471	15	2	5	88	-98	-9	4	5	175	-181
-3	0	5	2208	-1868	12	1	5	479	491	16	2	5	268	265	-8	4	5	410	460
-1	0	5	256	-237	13	1	5	64	10	-17	3	5	267	-267	-7	4	5	175	-222
1	0	5	358	363	14	1	5	151	170	-14	3	5	49	-35	-6	4	5	247	269
3	0	5	1004	-1323	16	1	5	337	-330	-12	3	5	78	65	-5	4	5	503	525
5	0	5	747	-895	-17	2	5	125	-117	-11	3	5	570	-531	-4	4	5	615	667
7	0	5	1062	1210	-16	2	5	308	-309	-10	3	5	350	328	-3	4	5	371	371
9	0	5	1240	1406	-14	2	5	841	-813	-9	3	5	252	-250	-2	4	5	742	734
11	0	5	456	520	-13	2	5	162	-154	-8	3	5	777	713	-1	4	5	616	-599
13	0	5	313	-354	-12	2	5	86	-92	-7	3	5	1234	1201	0	4	5	62	-29
-18	1	5	304	-310	-11	2	5	463	438	-6	3	5	135	152	1	4	5	790	-787
-17	1	5	123	-121	-10	2	5	929	846	-5	3	5	1065	1281	2	4	5	892	-872
-16	1	5	554	-538	-9	2	5	940	851	-4	3	5	383	-454	3	4	5	406	378
-14	1	5	133	120	-8	2	5	176	155	-3	3	5	179	-182	4	4	5	714	-682
-12	1	5	1014	954	-7	2	5	713	640	-2	3	5	298	-318	5	4	5	614	571
-11	1	5	437	-394	-6	2	5	203	-162	-1	3	5	709	-720	6	4	5	288	-269
-10	1	5	1031	935	-5	2	5	288	-265	0	3	5	436	-448	7	4	5	74	73
-9	1	5	532	-467	-4	2	5	269	287	1	3	5	181	187	9	4	5	215	-213
-8	1	5	173	169	-3	2	5	796	-839	2	3	5	232	-235	10	4	5	60	-66
-7	1	5	914	800	-2	2	5	1479	1788	3	3	5	138	146	11	4	5	65	66
-6	1	5	388	366	-1	2	5	702	-783	4	3	5	371	-357	12	4	5	156	158
-5	1	5	1168	1020	0	2	5	169	170	5	3	5	1007	-973	13	4	5	248	266
-4	1	5	475	429	1	2	5	675	-749	6	3	5	268	251	14	4	5	325	334
-3	1	5	96	-90	2	2	5	1506	-1602	7	3	5	1096	-1123	-13	5	5	233	-241
-2	1	5	1837	-1695	3	2	5	618	-648	8	3	5	617	646	-12	5	5	340	-352
-1	1	5	721	-681	4	2	5	881	-926	9	3	5	92	-81	-11	5	5	60	-74
0	1	5	1880	-2082	5	2	5	184	178	10	3	5	157	182	-10	5	5	64	48
1	1	5	548	636	6	2	5	317	359	11	3	5	597	614	-9	5	5	72	54
2	1	5	1299	-1459	7	2	5	269	321	13	3	5	214	222	-8	5	5	332	362
3	1	5	312	344	8	2	5	79	29	14	3	5	51	-64	-7	5	5	275	288
4	1	5	800	940	9	2	5	557	606	-15	4	5	152	-156	-6	5	5	70	56
5	1	5	242	-273	10	2	5	471	-501	-14	4	5	540	-537	-5	5	5	446	452
6	1	5	796	959	11	2	5	228	256	-13	4	5	331	314	-4	5	5	519	-517

OBSERVED AND CALCULATED STRUCTURE FACTORS

0	7	5	214	224	-3	1	6	808	705	4	2	6	738	-795	12	3	6	223	225	-4	5	6	505	532
1	7	5	239	-238	-2	1	6	753	-696	6	2	6	106	-116	13	3	6	72	-78	-3	5	6	338	-339
2	7	5	155	131	-1	1	6	1476	-1452	7	2	6	274	324	-15	4	6	301	-319	-2	5	6	552	549
3	7	5	365	-356	0	1	6	272	299	8	2	6	574	639	-13	4	6	499	-498	-1	5	6	310	316
-18	0	6	176	-165	1	1	6	1817	-2097	9	2	6	426	-456	-12	4	6	401	381	0	5	6	205	203
-16	0	6	99	90	2	1	6	503	542	10	2	6	492	526	-11	4	6	159	-151	1	5	6	481	460
-14	0	6	350	-341	3	1	6	374	-414	11	2	6	516	-529	-9	4	6	157	156	2	5	6	115	-110
-12	0	6	595	-567	4	1	6	381	426	12	2	6	210	226	-8	4	6	222	-227	3	5	6	287	-284
-10	0	6	740	671	5	1	6	347	412	13	2	6	205	189	-7	4	6	50	-31	4	5	6	308	-301
-8	0	6	2433	2164	6	1	6	664	-790	14	2	6	51	59	-6	4	6	164	187	5	5	6	293	-287
-6	0	6	1713	1479	7	1	6	84	72	15	2	6	430	420	-5	4	6	318	337	6	5	6	224	-224
-4	0	6	765	-645	8	1	6	366	-409	-16	3	6	83	-90	-4	4	6	545	599	7	5	6	136	131
-2	0	6	1578	-1377	10	1	6	203	216	-15	3	6	197	-193	-3	4	6	780	841	8	5	6	269	-272
0	0	6	114	118	11	1	6	510	533	-14	3	6	127	123	-2	4	6	67	38	9	5	6	345	343
2	0	6	1161	-1308	12	1	6	216	225	-13	3	6	147	-145	-1	4	6	668	685	10	5	6	103	-100
4	0	6	1675	-2090	13	1	6	612	642	-12	3	6	628	-588	0	4	6	828	-847	11	5	6	70	-68
6	0	6	515	-580	-17	2	6	101	98	-10	3	6	989	-947	1	4	6	72	-21	-10	6	6	100	-87
8	0	6	1179	1273	-16	2	6	171	-164	-9	3	6	645	622	2	4	6	319	-296	-9	6	6	178	-194
10	0	6	764	834	-15	2	6	563	-546	-7	3	6	672	647	3	4	6	673	-663	-8	6	6	301	-323
12	0	6	83	-80	-14	2	6	116	-112	-6	3	6	1235	1264	4	4	6	279	260	-7	6	6	243	242
16	0	6	203	179	-13	2	6	600	-586	-5	3	6	48	-41	5	4	6	190	-182	-6	6	6	120	-128
-18	1	6	207	-223	-12	2	6	224	-217	-4	3	6	667	824	6	4	6	95	96	-5	6	6	347	358
-17	1	6	571	-571	-10	2	6	305	280	-3	3	6	225	-225	7	4	6	182	-184	-4	6	6	215	213
-16	1	6	85	81	-9	2	6	418	380	-2	3	6	133	-121	8	4	6	203	-200	-3	6	6	119	121
-15	1	6	430	-432	-8	2	6	1087	998	-1	3	6	200	-218	9	4	6	295	-302	-2	6	6	113	106
-14	1	6	232	220	-7	2	6	350	-306	0	3	6	82	93	11	4	6	166	-178	-1	6	6	66	63
-13	1	6	294	294	-6	2	6	869	795	1	3	6	303	-287	12	4	6	187	195	0	6	6	102	-93
-12	1	6	366	-337	-5	2	6	109	-96	2	3	6	619	623	13	4	6	119	109	1	6	6	125	124
-11	1	6	878	842	-4	2	6	211	-185	3	3	6	477	-489	-13	5	6	269	-261	4	6	6	307	301
-10	1	6	549	-505	-3	2	6	1451	1493	4	3	6	289	-291	-12	5	6	271	-271	5	6	6	396	-375
-9	1	6	163	163	-2	2	6	335	-312	5	3	6	339	-354	-11	5	6	217	-248	6	6	6	244	222
-8	1	6	101	87	-1	2	6	838	990	6	3	6	1094	-1121	-10	5	6	155	-189	7	6	6	298	-286
-7	1	6	412	345	0	2	6	298	-309	7	3	6	243	245	-9	5	6	214	243	8	6	6	170	-163
-6	1	6	961	856	1	2	6	595	-655	8	3	6	642	-662	-7	5	6	276	303	-4	7	6	144	131
-5	1	6	1430	1247	2	2	6	563	-624	9	3	6	417	450	-6	5	6	203	198	-3	7	6	78	-55
-4	1	6	804	686	3	2	6	922	-1023	11	3	6	141	162	-5	5	6	278	-304	-2	7	6	356	353

OBSERVED AND CALCULATED STRUCTURE FACTORS

H	K	L	10FO	10FC	H	K	L	10FO	10FC	H	K	L	10FO	10FC	H	K	L	10FO	10FC	H	K	L	10FO	10FC
-1	7	6	117	102	0	1	7	1313-1378	296 -325	4	2	7	296	-325	11	3	7	148	155	-7	5	7	120	-128
0	7	6	158	147	1	1	7	314	565 -615	5	2	7	565	-615	12	3	7	86	95	-6	5	7	103	92
1	7	6	175	169	2	1	7	992-1120	256 277	6	2	7	256	277	13	3	7	105	-105	-5	5	7	250	264
2	7	6	247	-235	3	1	7	281	369 402	9	2	7	369	402	-15	4	7	242	-249	-4	5	7	448	-485
-15	0	7	186	-176	4	1	7	131	595 -620	10	2	7	595	-620	-14	4	7	271	-285	-3	5	7	464	481
-13	0	7	959	-924	5	1	7	401	288 307	11	2	7	288	307	-13	4	7	112	107	-1	5	7	397	410
-11	0	7	546	-526	6	1	7	249	344 -362	12	2	7	344	-362	-12	4	7	373	-365	0	5	7	385	382
-9	0	7	1365	1245	7	1	7	648	194 205	13	2	7	194	205	-11	4	7	149	153	1	5	7	221	223
-7	0	7	1655	1532	8	1	7	482	234 219	14	2	7	234	219	-10	4	7	169	-173	2	5	7	165	155
-5	0	7	517	475	10	1	7	116	71 74	15	2	7	71	74	-9	4	7	203	-203	3	5	7	64	-56
-3	0	7	304	-302	11	1	7	174	78 -83	-16	3	7	78	-83	-8	4	7	272	-280	4	5	7	304	-324
-1	0	7	190	193	12	1	7	651	133 141	-15	3	7	133	141	-7	4	7	294	-332	5	5	7	175	-186
3	0	7	1240-1495		13	1	7	80	263 -249	-14	3	7	263	-249	-6	4	7	249	-285	6	5	7	132	-119
5	0	7	1453-1637		14	1	7	415	292 -274	-12	3	7	292	-274	-5	4	7	450	542	7	5	7	311	-302
7	0	7	171	-170	15	1	7	156	826 -806	-11	3	7	826	-806	-4	4	7	305	332	8	5	7	380	363
9	0	7	570	587	-17	2	7	156	136 138	-10	3	7	136	138	-3	4	7	461	518	9	5	7	289	-288
11	0	7	488	512	-16	2	7	109	1098-1053	-9	3	7	1098	-1053	-2	4	7	817	908	10	5	7	152	144
13	0	7	99	-97	-15	2	7	243	459 425	-8	3	7	459	425	-1	4	7	310	-325	-9	6	7	166	-179
15	0	7	241	216	-14	2	7	636	298 290	-7	3	7	298	290	0	4	7	765	806	-8	6	7	139	-140
-18	1	7	270	-284	-13	2	7	364	285 308	-6	3	7	285	308	1	4	7	627	-633	-7	6	7	243	-268
-17	1	7	71	-85	-12	2	7	185	869 918	-5	3	7	869	918	2	4	7	220	-213	-6	6	7	196	197
-16	1	7	697	-697	-11	2	7	60	180 203	-4	3	7	180	203	3	4	7	46	28	-4	6	7	177	185
-15	1	7	243	235	-10	2	7	332	240 261	-3	3	7	240	261	4	4	7	222	-209	-3	6	7	141	150
-14	1	7	285	-280	-9	2	7	439	41 14	-2	3	7	41	14	5	4	7	245	242	-2	6	7	49	41
-13	1	7	121	117	-8	2	7	371	98 95	-1	3	7	98	95	6	4	7	101	-106	-1	6	7	55	-58
-12	1	7	320	311	-7	2	7	1104	175 175	0	3	7	175	175	7	4	7	195	-201	0	6	7	202	214
-11	1	7	619	-585	-6	2	7	737	638 712	1	3	7	638	712	8	4	7	154	-151	1	6	7	131	-114
-10	1	7	101	94	-5	2	7	653	342 -352	2	3	7	342	-352	9	4	7	197	-207	2	6	7	336	339
-9	1	7	609	-574	-4	2	7	188	708 747	3	3	7	708	747	10	4	7	388	-398	3	6	7	175	171
-8	1	7	110	-109	-3	2	7	295	708 -731	4	3	7	708	-731	11	4	7	124	143	4	6	7	91	-67
-7	1	7	548	491	-2	2	7	1808	450 -451	5	3	7	450	-451	12	4	7	173	-181	5	6	7	276	268
-6	1	7	1168	1039	-1	2	7	147	195 -213	6	3	7	195	-213	-13	5	7	167	-164	6	6	7	278	-277
-5	1	7	750	657	0	2	7	650	817 -856	7	3	7	817	-856	-12	5	7	268	-296	-14	0	8	544	-542
-4	1	7	2036	1814	1	2	7	322	134 141	8	3	7	134	141	-11	5	7	229	-264	-12	0	8	1286	-1217
-3	1	7	117	112	2	2	7	638	95 -95	9	3	7	95	-95	-9	5	7	253	-311	-10	0	8	300	-286
-2	1	7	407	400	3	2	7	729	220 257	10	3	7	220	257	-8	5	7	316	379	-8	0	8	1384	1293

OBSERVED AND CALCULATED STRUCTURE FACTORS

H	K	L	10FO	10FC	H	K	L	10FO	10FC	H	K	L	10FO	10FC	H	K	L	10FO	10FC	H	K	L	10FO	10FC
-6	0	8	861	805	10	1	8	74	-75	14	2	8	185	170	-8	4	8	365	-389	4	5	8	95	101
-4	0	8	260	-244	11	1	8	189	171	-16	3	8	160	160	-7	4	8	504	-572	5	5	8	302	-307
-2	0	8	566	515	13	1	8	555	521	-15	3	8	87	-88	-6	4	8	52	34	6	5	8	113	-90
0	0	8	1435	1396	14	1	8	186	-169	-14	3	8	370	378	-5	4	8	395	-480	7	5	8	82	70
2	0	8	457	-449	15	1	8	246	236	-13	3	8	435	-422	-4	4	8	502	598	8	5	8	237	-234
4	0	8	1196	-1419	-17	2	8	287	297	-12	3	8	260	-259	-3	4	8	330	374	9	5	8	265	272
6	0	8	851	-933	-16	2	8	66	-70	-11	3	8	426	-410	-2	4	8	212	232	10	5	8	228	-221
8	0	8	278	265	-15	2	8	311	-294	-10	3	8	842	-823	-1	4	8	758	865	-9	6	8	258	-307
10	0	8	340	348	-14	2	8	381	-379	-9	3	8	348	316	0	4	8	453	-505	-8	6	8	182	-230
12	0	8	196	-163	-13	2	8	318	-308	-8	3	8	514	-502	1	4	8	397	432	-7	6	8	99	-100
14	0	8	142	123	-12	2	8	439	-429	-7	3	8	291	274	2	4	8	107	-102	-6	6	8	85	-93
-17	1	8	335	-330	-11	2	8	161	159	-6	3	8	279	283	3	4	8	111	118	-5	6	8	90	84
-15	1	8	655	-652	-10	2	8	134	-128	-5	3	8	307	328	4	4	8	187	192	-4	6	8	141	151
-14	1	8	217	219	-9	2	8	65	58	-4	3	8	220	244	6	4	8	114	113	-1	6	8	130	125
-13	1	8	209	-200	-8	2	8	470	456	-3	3	8	199	215	7	4	8	58	-52	0	6	8	214	-213
-12	1	8	115	-109	-7	2	8	1130	-1058	-2	3	8	96	-116	8	4	8	262	-270	1	6	8	352	341
-11	1	8	128	112	-6	2	8	820	744	-1	3	8	293	312	9	4	8	255	-261	2	6	8	111	-96
-10	1	8	824	-764	-5	2	8	960	-911	0	3	8	297	314	10	4	8	84	-83	3	6	8	332	331
-9	1	8	550	-520	-4	2	8	418	391	1	3	8	60	64	11	4	8	339	-354	4	6	8	169	170
-8	1	8	213	-214	-3	2	8	1200	1181	2	3	8	1106	1229	12	4	8	281	294	5	6	8	63	-79
-7	1	8	52	52	-2	2	8	386	404	3	3	8	440	-468	-12	5	8	90	-94	6	6	8	152	144
-6	1	8	427	377	-1	2	8	1025	1131	4	3	8	352	357	-11	5	8	172	-200	-17	0	9	300	305
-5	1	8	1337	1229	0	2	8	333	350	5	3	8	455	-489	-10	5	8	272	-316	-13	0	9	877	-845
-3	1	8	1948	1847	1	2	8	410	436	6	3	8	448	-492	-9	5	8	161	183	-11	0	9	1134	-1063
-2	1	8	461	-453	2	2	8	196	-199	7	3	8	91	-107	-8	5	8	300	-346	-7	0	9	856	745
-1	1	8	358	335	3	2	8	482	-518	8	3	8	400	-433	-7	5	8	232	280	-5	0	9	123	114
0	1	8	169	152	4	2	8	715	-767	9	3	8	53	40	-6	5	8	216	-249	-3	0	9	80	79
1	1	8	1056	-1155	5	2	8	190	191	10	3	8	52	51	-5	5	8	264	-289	-1	0	9	1549	1535
2	1	8	615	690	6	2	8	639	-684	11	3	8	77	78	-4	5	8	64	65	1	0	9	1166	1213
3	1	8	441	-483	7	2	8	359	398	13	3	8	77	83	-3	5	8	338	-355	3	0	9	255	-280
4	1	8	252	276	8	2	8	118	-127	-14	4	8	47	-47	-2	5	8	344	347	5	0	9	1231	-1355
5	1	8	66	-64	9	2	8	398	-415	-13	4	8	162	-166	-1	5	8	148	150	7	0	9	250	-265
6	1	8	504	-557	10	2	8	75	65	-12	4	8	107	105	0	5	8	371	376	11	0	9	134	-118
7	1	8	644	-676	11	2	8	479	-458	-11	4	8	132	-130	1	5	8	396	413	13	0	9	123	-117
8	1	8	221	-225	12	2	8	73	71	-10	4	8	153	-150	2	5	8	243	253	-16	1	9	360	-354
9	1	8	546	-558	13	2	8	68	-83	-9	4	8	271	-269	3	5	8	112	-120	-15	1	9	276	277

OBSERVED AND CALCULATED STRUCTURE FACTORS

-14	1	9	268	-262	-6	2	9	1244	-1182	3	3	9	969	1003	-8	5	9	244	291	-2	0	10	630	621
-13	1	9	184	169	-5	2	9	276	253	4	3	9	352	-376	-7	5	9	361	-433	0	0	10	1800	1781
-12	1	9	147	-149	-4	2	9	424	-406	5	3	9	185	190	-5	5	9	253	-282	2	0	10	723	799
-11	1	9	382	-354	-3	2	9	621	622	6	3	9	317	-343	-4	5	9	320	-369	4	0	10	619	-714
-10	1	9	582	-563	-2	2	9	711	728	7	3	9	458	-490	-3	5	9	77	-95	6	0	10	801	-846
-9	1	9	609	-566	-1	2	9	513	552	9	3	9	153	-161	-2	5	9	129	-126	8	0	10	53	-62
-8	1	9	820	-758	0	2	9	618	685	11	3	9	58	70	-1	5	9	147	156	10	0	10	77	70
-7	1	9	79	-82	1	2	9	482	509	12	3	9	90	-79	0	5	9	281	298	12	0	10	450	-390
-6	1	9	338	317	2	2	9	99	-105	13	3	9	159	-150	1	5	9	295	306	14	0	10	155	-128
-5	1	9	255	235	3	2	9	266	-280	-14	4	9	71	-68	2	5	9	133	134	-16	1	10	202	196
-4	1	9	1774	1657	4	2	9	59	55	-13	4	9	194	206	3	5	9	328	330	-15	1	10	195	-205
-3	1	9	632	-566	5	2	9	617	-647	-12	4	9	56	-39	4	5	9	319	-319	-14	1	10	334	332
-2	1	9	978	956	6	2	9	535	552	-9	4	9	354	-353	5	5	9	287	279	-12	1	10	88	93
-1	1	9	406	-398	7	2	9	429	-452	-8	4	9	355	-374	6	5	9	146	-139	-11	1	10	124	-123
0	1	9	210	-206	8	2	9	123	127	-7	4	9	240	-261	8	5	9	155	172	-10	1	10	425	-389
1	1	9	610	637	9	2	9	138	-149	-6	4	9	558	-660	9	5	9	156	-161	-9	1	10	963	-892
2	1	9	160	-175	10	2	9	473	-449	-5	4	9	365	411	-8	6	9	140	-158	-8	1	10	149	-137
3	1	9	756	834	11	2	9	63	-55	-4	4	9	350	-391	-7	6	9	152	-199	-7	1	10	922	-846
4	1	9	65	-21	12	2	9	326	-320	-3	4	9	379	429	-6	6	9	73	-56	-6	1	10	273	257
6	1	9	277	-291	14	2	9	75	84	-2	4	9	316	356	-4	6	9	131	-131	-5	1	10	246	251
7	1	9	363	-376	-15	3	9	429	427	-1	4	9	62	-64	-3	6	9	84	84	-4	1	10	47	-109
8	1	9	672	-678	-14	3	9	131	-130	0	4	9	586	629	-2	6	9	94	-81	-3	1	10	1381	1297
10	1	9	452	-423	-13	3	9	308	306	1	4	9	290	-299	-1	6	9	154	-163	-2	1	10	625	-596
11	1	9	159	151	-12	3	9	394	-373	2	4	9	143	161	0	6	9	146	151	-1	1	10	429	424
12	1	9	249	216	-11	3	9	462	-448	3	4	9	69	76	1	6	9	230	-236	0	1	10	169	-164
13	1	9	80	-70	-10	3	9	258	-261	4	4	9	210	205	2	6	9	361	369	1	1	10	52	55
14	1	9	280	243	-9	3	9	576	-569	5	4	9	277	286	3	6	9	63	54	2	1	10	543	606
-16	2	9	97	112	-8	3	9	123	107	6	4	9	184	200	4	6	9	158	154	3	1	10	401	419
-14	2	9	219	-229	-7	3	9	105	-88	7	4	9	169	-184	5	6	9	178	181	4	1	10	463	485
-13	2	9	532	-519	-6	3	9	228	225	8	4	9	54	26	-16	0	10	450	465	5	1	10	285	287
-12	2	9	214	-216	-5	3	9	107	112	9	4	9	205	-216	-14	0	10	120	-128	6	1	10	114	-116
-11	2	9	613	-605	-3	3	9	387	-428	10	4	9	281	-291	-12	0	10	1010	-962	7	1	10	509	-507
-10	2	9	504	473	-2	3	9	332	361	11	4	9	88	74	-10	0	10	694	-668	9	1	10	739	-690
-9	2	9	281	-249	-1	3	9	363	-393	-12	5	9	239	-231	-8	0	10	126	112	10	1	10	125	111
-8	2	9	278	-268	0	3	9	561	592	-10	5	9	79	-75	-6	0	10	223	192	11	1	10	144	-130
-7	2	9	206	185	1	3	9	768	804	-9	5	9	255	-293	-4	0	10	265	-267	12	1	10	77	81

OBSERVED AND CALCULATED STRUCTURE FACTORS

H	K	L	10FO	10FC	H	K	L	10FO	10FC	H	K	L	10FO	10FC	H	K	L	10FO	10FC					
13	1	10	158	134	-10	3	10	584	-571	4	4	10	240	231	-9	0	11	141	-139	10	1	11	511	-453
-16	2	10	165	169	-9	3	10	216	-209	5	4	10	313	318	-7	0	11	147	-154	11	1	11	231	193
-15	2	10	73	-80	-8	3	10	409	-408	6	4	10	46	57	-5	0	11	782	-737	13	1	11	59	-36
-14	2	10	50	-44	-7	3	10	175	-168	7	4	10	369	366	-3	0	11	558	-526	-15	2	11	242	246
-13	2	10	51	-48	-6	3	10	199	189	8	4	10	277	-293	-1	0	11	907	875	-14	2	11	83	-87
-12	2	10	447	-426	-5	3	10	75	73	9	4	10	49	-16	1	0	11	1192	1231	-12	2	11	172	165
-11	2	10	401	385	-4	3	10	425	-467	10	4	10	175	-180	3	0	11	366	406	-11	2	11	340	-334
-10	2	10	624	-597	-3	3	10	47	33	-11	5	10	165	-170	5	0	11	392	-432	-10	2	11	715	681
-9	2	10	189	175	-2	3	10	636	-722	-9	5	10	156	177	7	0	11	78	-76	-9	2	11	338	-323
-8	2	10	279	-262	-1	3	10	555	595	-8	5	10	178	-201	9	0	11	88	-92	-8	2	11	128	-121
-7	2	10	678	-646	0	3	10	122	-119	-7	5	10	166	203	11	0	11	362	-290	-7	2	11	193	-187
-6	2	10	160	-171	1	3	10	290	296	-6	5	10	317	-358	13	0	11	408	-318	-6	2	11	780	-745
-5	2	10	1034	-985	2	3	10	815	828	-5	5	10	183	-215	-15	1	11	273	269	-5	2	11	442	-415
-4	2	10	74	64	4	3	10	623	622	-4	5	10	204	-229	-14	1	11	163	150	-4	2	11	466	-450
-3	2	10	62	69	5	3	10	179	-188	-3	5	10	210	-249	-13	1	11	400	404	-2	2	11	92	100
-2	2	10	421	433	6	3	10	59	-62	-2	5	10	124	-135	-12	1	11	230	235	-1	2	11	448	487
-1	2	10	492	532	7	3	10	123	-128	-1	5	10	76	87	-11	1	11	125	-119	0	2	11	85	91
0	2	10	632	708	8	3	10	141	-143	1	5	10	261	271	-10	1	11	448	-417	1	2	11	668	698
1	2	10	101	-105	9	3	10	56	-62	2	5	10	236	243	-9	1	11	167	-181	2	2	11	482	-487
2	2	10	428	435	10	3	10	54	36	3	5	10	138	-137	-8	1	11	1175	-1092	3	2	11	251	260
3	2	10	259	-253	11	3	10	106	-102	4	5	10	334	335	-7	1	11	89	119	5	2	11	53	5
4	2	10	121	-112	-13	4	10	53	69	5	5	10	240	-235	-6	1	11	743	-685	6	2	11	708	695
5	2	10	519	534	-12	4	10	271	277	6	5	10	192	205	-5	1	11	228	217	7	2	11	110	-123
6	2	10	340	-365	-11	4	10	135	134	8	5	10	74	59	-4	1	11	494	464	8	2	11	349	347
7	2	10	531	552	-10	4	10	60	-63	-6	6	10	91	-90	-3	1	11	225	-235	9	2	11	103	-111
8	2	10	226	-229	-8	4	10	504	-531	-5	6	10	85	-92	-2	1	11	535	501	10	2	11	202	-175
9	2	10	70	-47	-7	4	10	364	-390	-4	6	10	83	90	-1	1	11	530	-521	11	2	11	153	-136
10	2	10	136	-122	-5	4	10	512	-599	-3	6	10	247	-278	0	1	11	292	284	12	2	11	232	-196
11	2	10	401	-372	-4	4	10	459	515	-1	6	10	161	-150	1	1	11	158	161	-13	3	11	494	501
12	2	10	110	-92	-3	4	10	175	-194	0	6	10	247	-264	2	1	11	321	367	-12	3	11	189	-189
13	2	10	140	-117	-2	4	10	215	225	1	6	10	164	187	3	1	11	431	456	-10	3	11	110	-120
-15	3	10	89	85	-1	4	10	103	96	2	6	10	153	-146	4	1	11	680	711	-9	3	11	403	-406
-14	3	10	576	576	0	4	10	243	-241	3	6	10	279	278	5	1	11	46	71	-8	3	11	94	-89
-13	3	10	205	-206	1	4	10	88	87	-15	0	11	423	421	6	1	11	151	157	-7	3	11	123	-121
-12	3	10	138	142	2	4	10	69	-64	-13	0	11	408	-414	7	1	11	113	-113	-6	3	11	265	-258
-11	3	10	248	-240	3	4	10	253	253	-11	0	11	746	-725	8	1	11	525	-502	-5	3	11	128	123

OBSERVED AND CALCULATED STRUCTURE FACTORS

H	K	L	10FO	10FC	H	K	L	10FO	10FC	H	K	L	10FO	10FC	H	K	L	10FO	10FC	H	K	L	10FO	10FC
-4	3	11	348	-364	-9	5	11	73	59	-13	1	12	352	339	-2	2	12	302	-296	-6	4	12	192	-199
-3	3	11	536	-585	-8	5	11	247	284	-12	1	12	149	152	-1	2	12	273	273	-5	4	12	354	-384
-2	3	11	186	213	-7	5	11	146	-166	-11	1	12	273	263	0	2	12	448	475	-4	4	12	107	111
-1	3	11	823	-883	-5	5	11	201	-232	-10	1	12	228	-231	1	2	12	331	-358	-3	4	12	304	-315
0	3	11	386	393	-4	5	11	281	-301	-9	1	12	635	-603	2	2	12	516	517	-2	4	12	97	92
1	3	11	176	176	-3	5	11	141	-160	-7	1	12	1007	-954	3	2	12	401	-400	-1	4	12	78	-78
2	3	11	372	399	-2	5	11	67	-67	-6	1	12	363	328	4	2	12	254	253	0	4	12	232	-231
3	3	11	489	480	-1	5	11	143	-143	-5	1	12	250	-225	5	2	12	214	205	1	4	12	219	-226
4	3	11	66	-62	0	5	11	290	296	-4	1	12	137	-139	7	2	12	444	431	3	4	12	211	-194
5	3	11	298	295	1	5	11	107	-109	-3	1	12	188	184	8	2	12	44	18	4	4	12	282	275
6	3	11	103	-101	2	5	11	89	73	-2	1	12	477	-478	9	2	12	206	191	5	4	12	163	156
7	3	11	43	-28	3	5	11	152	161	-1	1	12	59	-71	10	2	12	102	-97	6	4	12	97	88
9	3	11	140	130	4	5	11	252	-260	0	1	12	213	-225	11	2	12	184	-154	7	4	12	333	319
10	3	11	115	-118	5	5	11	241	239	1	1	12	68	65	-14	3	12	394	405	8	4	12	171	-167
11	3	11	229	204	6	5	11	113	-112	2	1	12	101	103	-12	3	12	268	281	-9	5	12	156	168
-13	4	11	182	179	-4	6	11	184	-200	3	1	12	567	596	-11	3	12	115	-114	-8	5	12	79	80
-12	4	11	242	247	-3	6	11	96	106	4	1	12	162	175	-8	3	12	104	37	-7	5	12	188	223
-11	4	11	121	122	-2	6	11	265	-291	5	1	12	690	714	-7	3	12	117	-125	-5	5	12	106	-105
-10	4	11	286	300	-1	6	11	67	-53	6	1	12	159	-166	-6	3	12	347	343	-4	5	12	164	-186
-9	4	11	235	-228	0	6	11	93	-100	7	1	12	50	45	-5	3	12	404	-404	-3	5	12	262	-264
-7	4	11	396	-417	1	6	11	227	-216	9	1	12	475	-425	-4	3	12	200	-210	-2	5	12	239	-235
-6	4	11	521	-569	-16	0	12	589	599	10	1	12	195	161	-3	3	12	219	-213	-1	5	12	69	79
-5	4	11	84	92	-14	0	12	357	366	11	1	12	212	-195	-2	3	12	663	-714	0	5	12	176	-181
-4	4	11	420	-462	-12	0	12	424	-423	12	1	12	85	69	-1	3	12	215	233	1	5	12	288	291
-3	4	11	328	349	-10	0	12	314	-336	-15	2	12	140	-140	0	3	12	482	-477	2	5	12	132	-131
-2	4	11	116	-109	-8	0	12	46	-41	-14	2	12	251	240	1	3	12	286	280	3	5	12	79	-78
1	4	11	189	-193	-6	0	12	448	-401	-13	2	12	54	-57	2	3	12	156	177	4	5	12	62	68
2	4	11	65	-57	-4	0	12	1272	-1178	-11	2	12	605	590	3	3	12	181	175	5	5	12	188	-183
3	4	11	161	169	-2	0	12	458	-414	-10	2	12	145	-168	4	3	12	295	291	-15	0	13	435	431
4	4	11	107	118	0	0	12	765	759	-9	2	12	583	569	6	3	12	58	-61	-13	0	13	174	174
5	4	11	201	199	2	0	12	868	922	-8	2	12	190	-179	8	3	12	122	119	-11	0	13	87	-87
6	4	11	426	403	4	0	12	72	67	-7	2	12	304	-275	10	3	12	331	289	-9	0	13	146	143
7	4	11	136	-133	8	0	12	228	199	-6	2	12	234	-213	-12	4	12	262	262	-7	0	13	133	135
8	4	11	301	293	12	0	12	406	-322	-5	2	12	775	-759	-11	4	12	342	352	-5	0	13	1014	-938
9	4	11	234	-225	-15	1	12	161	166	-4	2	12	355	-340	-9	4	12	363	378	-3	0	13	1013	-934
-10	5	11	56	-33	-14	1	12	264	263	-3	2	12	67	-65	-8	4	12	328	-341	-1	0	13	71	74

OBSERVED AND CALCULATED STRUCTURE FACTORS

H	K	L	10FO	10FC	H	K	L	10FO	10FC	H	K	L	10FO	10FC	H	K	L	10FO	10FC					
1	0	13	455	474	-2	2	13	299	284	-5	4	13	83	99	-9	1	14	56	64	8	2	14	229	205
3	0	13	267	280	-1	2	13	154	-152	-4	4	13	151	-175	-8	1	14	61	84	9	2	14	64	56
5	0	13	81	83	0	2	13	113	-110	-3	4	13	106	111	-7	1	14	410	-411	-11	3	14	76	78
7	0	13	374	352	1	2	13	246	231	-2	4	13	158	-176	-6	1	14	353	349	-10	3	14	67	-72
9	0	13	348	298	2	2	13	523	-515	-1	4	13	138	-130	-5	1	14	271	-259	-9	3	14	251	239
11	0	13	123	-90	3	2	13	298	289	0	4	13	126	-137	-4	1	14	239	237	-8	3	14	161	158
-14	1	13	304	306	4	2	13	281	-268	1	4	13	214	-197	-3	1	14	129	-126	-6	3	14	578	589
-13	1	13	245	240	5	2	13	198	188	2	4	13	277	-262	-2	1	14	399	-388	-5	3	14	269	-277
-12	1	13	638	632	6	2	13	282	278	3	4	13	144	148	-1	1	14	376	-358	-4	3	14	195	201
-10	1	13	104	99	7	2	13	115	118	4	4	13	216	-199	0	1	14	218	-222	-3	3	14	270	-264
-8	1	13	642	-627	8	2	13	337	308	5	4	13	272	266	1	1	14	453	-451	-2	3	14	355	-388
-7	1	13	205	187	9	2	13	68	65	6	4	13	132	126	2	1	14	95	102	0	3	14	337	-337
-6	1	13	637	-611	-13	3	13	286	294	-7	5	13	89	98	3	1	14	126	116	1	3	14	112	107
-5	1	13	267	251	-12	3	13	58	50	-4	5	13	180	-196	5	1	14	514	498	6	3	14	197	-182
-3	1	13	356	-355	-11	3	13	95	87	-3	5	13	124	-130	6	1	14	205	-187	7	3	14	171	158
-2	1	13	99	-97	-10	3	13	73	72	-2	5	13	134	-124	7	1	14	300	269	-9	4	14	341	351
-1	1	13	555	-545	-7	3	13	489	482	-1	5	13	282	-280	8	1	14	49	-39	-8	4	14	127	-134
0	1	13	385	-386	-6	3	13	115	-130	0	5	13	205	209	-13	2	14	261	-260	-7	4	14	155	155
2	1	13	43	-18	-5	3	13	309	327	1	5	13	265	-253	-12	2	14	161	157	-5	4	14	89	89
3	1	13	131	131	-4	3	13	379	-385	2	5	13	157	135	-11	2	14	283	290	-4	4	14	146	153
4	1	13	655	662	-3	3	13	214	-216	3	5	13	76	-75	-10	2	14	131	141	-3	4	14	48	50
6	1	13	450	443	-2	3	13	138	-153	-14	0	14	305	320	-9	2	14	519	488	0	4	14	238	-228
7	1	13	77	-77	-1	3	13	656	-666	-10	0	14	301	297	-8	2	14	141	148	1	4	14	268	-257
10	1	13	162	-140	1	3	13	205	-186	-8	0	14	432	398	-7	2	14	57	76	3	4	14	357	-322
11	1	13	234	194	2	3	13	229	217	-4	0	14	878	-842	-6	2	14	204	-205	4	4	14	186	176
-14	2	13	253	-245	3	3	13	194	179	-2	0	14	646	-629	-5	2	14	158	-177	5	4	14	103	-92
-13	2	13	195	186	4	3	13	55	53	0	0	14	287	297	-4	2	14	456	-464	-4	5	14	109	105
-12	2	13	119	120	6	3	13	148	143	2	0	14	288	314	-3	2	14	160	167	-3	5	14	169	-175
-11	2	13	77	95	7	3	13	128	-120	4	0	14	156	-162	-2	2	14	404	-424	-1	5	14	73	53
-10	2	13	596	577	8	3	13	100	87	6	0	14	138	141	-1	2	14	140	136	-9	0	15	572	542
-8	2	13	341	338	9	3	13	167	143	8	0	14	436	365	0	2	14	85	-84	-7	0	15	615	561
-7	2	13	225	-229	-11	4	13	189	211	10	0	14	277	237	1	2	14	257	-257	-5	0	15	301	-303
-6	2	13	261	-261	-10	4	13	359	378	-14	1	14	137	146	3	2	14	537	-506	-3	0	15	688	-674
-5	2	13	420	-426	-9	4	13	103	-112	-13	1	14	394	384	4	2	14	112	115	-1	0	15	364	-357
-4	2	13	326	-323	-8	4	13	331	351	-11	1	14	617	594	6	2	14	94	89	1	0	15	127	131
-3	2	13	376	-378	-7	4	13	267	-275	-10	1	14	96	-95	7	2	14	196	185	5	0	15	244	-228

OBSERVED AND CALCULATED STRUCTURE FACTORS

H	K	L	10FO	10FC	H	K	L	10FO	10FC	H	K	L	10FO	10FC	H	K	L	10FO	10FC
7	0	15	219	182	1	2	15	122	-115	-6	0	16	355	324	-1	2	16	265	262
-13	1	15	76	95	2	2	15	382	-365	-4	0	16	297	-290	0	2	16	162	-158
-12	1	15	484	482	4	2	15	340	-314	-2	0	16	431	-421	2	2	16	84	-91
-11	1	15	135	-137	7	2	15	98	96	0	0	16	184	-185	3	2	16	341	-325
-10	1	15	408	379	-10	3	15	165	155	2	0	16	120	-125	4	2	16	87	-78
-9	1	15	62	-40	-9	3	15	150	-148	4	0	16	247	-226	5	2	16	49	-49
-7	1	15	230	232	-8	3	15	194	190	6	0	16	108	-91	-9	3	16	218	209
-6	1	15	55	-61	-7	3	15	306	310	-11	1	16	333	341	-7	3	16	155	159
-5	1	15	364	346	-5	3	15	413	414	-10	1	16	182	-185	-6	3	16	376	384
-2	1	15	276	-278	-4	3	15	178	-195	-9	1	16	194	193	-4	3	16	353	344
-1	1	15	115	-110	-3	3	15	93	86	-8	1	16	81	-79	-3	3	16	116	-111
0	1	15	514	-522	-2	3	15	179	-198	-7	1	16	53	51	-1	3	16	58	-74
2	1	15	234	-235	-1	3	15	289	-294	-6	1	16	334	318	0	3	16	105	-95
3	1	15	152	164	0	3	15	67	-76	-5	1	16	191	180	1	3	16	71	-63
4	1	15	243	226	1	3	15	109	-111	-4	1	16	185	173	2	3	16	100	93
5	1	15	83	-81	4	3	15	59	-54	-3	1	16	215	191	3	3	16	107	-109
6	1	15	238	206	5	3	15	203	-177	-2	1	16	60	-81	-3	4	16	178	155
7	1	15	195	-164	6	3	15	91	74	-1	1	16	339	-338	-9	0	17	302	285
8	1	15	75	70	-7	4	15	144	-149	1	1	16	537	-532	-7	0	17	553	517
-12	2	15	102	-111	-6	4	15	143	137	2	1	16	61	68	-5	0	17	197	187
-11	2	15	174	166	-5	4	15	123	127	3	1	16	140	-134	-3	0	17	232	-214
-10	2	15	291	283	-4	4	15	69	73	5	1	16	165	170	3	0	17	322	-324
-9	2	15	233	235	-3	4	15	119	120	6	1	16	133	-116	5	0	17	302	-247
-8	2	15	263	256	-2	4	15	166	167	-10	2	16	120	118	-10	1	17	168	179
-7	2	15	279	267	-1	4	15	118	-126	-9	2	16	195	195	-9	1	17	158	-154
-6	2	15	79	-85	1	4	15	202	-201	-8	2	16	341	320	-6	1	17	184	173
-5	2	15	93	-102	2	4	15	270	-238	-6	2	16	255	247	-5	1	17	210	202
-3	2	15	415	-414	-12	0	16	162	-144	-5	2	16	101	-81	-4	1	17	405	368
-2	2	15	406	404	-10	0	16	194	184	-3	2	16	285	285	-2	1	17	99	89
-1	2	15	246	-231	-8	0	16	653	591	-2	2	16	217	-223	-1	1	17	63	-81
0	2	15	50	45															

OBSERVED AND CALCULATED STRUCTURE FACTORS FOR 2-(2-Pyridyl)phenyltellurium(IV) tribromide

PAGE 1

H	K	L	10FO	10FC	H	K	L	10FO	10FC	H	K	L	10FO	10FC	H	K	L	10FO	10FC
1	0	0	894	829	-5	3	0	353	368	3	5	0	445	443	2	-9	1	175	157
2	0	0	41	-56	-4	4	0	853	906	4	5	0	380	374	-4	-8	1	95	-112
3	0	0	458	519	-3	5	0	505	281	5	5	0	94	84	-3	-8	1	148	133
4	0	0	142	-180	-2	3	0	888	-910	7	5	0	195	-213	-2	-8	1	101	132
5	0	0	365	-370	-1	3	0	271	296	-6	6	0	333	-378	-1	-8	1	252	290
6	0	0	156	-168	0	3	0	187	224	-5	6	0	150	-179	0	-8	1	260	279
8	0	0	264	256	1	3	0	335	56	-4	6	0	228	209	1	-8	1	81	117
-6	1	0	302	308	2	3	0	731	742	-3	6	0	249	151	2	-8	1	183	-199
-5	1	0	1037	1033	3	3	0	842	788	-2	6	0	649	556	3	-8	1	418	-435
-4	1	0	522	486	4	3	0	894	877	-1	6	0	782	818	4	-8	1	411	-386
-3	1	0	101	-119	5	3	0	528	549	0	6	0	373	386	-5	-7	1	161	211
-2	1	0	336	378	6	3	0	261	-244	1	6	0	181	209	-3	-7	1	85	-97
-1	1	0	776	-776	7	3	0	174	-193	2	6	0	272	-287	-2	-7	1	497	-484
0	1	0	1514	-1516	-7	4	0	163	-192	3	6	0	224	-258	-1	-7	1	603	-587
1	1	0	815	-742	-6	4	0	71	-111	6	6	0	160	169	0	-7	1	190	-176
2	1	0	612	-642	-5	4	0	91	-126	-5	7	0	209	219	1	-7	1	280	-290
3	1	0	786	733	-4	4	0	450	-373	-4	7	0	72	74	3	-7	1	453	448
4	1	0	164	148	-3	4	0	302	71	-3	7	0	199	-186	4	-7	1	340	348
5	1	0	141	-128	-2	4	0	611	600	-2	7	0	375	-379	5	-7	1	123	107
6	1	0	140	117	-1	4	0	679	677	-1	7	0	139	-158	-6	-6	1	284	-299
7	1	0	232	-226	0	4	0	506	527	0	7	0	298	-318	-4	-6	1	275	-288
8	1	0	432	-384	1	4	0	377	-403	1	7	0	63	-16	-3	-6	1	67	74
-6	2	0	306	-349	2	4	0	317	-307	2	7	0	440	506	-2	-6	1	788	773
-5	2	0	972	-941	3	4	0	535	-502	-4	8	0	88	-91	-1	-6	1	635	626
-4	2	0	740	-741	4	4	0	835	-813	-3	8	0	222	215	0	-6	1	367	384
-3	2	0	422	-458	5	4	0	186	-217	1	8	0	356	-360	1	-6	1	271	348
-2	2	0	303	307	6	4	0	159	160	2	8	0	343	-406	3	-6	1	161	-80
-1	2	0	79	26	-6	5	0	148	185	3	8	0	244	-293	4	-6	1	234	-225
0	2	0	377	-448	-5	5	0	77	94	4	8	0	154	-168	5	-6	1	117	-45
1	2	0	1006	1037	-4	5	0	251	-225	-2	9	0	144	-148	6	-6	1	303	260
2	2	0	152	-119	-3	5	0	206	-202	-1	9	0	182	-144	-6	-5	1	298	330
3	2	0	1374	-1334	-2	5	0	556	-558	0	9	0	204	199	-5	-5	1	308	314
4	2	0	263	-229	-1	5	0	1340	-1446	1	9	0	251	285	-4	-5	1	633	626
5	2	0	87	-123	0	5	0	452	-464	2	9	0	203	229	-2	-5	1	286	-289
7	2	0	398	379	1	5	0	204	225	3	9	0	289	315	-1	-5	1	508	-498
8	2	0	261	292	2	5	0	54	51	0	-9	1	221	-253	0	-5	1	381	-368

OBSERVED AND CALCULATED STRUCTURE FACTORS

H	K	L	10FO	10FC	H	K	L	10FO	10FC	H	K	L	10FO	10FC	H	K	L	10FO	10FC
-2	-2	1	1480	1418	7	0	1	300	322	-1	3	1	323	337	0	6	1	441	-456
-1	-2	1	154	-275	-8	1	1	310	316	0	3	1	267	-108	3	6	1	478	481
0	-2	1	270	287	-7	1	1	488	491	1	3	1	1866	1941	4	6	1	375	385
1	-2	1	516	587	-6	1	1	577	568	2	3	1	1240	1196	5	6	1	383	398
2	-2	1	1494	-1582	-5	1	1	90	-66	3	3	1	112	77	6	6	1	349	355
3	-2	1	927	-937	-4	1	1	260	-257	4	3	1	58	49	-5	7	1	163	-184
4	-2	1	157	-142	-3	1	1	245	350	5	3	1	148	-160	-2	7	1	172	145
5	-2	1	79	36	-2	1	1	760	-707	7	3	1	91	55	-1	7	1	359	365
6	-2	1	217	237	-1	1	1	484	-495	-6	4	1	139	155	0	7	1	463	475
-8	-1	1	167	180	0	1	1	648	783	-5	4	1	136	167	1	7	1	546	563
-7	-1	1	243	240	1	1	1	1059	946	-4	4	1	1011	991	2	7	1	208	-203
-5	-1	1	105	112	2	1	1	443	407	-3	4	1	936	928	3	7	1	345	-375
-4	-1	1	122	-122	4	1	1	639	-650	-2	4	1	204	144	4	7	1	127	-159
-3	-1	1	1364	-1370	5	1	1	333	-344	-1	4	1	130	-67	5	7	1	347	-349
-2	-1	1	1525	-1404	6	1	1	645	-651	0	4	1	407	-401	6	7	1	136	-147
-1	-1	1	611	-527	7	1	1	433	-442	1	4	1	652	-626	-4	8	1	225	227
0	-1	1	119	-58	-7	2	1	390	-392	2	4	1	348	-214	-3	8	1	168	-133
1	-1	1	724	727	-6	2	1	393	-376	3	4	1	437	-413	-2	8	1	197	-193
2	-1	1	277	212	-5	2	1	245	257	4	4	1	461	435	-1	8	1	198	-204
3	-1	1	296	253	-4	2	1	267	225	5	4	1	381	355	0	8	1	604	-637
4	-1	1	539	529	-3	2	1	76	39	-5	5	1	210	-217	1	8	1	408	-440
5	-1	1	578	-560	-2	2	1	50	26	-4	5	1	538	-554	2	8	1	134	79
6	-1	1	503	-477	-1	2	1	539	-607	-3	5	1	491	-497	4	8	1	164	198
-8	0	1	365	-364	0	2	1	824	-744	-2	5	1	536	-539	5	8	1	101	100
-7	0	1	414	-414	1	2	1	1593	-1582	-1	5	1	288	282	-2	9	1	204	224
-6	0	1	211	-214	2	2	1	1474	-1515	0	5	1	517	495	-1	9	1	243	256
-5	0	1	352	-361	3	2	1	93	143	1	5	1	491	-516	0	9	1	275	258
-4	0	1	228	247	4	2	1	232	231	2	5	1	59	34	1	9	1	118	138
-3	0	1	663	628	6	2	1	518	520	3	5	1	123	19	2	9	1	101	99
-2	0	1	1152	1052	7	2	1	213	220	4	5	1	883	-882	3	9	1	114	-157
-1	0	1	889	938	-7	3	1	149	168	5	5	1	454	-466	-1	-9	2	93	-78
1	0	1	946	-869	-6	3	1	142	-153	6	5	1	173	-193	0	-9	2	219	243
2	0	1	930	998	-5	3	1	230	-254	-5	6	1	147	146	1	-9	2	432	445
3	0	1	228	-212	-4	3	1	771	-782	-3	6	1	311	287	2	-9	2	164	209
5	0	1	910	927	-3	3	1	965	-967	-2	6	1	267	255	-4	-8	2	371	358
6	0	1	625	648	-2	3	1	263	269	-1	6	1	684	-683	-3	-8	2	189	218

OBSERVED AND CALCULATED STRUCTURE FACTORS

H	K	L	10FO	10FC	H	K	L	10FO	10FC	H	K	L	10FO	10FC	H	K	L	10FO	10FC	H	K	L	10FO	10FC
-6	-4	2	119	142	4	-2	2	272	192	-2	1	2	1165	1021	3	3	2	97	49	-1	6	2	263	-223
-5	-4	2	247	270	5	-2	2	181	187	-1	1	2	2435	2616	4	3	2	96	78	0	6	2	339	357
-4	-4	2	136	150	7	-2	2	265	-308	0	1	2	297	254	5	3	2	152	-45	1	6	2	190	70
-3	-4	2	98	-86	-6	-1	2	125	-150	1	1	2	233	-251	6	3	2	486	480	2	6	2	525	490
-2	-4	2	72	97	-5	-1	2	437	-446	2	1	2	337	432	7	3	2	404	403	3	6	2	415	404
-1	-4	2	904	-868	-4	-1	2	972	-979	3	1	2	640	-616	-7	4	2	181	224	4	6	2	85	31
0	-4	2	1797	-1844	-2	-1	2	755	777	4	1	2	575	-553	-6	4	2	480	473	6	6	2	212	-252
1	-4	2	371	-329	-1	-1	2	524	-653	5	1	2	136	-119	-5	4	2	614	588	-5	7	2	214	225
2	-4	2	199	-191	0	-1	2	180	165	6	1	2	92	84	-3	4	2	534	-519	-4	7	2	149	185
3	-4	2	217	-236	1	-1	2	339	-294	7	1	2	383	379	-2	4	2	347	353	-3	7	2	494	486
4	-4	2	300	283	2	-1	2	716	-759	8	1	2	90	117	-1	4	2	160	171	-2	7	2	633	650
5	-4	2	278	310	3	-1	2	1075	-1071	-7	2	2	309	311	0	4	2	260	-53	-1	7	2	430	437
7	-4	2	126	12	4	-1	2	978	-1045	-6	2	2	570	532	1	4	2	675	661	1	7	2	331	-323
-6	-3	2	315	-348	5	-1	2	435	-489	-5	2	2	135	146	2	4	2	816	817	2	7	2	208	-206
-5	-3	2	767	-761	6	-1	2	212	218	-4	2	2	187	-177	3	4	2	685	692	3	7	2	193	162
-4	-3	2	303	-316	8	-1	2	181	205	-3	2	2	187	155	4	4	2	330	328	5	7	2	184	183
-3	-3	2	301	-285	-7	0	2	151	159	-2	2	2	1251	-1206	5	4	2	579	-572	6	7	2	304	279
-2	-3	2	317	-351	-6	0	2	87	-32	-1	2	2	1508	-1497	6	4	2	280	-283	-4	8	2	170	-170
-1	-3	2	715	708	-5	0	2	266	271	0	2	2	723	-687	7	4	2	193	-229	-3	8	2	262	-265
0	-3	2	995	967	-4	0	2	427	439	1	2	2	253	-308	-6	5	2	143	-158	-1	8	2	178	-171
1	-3	2	622	588	-3	0	2	870	-846	2	2	2	670	630	-5	5	2	263	-232	0	8	2	159	134
2	-3	2	291	231	-2	0	2	1067	-938	3	2	2	190	170	-4	5	2	216	203	1	8	2	435	449
3	-3	2	408	-400	-1	0	2	1065	-1034	4	2	2	280	-303	-3	5	2	552	512	2	8	2	69	108
5	-3	2	90	48	0	0	2	976	-1043	5	2	2	173	174	-2	5	2	443	413	3	8	2	89	-68
7	-3	2	290	275	1	0	2	168	-65	6	2	2	314	-321	-1	5	2	155	133	4	8	2	106	-85
-7	-2	2	90	-91	2	0	2	89	20	7	2	2	538	-519	0	5	2	624	-650	5	8	2	371	-369
-6	-2	2	374	408	3	0	2	889	835	8	2	2	150	-187	1	5	2	438	-418	0	9	2	294	-277
-5	-2	2	753	779	4	0	2	1180	1205	-7	3	2	326	-347	2	5	2	599	-573	1	9	2	287	-316
-4	-2	2	526	529	5	0	2	258	245	-6	3	2	620	-607	3	5	2	1041	-1072	2	9	2	202	-210
-3	-2	2	643	600	6	0	2	173	-145	-5	3	2	312	-304	4	5	2	236	-248	-1	-9	3	202	224
-2	-2	2	91	-96	8	0	2	92	-97	-4	3	2	258	-238	5	5	2	304	313	0	-9	3	176	151
-1	-2	2	130	164	-7	1	2	151	-187	-3	3	2	249	211	7	5	2	170	183	1	-9	3	140	-113
0	-2	2	203	-133	-6	1	2	152	-190	-2	3	2	488	389	-5	6	2	175	-166	-1	-8	3	263	-298
1	-2	2	363	-496	-5	1	2	276	-254	0	3	2	708	775	-4	6	2	211	-216	1	-8	3	341	303
2	-2	2	594	629	-4	1	2	268	262	1	3	2	431	-390	-3	6	2	537	-546	2	-8	3	289	324
3	-2	2	1127	1157	-3	1	2	178	147	2	3	2	1443	-1475	-2	6	2	986	-986	3	-8	3	292	313

OBSERVED AND CALCULATED STRUCTURE FACTORS

H	K	L	10FO	10FC	H	K	L	10FO	10FC	H	K	L	10FO	10FC	H	K	L	10FO	10FC
-4	-7	3	131	97	2	-4	3	256	-280	-5	-1	3	359	359	6	1	3	278	286
-3	-7	3	192	208	3	-4	3	341	345	-4	-1	3	903	865	8	1	3	248	-235
-2	-7	3	242	270	4	-4	3	149	-182	-3	-1	3	670	697	-7	2	3	244	268
-1	-7	3	214	212	5	-4	3	625	-673	-2	-1	3	423	-454	-6	2	3	123	-122
1	-7	3	206	-227	6	-4	3	484	-482	-1	-1	3	111	126	-5	2	3	74	23
2	-7	3	617	-625	7	-4	3	155	-199	0	-1	3	58	132	-3	2	3	660	-643
3	-7	3	454	-459	-7	-3	3	256	-307	1	-1	3	2770	-2867	-2	2	3	134	-157
5	-7	3	123	-113	-6	-3	3	381	-411	2	-1	3	1091	-1027	-1	2	3	1567	1582
-4	-6	3	158	-185	-5	-3	3	77	72	4	-1	3	78	-89	0	2	3	525	446
-3	-6	3	604	-582	-4	-3	3	98	121	5	-1	3	83	76	1	2	3	126	84
-2	-6	3	573	-540	-3	-3	3	116	-115	-5	0	3	270	-285	2	2	3	276	-247
-1	-6	3	79	-123	-2	-3	3	759	746	-4	0	3	1339	-1252	3	2	3	727	-739
0	-6	3	281	-276	0	-3	3	1056	-1128	-3	0	3	976	-910	4	2	3	596	-576
1	-6	3	94	-15	1	-3	3	536	-568	-2	0	3	62	-44	5	2	3	820	-808
2	-6	3	699	708	2	-3	3	370	-368	-1	0	3	322	-417	6	2	3	657	-656
3	-6	3	372	395	3	-3	3	183	-168	0	0	3	239	242	7	2	3	123	99
-6	-5	3	81	-110	4	-3	3	125	153	1	0	3	734	713	8	2	3	122	152
-5	-5	3	136	-138	5	-3	3	332	320	2	0	3	234	230	-7	3	3	186	-172
-3	-5	3	655	621	6	-3	3	617	598	3	0	3	264	296	-6	3	3	342	338
-2	-5	3	590	577	7	-3	3	267	279	4	0	3	862	-846	-5	3	3	246	242
-1	-5	3	300	293	-7	-2	3	332	347	5	0	3	423	-409	-3	3	3	80	99
0	-5	3	166	158	-6	-2	3	213	211	6	0	3	87	59	-2	3	3	217	-281
1	-5	3	138	-159	-5	-2	3	352	-352	8	0	3	146	163	-1	3	3	847	-789
2	-5	3	151	-166	-4	-2	3	207	-195	-7	1	3	92	-117	0	3	3	1259	-1232
3	-5	3	250	-249	-3	-2	3	168	-137	-6	1	3	82	-110	1	3	3	1179	-1203
4	-5	3	98	70	-2	-2	3	546	-490	-5	1	3	194	184	2	3	3	256	336
5	-5	3	452	441	-1	-2	3	436	459	-4	1	3	788	774	3	3	3	207	221
6	-5	3	245	271	0	-2	3	684	691	-3	1	3	797	817	4	3	3	171	155
-6	-4	3	200	212	1	-2	3	1380	1472	-2	1	3	629	622	5	3	3	563	541
-5	-4	3	289	292	2	-2	3	966	973	-1	1	3	695	-676	6	3	3	162	174
-4	-4	3	157	-190	3	-2	3	107	-95	0	1	3	330	-311	7	3	3	189	-192
-3	-4	3	458	-467	4	-2	3	124	134	1	1	3	997	1100	-6	4	3	294	-283
-2	-4	3	604	-591	6	-2	3	447	-482	2	1	3	283	-284	-5	4	3	552	-521
-1	-4	3	403	-389	7	-2	3	133	-151	3	1	3	219	192	-4	4	3	388	-396
0	-4	3	281	418	-7	-1	3	182	-191	4	1	3	1355	1328	-3	4	3	360	360
1	-4	3	167	158	-6	-1	3	117	131	5	1	3	632	614	-2	4	3	231	242

OBSERVED AND CALCULATED STRUCTURE FACTORS

-2	7	3	458	-434	-4	-6	4	244	-220	3	-3	4	421	424	-2	0	4	205	-309	-7	3	4	323	320
-1	7	3	159	-170	-3	-6	4	403	-374	4	-3	4	390	405	-1	0	4	108	118	-5	3	4	290	-281
0	7	3	100	101	0	-6	4	162	202	6	-3	4	208	-240	0	0	4	62	90	-3	3	4	869	-898
1	7	3	151	172	1	-6	4	156	126	7	-3	4	311	-311	1	0	4	639	-755	-2	3	4	1119	-1151
2	7	3	557	553	2	-6	4	388	-396	-7	-2	4	291	-306	2	0	4	1164	-1132	-1	3	4	519	-493
3	7	3	470	479	3	-6	4	520	-524	-6	-2	4	465	-427	3	0	4	921	-899	1	3	4	454	432
4	7	3	379	412	5	-6	4	98	-140	-5	-2	4	130	-134	4	0	4	213	-242	2	3	4	314	274
5	7	3	326	302	-6	-5	4	106	141	-4	-2	4	107	-110	5	0	4	405	402	3	3	4	219	-261
6	7	3	198	-147	-5	-5	4	238	263	-3	-2	4	137	-110	7	0	4	299	304	4	3	4	113	126
-3	8	3	193	188	-4	-5	4	453	443	-2	-2	4	744	765	8	0	4	284	242	5	3	4	537	-508
-2	8	3	370	356	-3	-5	4	209	-138	-1	-2	4	1055	1038	-6	1	4	248	245	6	3	4	469	-454
-1	8	3	256	281	-2	-5	4	362	-349	0	-2	4	515	499	-5	1	4	346	324	-6	4	4	189	-219
0	8	3	354	354	-1	-5	4	123	80	1	-2	4	181	-118	-4	1	4	377	-451	-4	4	4	154	161
1	8	3	210	-207	0	-5	4	312	-317	2	-2	4	580	-539	-3	1	4	727	-753	-3	4	4	311	300
2	8	3	375	-373	1	-5	4	80	-76	4	-2	4	119	121	-2	1	4	635	-589	-2	4	4	124	137
3	8	3	203	-208	2	-5	4	456	427	5	-2	4	192	-156	-1	1	4	99	25	-1	4	4	456	482
4	8	3	326	-315	3	-5	4	599	632	6	-2	4	436	459	0	1	4	586	623	0	4	4	484	-464
5	8	3	126	-112	4	-5	4	560	569	7	-2	4	511	479	1	1	4	318	261	1	4	4	985	-983
-3	9	3	219	-212	5	-5	4	186	188	-7	-1	4	360	380	2	1	4	1142	1078	2	4	4	332	350
-2	9	3	281	-301	-5	-4	4	282	-293	-6	-1	4	520	506	3	1	4	1404	1462	3	4	4	219	211
-1	9	3	489	-481	-4	-4	4	146	-147	-5	-1	4	352	324	4	1	4	144	100	4	4	4	136	133
0	9	3	278	-254	-3	-4	4	567	567	-4	-1	4	302	301	5	1	4	222	-215	5	4	4	815	799
1	9	3	131	153	-2	-4	4	631	589	-3	-1	4	113	-122	7	1	4	226	-223	6	4	4	480	481
2	9	3	84	68	-1	-4	4	664	638	-1	-1	4	352	-291	-6	2	4	149	-127	7	4	4	288	289
3	9	3	175	186	0	-4	4	475	475	0	-1	4	551	-613	-5	2	4	287	304	-6	5	4	314	301
-1	-8	4	306	314	3	-4	4	619	-669	1	-1	4	941	899	-4	2	4	293	280	-5	5	4	97	-100
0	-8	4	441	426	4	-4	4	889	-840	2	-1	4	1480	1461	-3	2	4	1054	1020	-4	5	4	315	-290
1	-8	4	170	166	5	-4	4	83	-121	3	-1	4	189	-194	-2	2	4	1594	1649	-3	5	4	127	140
2	-8	4	110	117	-7	-3	4	108	127	6	-1	4	474	-498	-1	2	4	156	108	0	5	4	951	944
-4	-7	4	138	181	-6	-3	4	186	223	7	-1	4	441	-485	0	2	4	277	-295	1	5	4	857	834
-3	-7	4	221	208	-5	-3	4	251	262	8	-1	4	297	-305	1	2	4	362	426	2	5	4	400	416
-1	-7	4	318	-293	-4	-3	4	89	-90	-7	0	4	205	-226	2	2	4	958	-950	3	5	4	172	161
0	-7	4	347	-354	-3	-3	4	108	-113	-6	0	4	412	-414	3	2	4	698	-667	4	5	4	449	-445
1	-7	4	211	-216	-2	-3	4	1034	-965	-5	0	4	661	-624	5	2	4	157	134	5	5	4	304	-299
3	-7	4	133	154	-1	-3	4	1508	-1494	-4	0	4	216	192	6	2	4	316	319	6	5	4	262	-285
-5	-6	4	293	-313	2	-3	4	505	-541	-3	0	4	629	582	8	2	4	153	-125	7	5	4	320	-290

OBSERVED AND CALCULATED STRUCTURE FACTORS

-6	6	4	4	162	-148	1	-8	5	140	-86	-6	-3	5	122	113	2	-1	5	83	-56	-2	2	5	414	-413
-5	6	4	4	232	225	-2	-7	5	387	-355	-5	-3	5	203	-188	3	-1	5	160	170	-1	2	5	488	-431
-4	6	4	4	371	367	-1	-7	5	137	100	-4	-3	5	533	-508	4	-1	5	159	-153	0	2	5	485	530
-3	6	4	4	204	217	0	-7	5	451	436	-3	-3	5	474	-447	5	-1	5	529	-537	1	2	5	195	-232
-2	6	4	4	83	-47	1	-7	5	205	249	-2	-3	5	349	-283	6	-1	5	112	-140	2	2	5	454	433
-1	6	4	4	368	-376	2	-7	5	235	237	-1	-3	5	439	428	7	-1	5	195	196	3	2	5	1524	1497
0	6	4	4	510	-505	3	-7	5	156	144	1	-3	5	144	-169	-6	0	5	355	356	4	2	5	514	501
1	6	4	4	543	-514	-5	-6	5	140	133	2	-3	5	181	182	-5	0	5	508	508	5	2	5	89	91
2	6	4	4	859	-843	-4	-6	5	121	158	3	-3	5	336	-342	-4	0	5	535	496	7	2	5	256	-250
4	6	4	4	314	330	-3	-6	5	245	236	4	-3	5	903	-919	-3	0	5	280	-300	-7	3	5	94	-100
6	6	4	4	224	209	-2	-6	5	305	284	5	-3	5	487	-483	-2	0	5	110	-62	-6	3	5	101	-137
-5	7	4	4	183	-220	-1	-6	5	216	-188	6	-3	5	211	-221	-1	0	5	388	-417	-5	3	5	220	-235
-4	7	4	4	459	-454	0	-6	5	391	-398	-7	-2	5	187	-178	0	0	5	1704	-1879	-4	3	5	462	-468
-3	7	4	4	559	-545	1	-6	5	664	-642	-6	-2	5	84	55	1	0	5	758	-702	-2	3	5	915	932
-1	7	4	4	197	213	2	-6	5	410	-388	-5	-2	5	129	27	2	0	5	93	80	-1	3	5	106	152
1	7	4	4	510	517	3	-6	5	97	-125	-4	-2	5	113	131	4	0	5	174	184	0	3	5	148	-213
2	7	4	4	436	423	4	-6	5	122	-103	-3	-2	5	614	587	7	0	5	160	-178	1	3	5	244	-227
3	7	4	4	141	-137	-5	-5	5	220	-227	-2	-2	5	353	-134	8	0	5	366	-367	2	3	5	646	-638
5	7	4	4	188	-220	-4	-5	5	460	-456	-1	-2	5	1020	-1013	-6	1	5	391	-354	3	3	5	726	-726
6	7	4	4	114	-55	-3	-5	5	391	-267	0	-2	5	378	-324	-5	1	5	776	-740	4	3	5	772	-763
-4	8	4	4	362	347	-2	-5	5	243	17	1	-2	5	284	-274	-4	1	5	493	-495	5	3	5	483	-464
-3	8	4	4	411	414	-1	-5	5	203	-176	2	-2	5	313	279	-3	1	5	119	127	6	3	5	355	332
-1	8	4	4	136	-181	0	-5	5	277	254	3	-2	5	332	364	-2	1	5	204	-217	7	3	5	174	188
0	8	4	4	259	-286	1	-5	5	977	997	4	-2	5	535	544	-1	1	5	472	475	-6	4	5	97	144
1	8	4	4	190	-193	2	-5	5	352	340	5	-2	5	783	749	0	1	5	620	599	-5	4	5	124	66
2	8	4	4	100	78	5	-5	5	110	-108	6	-2	5	422	441	1	1	5	369	384	-4	4	5	123	79
4	8	4	4	189	196	-5	-4	5	278	297	7	-2	5	138	-101	2	1	5	55	23	-3	4	5	345	-362
5	8	4	4	297	323	-4	-4	5	751	657	-7	-1	5	101	85	3	1	5	836	-829	-2	4	5	726	-713
-2	9	4	4	138	-105	-3	-4	5	402	386	-6	-1	5	303	-299	4	1	5	372	-370	-1	4	5	891	-860
-1	9	4	4	152	142	-2	-4	5	236	209	-5	-1	5	96	-152	5	1	5	292	268	0	4	5	558	-541
0	9	4	4	310	319	-1	-4	5	216	195	-4	-1	5	159	-164	7	1	5	260	278	1	4	5	547	578
2	9	4	4	82	-102	0	-4	5	150	-154	-3	-1	5	220	-246	8	1	5	444	401	2	4	5	290	296
3	9	4	4	121	-130	1	-4	5	308	-300	-2	-1	5	641	616	-6	2	5	265	267	3	4	5	204	186
-2	-8	5	5	154	154	2	-4	5	255	-227	-1	-1	5	905	947	-5	2	5	545	529	4	4	5	782	759
-1	-8	5	5	98	78	4	-4	5	528	542	0	-1	5	1283	1350	-4	2	5	365	353	5	4	5	233	229
0	-8	5	5	184	-124	5	-4	5	245	269	1	-1	5	1063	1004	-3	2	5	262	249	6	4	5	323	-312

OBSERVED AND CALCULATED STRUCTURE FACTORS

H	K	L	10FO	10FC	H	K	L	10FO	10FC	H	K	L	10FO	10FC	H	K	L	10FO	10FC	H	K	L	10FO	10FC
-6	5	5	265	-267	0	8	5	172	189	-3	-4	6	294	-276	5	-1	6	669	672	2	2	6	1198	1257
-5	5	5	123	-163	1	8	5	428	427	-2	-4	6	91	33	6	-1	6	491	491	3	2	6	85	-102
-4	5	5	293	294	2	8	5	412	390	-1	-4	6	320	-301	-7	0	6	345	330	4	2	6	193	-217
-3	5	5	307	266	3	8	5	343	340	1	-4	6	654	658	-6	0	6	171	167	6	2	6	159	-149
-2	5	5	457	460	4	8	5	179	170	2	-4	6	676	706	-3	0	6	281	-277	-5	3	6	342	363
-1	5	5	1195	1219	5	8	5	201	-199	3	-4	6	499	522	-2	0	6	329	-376	-4	3	6	805	797
0	5	5	487	488	-2	9	5	247	263	4	-4	6	150	157	-1	0	6	303	-382	-3	3	6	806	830
1	5	5	274	-297	-1	9	5	152	131	-6	-3	6	232	-210	0	0	6	787	802	-2	3	6	209	-176
3	5	5	248	-255	0	9	5	233	-231	-5	-3	6	178	-170	1	0	6	920	874	-1	3	6	170	-190
4	5	5	117	-128	1	9	5	306	-366	-4	-3	6	492	411	2	0	6	423	-434	1	3	6	883	-898
5	5	5	132	134	2	9	5	155	-195	-3	-3	6	572	541	3	0	6	78	-79	2	3	6	597	-602
6	5	5	112	117	3	9	5	299	-264	-2	-3	6	402	362	4	0	6	114	-145	4	3	6	180	167
7	5	5	280	290	0	-8	6	180	-179	-1	-3	6	377	330	5	0	6	742	-778	5	3	6	347	348
-5	6	5	228	257	-2	-7	6	495	455	0	-3	6	134	-112	6	0	6	506	-551	6	3	6	106	-69
-4	6	5	218	-229	-1	-7	6	509	442	1	-3	6	210	-229	7	0	6	293	-310	7	3	6	266	-251
-3	6	5	138	-177	0	-7	6	155	109	2	-3	6	806	-804	-7	1	6	338	-305	-6	4	6	109	-107
-2	6	5	356	-371	1	-7	6	149	110	3	-3	6	684	-664	-6	1	6	252	-287	-5	4	6	143	-187
-1	6	5	471	-490	2	-7	6	117	110	7	-3	6	102	155	-5	1	6	216	226	-4	4	6	595	-607
0	6	5	400	-416	3	-7	6	201	-214	-6	-2	6	151	151	-3	1	6	195	-195	-3	4	6	681	-702
1	6	5	79	-85	-4	-6	6	132	110	-5	-2	6	139	-111	-2	1	6	210	166	-1	4	6	181	150
2	6	5	451	425	-2	-6	6	313	-265	-4	-2	6	333	-302	-1	1	6	98	-31	0	4	6	378	363
3	6	5	258	257	-1	-6	6	383	-349	-3	-2	6	957	-881	0	1	6	1381	-1404	1	4	6	75	60
4	6	5	356	-330	0	-6	6	152	-155	-2	-2	6	928	-942	1	1	6	1028	-1024	2	4	6	227	-233
5	6	5	153	-160	1	-6	6	107	113	-1	-2	6	197	64	2	1	6	615	-596	4	4	6	613	-580
6	6	5	238	-230	2	-6	6	158	178	1	-2	6	358	-354	3	1	6	70	36	5	4	6	573	-578
-5	7	5	228	-222	4	-6	6	90	88	2	-2	6	947	915	4	1	6	415	425	-5	5	6	168	183
-4	7	5	75	-43	-5	-5	6	169	-170	3	-2	6	488	463	5	1	6	204	222	-4	5	6	251	258
-3	7	5	227	215	-4	-5	6	174	-138	5	-2	6	228	-239	6	1	6	369	389	-3	5	6	209	192
-2	7	5	250	246	-1	-5	6	261	276	6	-2	6	227	-230	7	1	6	420	407	-2	5	6	193	187
-1	7	5	247	-231	0	-5	6	157	128	-4	-1	6	86	107	-6	2	6	198	134	-1	5	6	388	-388
1	7	5	279	-261	1	-5	6	541	-516	-3	-1	6	876	824	-5	2	6	484	-458	0	5	6	762	-788
2	7	5	716	-677	2	-5	6	499	-468	-2	-1	6	748	811	-4	2	6	536	-532	1	5	6	254	202
3	7	5	227	-252	3	-5	6	161	-50	-1	-1	6	106	73	-3	2	6	318	-297	2	5	6	119	173
6	7	5	344	349	4	-5	6	141	-148	1	-1	6	231	-205	-1	2	6	325	354	3	5	6	267	247
-3	8	5	340	-324	-5	-4	6	293	282	2	-1	6	223	-179	0	2	6	609	526	4	5	6	732	669
-1	8	5	155	147	-4	-4	6	200	-166	3	-1	6	94	71	1	2	6	986	981	5	5	6	378	374

OBSERVED AND CALCULATED STRUCTURE FACTORS

H	K	L	10FO	10FC	H	K	L	10FO	10FC	H	K	L	10FO	10FC	H	K	L	10FO	10FC	H	K	L	10FO	10FC
6	5	6	203	189	3	-6	7	115	-95	3	-2	7	1223	-1198	6	1	7	227	-245	3	4	7	598	-598
-5	6	6	156	-173	4	-6	7	279	-301	4	-2	7	347	-376	7	1	7	384	-385	4	4	7	302	-293
-1	6	6	659	613	-4	-5	7	195	187	5	-2	7	83	-86	-6	2	7	518	-466	5	4	7	298	279
0	6	6	530	532	-2	-5	7	344	-303	7	-2	7	130	156	-5	2	7	212	-222	6	4	7	172	179
1	6	6	188	188	-1	-5	7	554	-528	-5	-1	7	135	188	-4	2	7	372	304	-5	5	7	120	51
2	6	6	100	-125	0	-5	7	616	-588	-4	-1	7	455	421	-2	2	7	427	392	-4	5	7	291	-322
3	6	6	559	-544	1	-5	7	392	-373	-3	-1	7	263	-273	-1	2	7	681	648	-3	5	7	527	-541
4	6	6	337	-336	3	-5	7	113	-105	-2	-1	7	757	-801	0	2	7	413	413	-2	5	7	510	-520
5	6	6	289	-305	4	-5	7	128	179	-1	-1	7	202	-236	1	2	7	220	-170	-1	5	7	137	-143
6	6	6	316	-277	5	-5	7	360	321	0	-1	7	76	-58	2	2	7	633	-636	0	5	7	385	377
-4	7	6	116	115	-5	-4	7	324	-323	2	-1	7	417	365	3	2	7	301	-287	1	5	7	445	455
-2	7	6	298	-333	-4	-4	7	309	-297	3	-1	7	726	711	4	2	7	324	329	2	5	7	297	268
-1	7	6	448	-429	-1	-4	7	427	412	4	-1	7	783	731	6	2	7	404	393	3	5	7	676	640
0	7	6	321	-331	0	-4	7	924	884	5	-1	7	270	260	7	2	7	395	364	4	5	7	83	71
1	7	6	544	-528	1	-4	7	231	251	6	-1	7	204	-205	-6	3	7	430	396	5	5	7	258	-247
2	7	6	102	95	2	-4	7	119	-125	-4	0	7	181	-196	-5	3	7	259	261	-5	6	7	171	150
3	7	6	337	340	3	-4	7	159	128	-3	0	7	281	368	-3	3	7	248	-246	-4	6	7	216	251
4	7	6	95	135	-5	-3	7	551	442	-2	0	7	682	859	-2	3	7	132	-120	-3	6	7	453	470
5	7	6	207	191	-4	-3	7	254	243	-1	0	7	864	1013	-1	3	7	246	282	-2	6	7	729	729
-3	8	6	85	88	-2	-3	7	132	100	0	0	7	268	266	0	3	7	89	-137	-1	6	7	138	155
-2	8	6	313	282	-1	-3	7	195	-186	1	0	7	392	-370	1	3	7	533	526	0	6	7	160	-162
-1	8	6	250	241	0	-3	7	411	-408	3	0	7	292	-270	2	3	7	1143	1152	2	6	7	216	-199
0	8	6	437	437	1	-3	7	298	-230	4	0	7	680	-718	3	3	7	202	212	3	6	7	165	-148
1	8	6	307	289	2	-3	7	330	291	6	0	7	230	244	4	3	7	81	-72	4	6	7	268	248
2	8	6	117	-134	3	-3	7	579	560	-6	1	7	241	298	5	3	7	114	-135	5	6	7	158	182
4	8	6	137	-165	4	-3	7	163	183	-5	1	7	176	202	6	3	7	492	-488	6	6	7	267	284
-1	9	6	142	-194	5	-3	7	106	-66	-4	1	7	253	-289	7	3	7	265	-282	-4	7	7	129	-154
0	9	6	113	-135	-6	-2	7	266	-248	-3	1	7	165	-127	-6	4	7	101	-145	-3	7	7	278	-280
3	9	6	195	188	-5	-2	7	400	-353	-2	1	7	754	-667	-5	4	7	268	-258	-2	7	7	318	-341
-2	-7	7	161	99	-4	-2	7	353	-273	-1	1	7	1379	-1425	-4	4	7	133	142	0	7	7	140	150
-3	-6	7	244	-222	-3	-2	7	232	-72	0	1	7	338	-330	-3	4	7	549	527	1	7	7	308	325
-2	-6	7	174	86	-2	-2	7	318	305	1	1	7	281	275	-2	4	7	85	89	2	7	7	204	184
-1	-6	7	433	388	-1	-2	7	176	-78	2	1	7	145	-173	-1	4	7	273	-230	3	7	7	254	-227
0	-6	7	244	232	0	-2	7	119	-124	3	1	7	246	230	0	4	7	360	-208	4	7	7	153	-158
1	-6	7	201	205	1	-2	7	256	229	4	1	7	99	77	1	4	7	818	-808	5	7	7	247	-240
2	-6	7	112	34	2	-2	7	619	-585	5	1	7	104	-115	2	4	7	810	-795	-3	8	7	131	154

OBSERVED AND CALCULATED STRUCTURE FACTORS

0	8	7	256	-242	-2	-2	8	106	136	-6	2	8	177	166	6	4	8	236	-196	2	-6	9	316	308
1	8	7	501	-491	-1	-2	8	221	-230	-5	2	8	136	150	-5	5	8	387	-403	-3	-5	9	181	178
3	8	7	103	111	0	-2	8	419	-421	-3	2	8	156	130	-4	5	8	359	-387	-2	-5	9	359	322
4	8	7	136	135	1	-2	8	899	-867	-1	2	8	959	-934	-3	5	8	154	154	0	-5	9	163	167
-1	9	7	144	143	2	-2	8	733	-710	0	2	8	732	-730	-2	5	8	188	197	2	-5	9	209	-218
0	9	7	351	324	3	-2	8	93	66	1	2	8	205	-209	-1	5	8	216	230	3	-5	9	339	-371
1	9	7	316	347	5	-2	8	83	-33	2	2	8	167	185	0	5	8	112	118	4	-5	9	333	-340
2	9	7	198	216	6	-2	8	105	98	3	2	8	345	366	1	5	8	163	102	-4	-4	9	108	135
3	9	7	90	41	-5	-1	8	335	-342	4	2	8	356	337	3	5	8	531	-496	-3	-4	9	273	-241
-2	-6	8	311	279	-4	-1	8	552	-604	5	2	8	462	427	4	5	8	414	-390	-2	-4	9	487	-509
-1	-6	8	147	28	-3	-1	8	586	-646	6	2	8	326	289	5	5	8	310	185	-1	-4	9	383	-427
0	-6	8	104	61	-2	-1	8	107	127	7	2	8	183	-176	6	5	8	178	190	0	-4	9	234	-233
2	-6	8	333	-346	1	-1	8	768	707	-6	3	8	246	-242	-4	6	8	173	169	3	-4	9	200	238
3	-6	8	180	-166	2	-1	8	460	414	-5	3	8	296	-314	-2	6	8	330	-319	4	-4	9	270	246
-3	-5	8	438	-362	3	-1	8	143	-87	-4	3	8	145	-138	-1	6	8	362	-352	-3	-3	9	113	128
-2	-5	8	257	-249	4	-1	8	261	-253	-3	3	8	104	16	0	6	8	349	310	-2	-3	9	487	495
-4	-4	8	99	81	5	-1	8	216	-217	-2	3	8	347	340	1	6	8	201	134	-1	-3	9	582	647
-3	-4	8	192	191	6	-1	8	106	62	-1	3	8	570	540	2	6	8	341	313	1	-3	9	138	-126
-2	-4	8	218	217	7	-1	8	120	109	0	3	8	842	830	3	6	8	730	673	2	-3	9	135	100
-1	-4	8	92	69	-5	0	8	201	235	1	3	8	710	690	4	6	8	345	363	3	-3	9	175	-201
0	-4	8	559	-510	-4	0	8	529	550	2	3	8	295	-291	-2	7	8	453	445	-2	-2	9	263	-287
1	-4	8	314	-341	-3	0	8	513	577	3	3	8	202	-221	-1	7	8	350	357	-1	-2	9	302	-396
5	-4	8	406	420	0	0	8	191	-178	4	3	8	95	49	1	7	8	221	-241	0	-2	9	78	-8
-5	-3	8	148	-138	3	0	8	138	155	5	3	8	259	-245	2	7	8	463	-444	1	-2	9	313	295
-4	-3	8	115	-82	4	0	8	713	736	7	3	8	302	291	3	7	8	324	-312	2	-2	9	414	385
-2	-3	8	220	-238	5	0	8	477	518	-5	4	8	429	434	4	7	8	295	-291	3	-2	9	176	186
0	-3	8	718	696	-5	1	8	133	-146	-4	4	8	346	365	5	7	8	213	-197	4	-2	9	113	-69
1	-3	8	630	626	-4	1	8	219	-220	-3	4	8	251	-236	-2	8	8	322	-325	6	-2	9	350	-345
2	-3	8	387	419	-3	1	8	198	-152	-2	4	8	235	-244	-1	8	8	368	-362	-5	-1	9	124	-144
3	-3	8	128	-130	-1	1	8	583	603	-1	4	8	150	-156	0	8	8	280	-270	-3	-1	9	107	145
4	-3	8	104	-119	0	1	8	703	688	0	4	8	753	-785	1	8	8	160	160	0	-1	9	149	90
5	-3	8	98	-149	1	1	8	317	-309	1	4	8	373	-389	2	8	8	347	315	1	-1	9	674	-561
6	-3	8	282	-294	3	1	8	257	-294	2	4	8	263	249	3	8	8	114	100	2	-1	9	929	-874
-5	-2	8	386	342	4	1	8	874	-914	3	4	8	254	198	4	8	8	175	145	3	-1	9	159	-183
-4	-2	8	368	364	5	1	8	535	-564	4	4	8	208	193	0	9	8	127	112	6	-1	9	268	295
-3	-2	8	237	253	6	1	8	191	-195	5	4	8	125	-25	1	9	8	101	-105	-5	0	9	177	188

OBSERVED AND CALCULATED STRUCTURE FACTORS

H	K	L	10FO	10FC	H	K	L	10FO	10FC	H	K	L	10FO	10FC	H	K	L	10FO	10FC
-4	0	9	286	-295	1	4	9	869	940	3	-5	10	155	157	-5	1	10	435	399
-3	0	9	283	-319	2	4	9	78	111	-3	-4	10	216	-220	-4	1	10	301	295
1	0	9	789	705	3	4	9	117	-132	1	-4	10	92	103	-3	1	10	251	-256
2	0	9	787	782	4	4	9	205	-223	3	-4	10	202	-237	-2	1	10	113	-173
3	0	9	645	621	5	4	9	412	-404	4	-4	10	405	-401	-1	1	10	112	-123
5	0	9	225	-217	6	4	9	258	-262	-4	-3	10	145	149	0	1	10	117	-108
-4	1	9	389	397	-4	5	9	274	295	-3	-3	10	167	133	1	1	10	122	-113
-3	1	9	569	610	-3	5	9	71	76	-1	-3	10	366	-405	2	1	10	225	234
-2	1	9	544	565	-2	5	9	192	-172	0	-3	10	100	-172	3	1	10	607	620
0	1	9	261	-260	-1	5	9	203	-176	2	-3	10	90	-61	4	1	10	379	419
1	1	9	199	-215	0	5	9	551	-537	3	-3	10	204	229	5	1	10	92	-98
2	1	9	347	-358	1	5	9	593	-632	4	-3	10	605	614	-5	2	10	288	-253
3	1	9	665	-683	2	5	9	440	-441	5	-3	10	346	364	-4	2	10	210	-163
5	1	9	235	254	4	5	9	391	377	-3	-2	10	185	-193	-3	2	10	104	82
-5	2	9	111	-127	5	5	9	136	153	-2	-2	10	120	202	-2	2	10	400	416
-4	2	9	254	-259	6	5	9	117	96	-1	-2	10	524	629	-1	2	10	255	241
-3	2	9	683	-667	-4	6	9	325	-335	0	-2	10	466	491	0	2	10	319	-279
-2	2	9	876	-868	-3	6	9	267	-268	1	-2	10	179	174	2	2	10	343	-350
0	2	9	189	207	-1	6	9	354	336	4	-2	10	206	-255	3	2	10	737	-794
1	2	9	108	-116	0	6	9	303	339	5	-2	10	333	-322	4	2	10	382	-423
2	2	9	189	178	1	6	9	157	178	-1	-1	10	371	-485	5	2	10	93	-91
3	2	9	204	121	2	6	9	455	418	0	-1	10	760	-784	-3	3	10	144	-164
5	2	9	257	-284	4	6	9	292	-283	1	-1	10	374	-320	-2	3	10	621	-575
6	2	9	376	-387	-3	7	9	340	344	2	-1	10	253	200	-1	3	10	432	-422
-5	3	9	99	115	-1	7	9	272	-279	5	-1	10	163	159	1	3	10	173	239
-3	3	9	329	313	0	7	9	121	-161	-5	0	10	324	-374	2	3	10	425	463
-2	3	9	475	463	1	7	9	176	-196	-4	0	10	243	-285	3	3	10	360	408
0	3	9	252	-257	2	7	9	122	-100	-3	0	10	155	172	4	3	10	355	381
1	3	9	470	-466	3	7	9	207	166	-1	0	10	138	206	5	3	10	204	208
3	3	9	358	359	4	7	9	139	151	0	0	10	702	685	6	3	10	166	-171
4	3	9	108	143	-1	8	9	134	134	1	0	10	239	202	-3	4	10	281	295
5	3	9	454	454	0	8	9	185	208	2	0	10	274	-281	-2	4	10	466	465
6	3	9	510	507	2	8	9	193	-172	3	0	10	177	-187	-1	4	10	623	597
-5	4	9	86	-89	3	8	9	157	-172	4	0	10	126	-134	0	4	10	306	300
-4	4	9	189	-201	1	-5	10	357	-328	5	0	10	109	78	1	4	10	219	-229
0	4	9	439	447	2	-5	10	155	-141	6	0	10	141	134	2	4	10	274	-348

OBSERVED AND CALCULATED STRUCTURE FACTORS

-3	-2	11	317	400	-4	3	11	418	-400	0	7	11	263	290	2	2	12	523	484	3	0	13	173	-172
-2	-2	11	429	503	-3	3	11	447	-432	1	7	11	259	257	3	2	12	134	143	4	0	13	369	-370
0	-2	11	144	-152	-2	3	11	110	92	2	7	11	106	-101	4	2	12	197	-190	-1	1	13	371	-418
2	-2	11	101	-130	-1	3	11	207	232	3	7	11	233	-251	-3	3	12	284	284	0	1	13	361	-362
3	-2	11	98	-107	1	3	11	242	232	2	-3	12	247	-251	-1	3	12	220	-190	3	1	13	110	153
4	-2	11	99	86	2	3	11	116	66	3	-3	12	373	-354	1	3	12	294	-320	4	1	13	311	334
5	-2	11	279	281	3	3	11	232	-236	-2	-2	12	173	-256	2	3	12	682	-721	-2	2	13	120	139
-3	-1	11	204	-219	4	3	11	271	-316	-1	-2	12	121	-148	3	3	12	239	-286	-1	2	13	395	368
-2	-1	11	318	-368	5	3	11	229	-245	2	-2	12	247	238	5	3	12	98	141	0	2	13	457	437
0	-1	11	281	298	-4	4	11	260	254	3	-2	12	493	486	-3	4	12	368	-358	1	2	13	150	147
1	-1	11	331	278	-3	4	11	315	306	4	-2	12	280	283	-2	4	12	194	-233	3	2	13	215	-237
2	-1	11	97	-78	-2	4	11	99	-114	-3	-1	12	253	236	-1	4	12	143	112	-2	3	13	193	-200
3	-1	11	109	-96	-1	4	11	268	-273	-2	-1	12	335	334	0	4	12	177	199	-1	3	13	195	-230
4	-1	11	91	-130	0	4	11	254	-259	-1	-1	12	189	283	1	4	12	265	299	0	3	13	387	-360
5	-1	11	404	-405	2	4	11	100	117	2	-1	12	210	-228	2	4	12	354	399	1	3	13	250	-226
0	0	11	541	-507	3	4	11	112	164	3	-1	12	254	-311	3	4	12	345	360	2	3	13	138	133
1	0	11	817	-718	4	4	11	394	406	4	-1	12	324	-320	-2	5	12	350	340	3	3	13	249	302
4	0	11	119	142	5	4	11	375	370	-3	0	12	275	-226	0	5	12	244	-239	-2	4	13	158	176
5	0	11	344	365	-1	5	11	410	373	-2	0	12	400	-379	1	5	12	155	-217	0	4	13	214	188
-4	1	11	269	-254	0	5	11	482	477	-1	0	12	446	-486	3	5	12	157	-144	2	4	13	110	-129
0	1	11	555	528	1	5	11	124	-108	0	0	12	147	-159	4	5	12	99	83	3	4	13	200	-226
1	1	11	755	688	2	5	11	126	-120	1	0	12	198	171	0	6	12	238	247	-1	5	13	139	-151
2	1	11	383	398	3	5	11	230	-235	2	0	12	89	147	1	6	12	149	174	1	5	13	184	170
3	1	11	105	-65	4	5	11	430	-421	4	0	12	193	187	1	7	12	219	-253	2	5	13	152	208
4	1	11	186	-189	5	5	11	232	-278	-2	1	12	183	323	0	-2	13	115	158	3	5	13	307	292
-4	2	11	421	404	-2	6	11	114	-143	-1	1	12	489	507	1	-2	13	403	349	1	0	14	210	-180
-3	2	11	272	276	-1	6	11	430	-412	1	1	12	255	-229	2	-2	13	198	163	2	0	14	319	-338
-1	2	11	229	-214	0	6	11	421	-423	2	1	12	132	-122	1	-1	13	195	-198	0	1	14	166	138
0	2	11	199	-224	1	6	11	117	-136	4	1	12	88	78	3	-1	13	216	215	0	2	14	222	-219
1	2	11	442	-405	2	6	11	125	150	-3	2	12	163	-157	-2	0	13	175	190	0	3	14	259	285
2	2	11	449	-414	3	6	11	319	326	-2	2	12	154	-109	-1	0	13	224	276	1	3	14	322	309
3	2	11	154	146	4	6	11	165	176	-1	2	12	183	-130	0	0	13	157	164	1	4	14	408	-413
4	2	11	186	230	-1	7	11	253	276	1	2	12	267	283										

OBSERVED AND CALCULATED STRUCTURE FACTORS FOR (2-N,N-dimethylbenzylamine-C,N') tellurium (IV) tribromide PAGE 1.

H	K	L	10FO	10FC	H	K	L	10FO	10FC	H	K	L	10FO	10FC	H	K	L	10FO	10FC					
4	0	0	3341-3384	1	7	0	1060-1069	3	14	0	314	-319	4	2	1	379	-405	-4	6	1	1556	1432		
6	0	0	469	500	2	7	0	893	878	4	14	0	514	495	10	2	1	640	-628	-3	6	1	738	-714
1	1	0	1175-1230	3	7	0	1263	1237	2	15	0	569	562	-6	3	1	936	-783	-1	6	1	693	-710	
2	1	0	1345-1495	6	7	0	541	-564	6	15	0	326	-339	-4	3	1	1227	1242	0	6	1	1934	-1986	
3	1	0	1205	1323	7	7	0	532	-529	0	16	0	772	780	-2	3	1	834	814	1	6	1	411	389
6	1	0	530	543	10	7	0	342	345	1	16	0	462	-460	-1	3	1	1209	-1166	2	6	1	717	-683
7	1	0	1052-1007	0	8	0	3116	3129	3	16	0	496	-478	0	3	1	1736	-1761	4	6	1	305	296	
1	2	0	1404	1417	1	8	0	422	-465	4	16	0	482	-470	3	3	1	1160	1082	6	6	1	371	-364
2	2	0	263	257	3	8	0	1005	-989	1	17	0	482	-462	4	3	1	850	808	7	6	1	405	428
3	2	0	2397	2537	4	8	0	1624	-1626	3	17	0	471	456	7	3	1	594	-617	10	6	1	478	522
5	2	0	441	447	6	8	0	270	267	0	18	0	531	538	-7	4	1	2095	1809	-6	7	1	790	737
7	2	0	656	-716	7	8	0	335	342	-7	0	1	1790	-2052	-4	4	1	620	-596	-5	7	1	330	-321
1	3	0	1149	1110	1	9	0	875	-891	-3	0	1	4118	4238	-3	4	1	3513	-3443	-4	7	1	962	-896
2	3	0	557	-566	2	9	0	220	-221	1	0	1	1716	-1775	-1	4	1	567	-532	-3	7	1	232	239
3	3	0	1176-1202	3	9	0	1088	1094	3	0	1	1774	1805	0	4	1	721	755	-2	7	1	974	-924	
4	3	0	203	195	4	9	0	353	-374	5	0	1	843	-857	1	4	1	1130	1109	-1	7	1	1066	1071
6	3	0	375	397	7	9	0	777	-797	7	0	1	1556	-1516	2	4	1	208	221	0	7	1	1219	1218
7	3	0	715	755	0	10	0	1210	1233	-10	1	1	379	-510	3	4	1	754	-695	1	7	1	215	-191
0	4	0	4948-5204	1	10	0	519	510	-6	1	1	579	662	5	4	1	710	685	3	7	1	1122	-1097	
1	4	0	454	456	2	10	0	313	320	-4	1	1	1461	-1462	7	4	1	1034	1030	4	7	1	624	-592
2	4	0	178	-176	3	10	0	884	869	-2	1	1	337	-420	-10	5	1	453	474	6	7	1	512	525
3	4	0	816	817	4	10	0	634	-611	-1	1	1	1446	-1507	-6	5	1	682	-609	7	7	1	595	612
4	4	0	2287	2280	6	10	0	325	-317	0	1	1	1903	2043	-4	5	1	1460	1371	-7	8	1	1338	-1268
6	4	0	286	-271	1	11	0	655	664	1	1	1	495	463	-3	5	1	263	-245	-6	8	1	347	331
10	4	0	411	425	2	11	0	618	-619	3	1	1	1368	1332	-2	5	1	697	642	-4	8	1	809	783
1	5	0	1277	1256	3	11	0	622	-601	4	1	1	1138	-1099	-1	5	1	570	548	-3	8	1	2414	2329
3	5	0	1588-1616	6	11	0	396	435	5	1	1	437	-432	0	5	1	2097	-2141	0	8	1	702	-744	
4	5	0	283	294	0	12	0	1543	-1555	7	1	1	590	-558	1	5	1	883	874	1	8	1	1019	-1027
7	5	0	1066	1086	1	12	0	558	561	-6	2	1	1141	-1069	3	5	1	469	-444	2	8	1	425	-435
0	6	0	1631-1603	3	12	0	747	730	-4	2	1	1540	-1653	4	5	1	1395	1328	3	8	1	732	724	
1	6	0	1291-1240	4	12	0	895	874	-3	2	1	246	257	5	5	1	318	-311	7	8	1	846	-906	
2	6	0	453	-438	6	12	0	293	-287	-2	2	1	265	-275	7	5	1	363	356	-6	9	1	584	540
3	6	0	1684-1690	1	13	0	615	612	-1	2	1	677	682	8	5	1	402	-415	-4	9	1	1036	-1006	
4	6	0	750	741	3	13	0	761	-735	0	2	1	1902	1913	-7	6	1	459	395	-2	9	1	601	-580
6	6	0	376	373	7	13	0	561	551	2	2	1	2063	2011	-6	6	1	844	769	0	9	1	1388	1452
7	6	0	443	451	0	14	0	870	-904	3	2	1	376	-375	-5	6	1	289	261	1	9	1	555	-556

OBSERVED AND CALCULATED STRUCTURE FACTORS

H	K	L	10FO	10FC	H	K	L	10FO	10FC	H	K	L	10FO	10FC	H	K	L	10FO	10FC	H	K	L	10FO	10FC
2	9	1	268	265	-4	14	1	359	358	-1	2	2	1152	1139	7	5	2	522	558	-1	9	2	291	286
4	9	1	943	-923	-3	14	1	640	-650	0	2	2	265	258	-7	6	2	709	780	1	9	2	676	-661
-7	10	1	452	-427	-1	14	1	390	-417	3	2	2	1391	1368	-5	6	2	331	325	3	9	2	491	483
-6	10	1	363	-353	0	14	1	581	-596	7	2	2	1631	-1644	-4	6	2	457	-438	4	9	2	351	-339
-4	10	1	810	-786	1	14	1	308	309	-7	3	2	876	917	-3	6	2	926	-915	6	9	2	339	370
-3	10	1	775	774	-5	15	1	389	-379	-5	3	2	332	398	-1	6	2	261	-260	7	9	2	389	-442
-1	10	1	728	759	-1	15	1	625	669	-4	3	2	1041	-1294	0	6	2	346	-355	-7	10	2	578	-580
0	10	1	1117	1145	3	15	1	534	-530	-3	3	2	1260	-1442	1	6	2	209	-204	-4	10	2	362	343
1	10	1	347	-340	-4	16	1	455	447	-2	3	2	613	-599	2	6	2	391	375	-3	10	2	779	773
4	10	1	324	-304	-3	16	1	685	698	-1	3	2	421	412	3	6	2	1466	-1426	0	10	2	289	298
6	10	1	355	378	0	16	1	403	-381	0	3	2	1533	1518	4	6	2	861	822	3	10	2	945	943
7	10	1	345	-350	1	16	1	529	-526	1	3	2	461	466	5	6	2	343	348	4	10	2	770	-767
-6	11	1	427	-440	3	16	1	434	433	3	3	2	965	-943	7	6	2	1246	1304	7	10	2	735	-784
-5	11	1	351	353	-4	17	1	392	-390	4	3	2	703	-680	-7	7	2	504	-507	-4	11	2	686	-686
-4	11	1	407	400	-2	17	1	330	-352	6	3	2	470	469	-4	7	2	1252	1223	-1	11	2	361	372
-2	11	1	490	493	0	17	1	481	503	-10	4	2	830	785	-3	7	2	756	711	0	11	2	749	756
-1	11	1	845	-876	-10	0	2	691	-917	-6	4	2	949	-1125	-2	7	2	475	451	3	11	2	566	-569
0	11	1	422	-436	-6	0	2	1186	1252	-2	4	2	386	-354	-1	7	2	562	-560	4	11	2	410	-419
3	11	1	789	799	-2	0	2	547	429	0	4	2	1627	-1630	0	7	2	530	-511	6	11	2	528	555
6	11	1	354	-370	0	0	2	1602	1649	1	4	2	502	483	1	7	2	909	893	-7	12	2	459	-449
7	11	1	390	-403	2	0	2	1396	-1380	2	4	2	1101	1031	3	7	2	519	503	-6	12	2	643	-627
-7	12	1	684	693	4	0	2	2647	-2606	3	4	2	280	262	4	7	2	610	-627	-4	12	2	318	330
-6	12	1	415	-405	8	0	2	768	847	4	4	2	2060	1987	6	7	2	577	536	0	12	2	828	-850
-4	12	1	786	-771	-7	1	2	1066	-1161	5	4	2	388	-371	-7	8	2	1062	1061	1	12	2	532	563
-3	12	1	1352	-1332	-5	1	2	392	-465	8	4	2	486	-556	-6	8	2	257	-220	3	12	2	408	419
0	12	1	660	692	-4	1	2	833	-967	-7	5	2	963	1092	-3	8	2	1255	1309	4	12	2	822	847
1	12	1	793	797	-3	1	2	1675	1710	-5	5	2	411	470	0	8	2	649	-663	5	12	2	366	-365
3	12	1	545	-550	-2	1	2	868	-791	-4	5	2	313	306	1	8	2	280	-283	-7	13	2	532	534
7	12	1	532	595	0	1	2	1066	1073	-3	5	2	1643	-1619	2	8	2	674	-634	-5	13	2	365	366
-6	13	1	502	-497	1	1	2	371	-378	-2	5	2	430	420	3	8	2	1446	-1462	-3	13	2	895	-874
-4	13	1	747	705	3	1	2	612	618	-1	5	2	383	-353	4	8	2	426	405	1	13	2	635	619
-2	13	1	580	587	4	1	2	507	-501	0	5	2	459	-465	5	8	2	864	-798	3	13	2	410	-412
0	13	1	881	-894	6	1	2	705	708	1	5	2	801	761	-7	9	2	545	-534	-3	14	2	438	-449
1	13	1	389	383	-7	2	2	1036	-1066	3	5	2	574	-549	-5	9	2	1287	1229	3	14	2	604	-599
4	13	1	587	569	-5	2	2	495	-602	4	5	2	607	580	-3	9	2	314	-299	4	14	2	591	595
-7	14	1	396	389	-3	2	2	1012	1188	6	5	2	409	-397	-2	9	2	2	2	-4	15	2	527	549

OBSERVED AND CALCULATED STRUCTURE FACTORS

H	K	L	10FO	10FC	H	K	L	10FO	10FC	H	K	L	10FO	10FC	H	K	L	10FO	10FC					
0	15	2	485	-497	-10	3	3	491	430	-3	6	3	872	-841	2	9	3	444	457	0	14	3	713	-741
2	15	2	357	326	-7	3	3	698	-781	-2	6	3	503	-470	3	9	3	720	704	1	14	3	623	628
-2	16	2	354	-359	-6	3	3	556	-624	0	6	3	2353	-2406	4	9	3	857	-863	4	14	3	620	644
0	16	2	485	483	-5	3	3	430	-498	1	6	3	953	926	5	9	3	367	361	-3	15	3	342	-326
4	16	2	441	-457	-4	3	3	268	296	2	6	3	590	547	-6	10	3	355	335	-1	15	3	451	475
-3	17	2	393	395	-3	3	3	650	646	3	6	3	442	413	-5	10	3	332	307	3	15	3	754	-758
1	17	2	357	-330	-2	3	3	328	343	4	6	3	2123	2032	-4	10	3	562	-533	-3	16	3	379	380
-7	0	3	704	-648	-1	3	3	576	-542	8	6	3	482	-503	-3	10	3	544	522	0	16	3	448	-473
-5	0	3	491	471	0	3	3	1253	-1264	-7	7	3	858	873	0	10	3	1429	1477	1	16	3	424	-422
-3	0	3	2824	2385	1	3	3	368	-377	-6	7	3	341	296	1	10	3	714	-709	0	17	3	354	359
-1	0	3	332	-300	2	3	3	331	-289	-5	7	3	295	250	2	10	3	310	-291	-6	0	4	1436	1399
1	0	3	2939	-2978	3	3	3	1847	1755	-4	7	3	451	-445	3	10	3	464	-433	-2	0	4	1729	-1578
3	0	3	615	-578	4	3	3	647	642	-3	7	3	759	-750	4	10	3	1248	-1239	0	0	4	652	-718
5	0	3	791	780	7	3	3	1042	-1076	-1	7	3	648	662	-7	11	3	492	-462	-6	1	4	310	306
-10	1	3	568	-560	-7	4	3	491	544	0	7	3	832	857	-4	11	3	354	344	-4	1	4	1027	-951
-7	1	3	606	-631	-5	4	3	458	-511	1	7	3	324	324	-3	11	3	323	289	-3	1	4	1551	1386
-6	1	3	760	707	-3	4	3	1868	-1881	3	7	3	1594	-1557	-1	11	3	385	-397	-2	1	4	505	-464
-5	1	3	464	-473	-2	4	3	645	611	4	7	3	386	-388	0	11	3	336	-344	-1	1	4	846	848
-3	1	3	756	688	-1	4	3	656	620	7	7	3	889	928	3	11	3	1058	1052	0	1	4	2274	2425
-2	1	3	239	-203	0	4	3	423	464	-7	8	3	473	-443	7	11	3	574	-674	1	1	4	1067	-1082
-1	1	3	282	-262	1	4	3	2481	2386	-4	8	3	465	470	-4	12	3	418	-437	2	1	4	705	662
0	1	3	1412	1444	3	4	3	434	403	-3	8	3	1409	1367	-3	12	3	647	-648	3	1	4	861	-808
1	1	3	862	-842	4	4	3	441	-418	-2	8	3	759	-720	-2	12	3	623	618	4	1	4	1548	-1499
2	1	3	364	366	5	4	3	589	-613	-1	8	3	312	-318	-1	12	3	349	360	-7	2	4	1150	-1167
3	1	3	1581	1513	-10	5	3	557	546	0	8	3	877	-896	0	12	3	717	748	-3	2	4	3084	2987
4	1	3	909	-902	-6	5	3	590	-664	1	8	3	1557	-1556	1	12	3	692	701	-1	2	4	610	-628
5	1	3	408	423	-5	5	3	381	381	2	8	3	282	251	2	12	3	425	-417	1	2	4	2455	-2555
7	1	3	1027	-1028	-3	5	3	291	-290	4	8	3	588	568	4	12	3	487	-453	3	2	4	922	886
-4	2	3	941	-961	0	5	3	1464	-1472	5	8	3	368	408	-6	13	3	516	-509	7	2	4	998	-922
-3	2	3	374	376	1	5	3	649	645	-8	9	3	360	-319	-2	13	3	442	446	-4	3	4	964	-999
-2	2	3	708	709	2	5	3	359	-351	-6	9	3	736	706	0	13	3	781	-831	-3	3	4	1062	-1064
0	2	3	3389	3707	3	5	3	1123	-1038	-3	9	3	491	450	1	13	3	305	322	-2	3	4	277	-254
1	2	3	536	-507	4	5	3	1109	1062	-2	9	3	487	-479	2	13	3	434	-416	-1	3	4	929	-899
2	2	3	665	-647	5	5	3	547	-532	-1	9	3	415	-422	4	13	3	643	649	0	3	4	2285	2427
4	2	3	2804	-2752	7	5	3	694	758	0	9	3	1063	1091	-4	14	3	358	333	1	3	4	848	850
8	2	3	652	652	-4	6	3	650	639	1	9	3	628	-628	-3	14	3	429	-433	2	3	4	495	479

OBSERVED AND CALCULATED STRUCTURE FACTORS

H	K	L	10FO	10FC	H	K	L	10FO	10FC	H	K	L	10FO	10FC	H	K	L	10FO	10FC	H	K	L	10FO	10FC
3	3	4	526	522	-2	8	4	1144	-1109	3	13	4	438	435	-7	3	5	1025	-1011	-5	8	5	376	-384
4	3	4	1535	-1467	0	8	4	436	-451	-6	14	4	392	-357	-6	3	5	573	-511	-3	8	5	327	-300
-10	4	4	464	478	1	8	4	450	477	-3	14	4	778	-767	-5	3	5	400	-346	-6	9	5	595	550
-6	4	4	1063	-1160	2	8	4	365	354	-2	14	4	417	414	-4	3	5	628	-606	-4	9	5	806	780
-2	4	4	1174	1185	-6	9	4	455	446	0	14	4	367	386	-3	3	5	2003	1993	-3	9	5	637	615
-1	4	4	272	260	-4	9	4	549	-539	1	14	4	753	761	-2	3	5	256	227	0	9	5	738	-738
0	4	4	719	728	-3	9	4	1191	1153	3	14	4	459	-445	-1	3	5	730	771	1	9	5	479	-507
-6	5	4	352	-380	-2	9	4	668	-662	-4	15	4	554	558	0	3	5	322	351	3	9	5	680	633
-4	5	4	564	562	-1	9	4	777	813	0	15	4	853	-876	1	3	5	897	-941	-6	10	5	814	775
-3	5	4	1334	-1338	0	9	4	953	964	4	15	4	549	565	7	3	5	605	-564	-4	10	5	417	-418
-2	5	4	803	769	1	9	4	827	-843	-3	16	4	443	-446	-9	4	5	407	-428	-2	10	5	767	-772
-1	5	4	650	-673	3	9	4	731	-709	-2	16	4	375	-378	-5	4	5	377	399	0	10	5	739	799
0	5	4	1340	-1359	4	9	4	540	-571	-1	17	4	362	395	-3	4	5	471	452	4	10	5	891	-845
1	5	4	904	887	-7	10	4	626	-576	-9	0	5	439	472	1	4	5	344	-325	-7	11	5	629	-612
2	5	4	673	-612	-6	10	4	377	351	-5	0	5	457	-456	7	4	5	518	-477	-3	11	5	1079	1048
3	5	4	865	775	-3	10	4	1506	1459	-3	0	5	586	-504	-7	5	5	566	586	-1	11	5	508	523
4	5	4	974	931	-1	10	4	454	-466	7	0	5	638	583	-6	5	5	722	-720	1	11	5	587	-596
-7	6	4	831	904	0	10	4	527	-544	-7	1	5	909	-913	-5	5	5	320	286	-6	13	5	346	-315
-6	6	4	382	-420	1	10	4	1390	-1402	-6	1	5	744	706	-4	5	5	1022	-1012	-4	13	5	595	-616
-4	6	4	346	-342	3	10	4	626	603	-5	1	5	437	-389	-3	5	5	1176	-1138	0	13	5	565	558
-3	6	4	2287	-2241	5	10	4	377	366	-4	1	5	1048	915	0	5	5	1049	1033	-2	14	5	566	590
-2	6	4	520	508	7	10	4	598	-597	-3	1	5	1989	1769	1	5	5	606	608	0	14	5	462	-495
-1	6	4	403	413	-4	11	4	644	-638	-1	1	5	426	434	2	5	5	565	518	4	14	5	496	514
0	6	4	416	423	0	11	4	1152	1198	0	1	5	822	-854	3	5	5	463	-422	-3	15	5	676	-691
1	6	4	1923	1928	2	11	4	485	503	1	1	5	802	-839	-6	6	5	1211	-1217	1	15	5	461	462
3	6	4	692	-647	4	11	4	775	-765	2	1	5	482	-472	-4	6	5	410	420	-4	0	6	350	313
7	6	4	811	770	-7	12	4	426	-416	3	1	5	447	436	-2	6	5	1214	1171	0	0	6	457	-505
-4	7	4	1046	1046	-6	12	4	471	-445	7	1	5	635	-584	0	6	5	925	-938	2	0	6	457	448
-3	7	4	486	456	-3	12	4	744	709	-10	2	5	633	-639	4	6	5	1212	1107	4	0	6	1025	936
-1	7	4	377	364	-2	12	4	473	485	-6	2	5	1470	1409	8	6	5	527	-514	-7	1	6	471	479
0	7	4	2126	-2211	1	12	4	385	-393	-4	2	5	368	-352	-7	7	5	856	863	-6	1	6	1014	940
2	7	4	517	-485	-5	13	4	337	331	-2	2	5	1386	-1371	-5	7	5	343	334	-5	1	6	337	296
4	7	4	1431	1335	-3	13	4	657	-640	0	2	5	1064	1108	-3	7	5	1698	-1668	-3	1	6	409	-401
-7	8	4	398	402	-2	13	4	371	375	4	2	5	1566	-1472	-1	7	5	639	-666	-2	1	6	286	-295
-6	8	4	915	885	-1	13	4	609	-653	6	2	5	573	551	1	7	5	991	961	-1	1	6	409	-432
-3	8	4	710	-688	1	13	4	490	510	8	2	5	737	695	7	7	5	685	646	0	1	6	766	837

OBSERVED AND CALCULATED STRUCTURE FACTORS

H	K	L	10FO	10FC	H	K	L	10FO	10FC	H	K	L	10FO	10FC	H	K	L	10FO	10FC
3	1	6	616	-563	-4	7	6	308	-305	-4	2	7	317	-299	5	8	7	542	-502
4	1	6	1038	-958	-2	7	6	328	339	-2	2	7	983	-1045	-3	9	7	373	365
7	1	6	673	617	0	7	6	715	-747	0	2	7	652	680	0	9	7	933	-962
-7	2	6	491	-469	4	7	6	1210	1138	2	2	7	872	863	1	9	7	353	-357
-5	2	6	380	-345	1	8	6	403	383	4	2	7	442	-432	4	9	7	831	764
-3	2	6	1171	1161	4	8	6	670	620	-3	3	7	1055	1103	-6	10	7	504	487
-1	2	6	362	-384	-7	9	6	521	502	0	3	7	815	892	-2	10	7	700	-711
1	2	6	1499	-1625	-6	9	6	334	308	1	3	7	1298	-1399	0	10	7	467	454
3	2	6	837	774	-3	9	6	415	-403	4	3	7	899	-911	2	10	7	522	507
5	2	6	893	872	0	9	6	530	537	5	3	7	489	451	-3	11	7	744	757
-6	3	6	966	869	3	9	6	605	-567	-7	4	7	331	-287	1	11	7	893	-892
-1	3	6	346	375	4	9	6	492	-525	-3	4	7	539	538	-1	12	7	364	-351
0	3	6	809	904	-5	10	6	354	-336	-1	4	7	508	-530	1	12	7	499	-509
3	3	6	427	379	-3	10	6	616	596	1	4	7	892	-961	3	12	7	437	415
4	3	6	1158	-1119	1	10	6	728	-749	3	4	7	693	668	0	13	7	655	693
0	4	6	403	428	3	10	6	592	528	5	4	7	673	639	-2	14	7	358	400
1	4	6	313	-303	5	10	6	467	417	7	4	7	539	-516	-6	0	8	647	-641
2	4	6	349	-343	-6	11	6	670	606	-3	5	7	669	-646	-4	0	8	741	713
4	4	6	969	-898	0	11	6	502	539	-2	5	7	396	402	-2	0	8	937	987
-7	5	6	599	-616	4	11	6	778	-742	0	5	7	1128	1198	0	0	8	1068	-1140
-6	5	6	517	-502	1	12	6	452	-451	1	5	7	707	745	2	0	8	529	-578
-3	5	6	466	475	3	13	6	572	539	4	5	7	1159	-1056	4	0	8	897	826
0	5	6	648	-689	-3	14	6	341	-363	-6	6	7	750	-702	-7	1	8	365	344
3	5	6	704	639	1	14	6	455	510	-4	6	7	303	275	-6	1	8	783	725
4	5	6	697	641	0	15	6	374	-425	-2	6	7	991	1005	-3	1	8	1165	-1130
7	5	6	662	-612	-7	0	7	555	521	0	6	7	716	-696	-2	1	8	941	-991
-9	6	6	400	-413	-3	0	7	845	-809	2	6	7	746	-749	1	1	8	1017	1085
-7	6	6	440	454	-1	0	7	694	782	4	6	7	468	419	-5	2	8	575	-551
-5	6	6	412	397	1	0	7	1069	1112	-3	7	7	1030	-1034	-3	2	8	411	388
-3	6	6	1037	-1018	3	0	7	800	-777	0	7	7	543	-579	-1	2	8	635	674
-1	6	6	344	345	-3	1	7	1168	1132	1	7	7	1244	1267	-6	3	8	776	733
0	6	6	312	329	0	1	7	1090	-1151	4	7	7	554	538	-3	3	8	827	861
1	6	6	1276	1292	1	1	7	1257	-1320	-3	8	7	536	-544	-2	3	8	773	-808
3	6	6	730	-651	4	1	7	1194	1140	-1	8	7	456	448	0	3	8	408	-424
5	6	6	748	-685	5	1	7	458	432	1	8	7	852	885	1	3	8	796	-862
-6	7	6	872	-859	-6	2	7	795	731	3	8	7	655	-591	-6	4	8	534	511

OBSERVED AND CALCULATED STRUCTURE FACTORS

H	K	L	10FO	10FC	H	K	L	10FO	10FC	H	K	L	10FO	10FC	H	K	L	10FO	10FC	H	K	L	10FO	10FC
-6	1	9	677	-656	-2	3	9	426	-453	4	5	9	617	-581	0	0	10	606	-696	0	8	10	437	-430
-5	1	9	346	-335	-7	4	9	400	-405	-4	6	9	389	-386	4	0	10	721	711	-3	0	11	519	-530
-2	1	9	591	619	-5	4	9	492	-488	-2	7	9	348	341	1	1	10	680	707	-2	1	11	595	601
4	1	9	578	529	-3	4	9	754	755	-5	8	9	436	388	1	3	10	493	-547	1	1	11	437	470
-6	2	9	346	317	-1	4	9	343	348	-3	8	9	534	-520	-2	4	10	354	-378	0	2	11	505	-534
-4	2	9	423	410	1	4	9	568	-599	1	8	9	425	455	0	4	10	537	603	-2	3	11	511	-512
-6	3	9	514	519	-6	5	9	715	680	-2	9	9	478	462	1	5	10	689	-750	1	3	11	406	427
-5	3	9	364	-357	-2	5	9	617	-656	-6	0	10	500	-483										

OBSERVED AND CALCULATED STRUCTURE FACTORS FOR 2-Dichloro (butyl) tellurobenzaldehyde

PAGE 1

H	K	L	10FO	10FC	H	K	L	10FO	10FC	H	K	L	10FO	10FC	H	K	L	10FO	10FC	H	K	L	10FO	10FC
4	0	0	1947-2132	10	2	0	334	380	7	4	0	626	625	1	6	0	1516-1474	2	8	0	155	111		
6	0	0	227 242	11	2	0	679	-739	8	4	0	458	471	2	6	0	335	-355	5	8	0	488	-498	
8	0	0	893 -960	12	2	0	1276-1417	10	4	0	331	342	3	6	0	321	-327	6	8	0	121	-77		
10	0	0	1176-1210	13	2	0	155 255	11	4	0	120	-118	4	6	0	505	-522	7	8	0	555	583		
12	0	0	2290 2518	14	2	0	794 850	12	4	0	507	-517	5	6	0	994	1005	8	8	0	120	125		
14	0	0	1306-1405	15	2	0	332 372	13	4	0	326	321	6	6	0	559	586	10	8	0	129	-66		
16	0	0	838 -874	16	2	0	223 263	14	4	0	161	-123	7	6	0	949	-958	11	8	0	573	-590		
18	0	0	1229 1273	17	2	0	306 -347	15	4	0	268	-280	8	6	0	350	-354	12	8	0	131	-69		
20	0	0	535 -557	18	2	0	743 -781	16	4	0	495	490	9	6	0	187	180	13	8	0	503	505		
22	0	0	233 -248	20	2	0	225 249	17	4	0	169	-165	10	6	0	248	-260	1	9	0	159	176		
24	0	0	615 593	23	2	0	216 -214	18	4	0	238	-246	11	6	0	858	871	2	9	0	146	-107		
1	1	0	552 -524	24	2	0	161 -189	19	4	0	202	201	12	6	0	560	608	3	9	0	342	-350		
2	1	0	3326-3458	3	3	0	323 -321	22	4	0	178	187	13	6	0	765	-774	4	9	0	130	46		
3	1	0	526 529	4	3	0	522 -524	1	5	0	629	584	14	6	0	188	-187	5	9	0	205	176		
4	1	0	1447 1509	6	3	0	265 258	2	5	0	1055	1051	16	6	0	322	-329	9	9	0	184	-187		
6	1	0	375 -380	7	3	0	183 171	3	5	0	1360-1286	17	6	0	549	543	-25	0	1	229	-223			
8	1	0	939-1026	8	3	0	131 132	4	5	0	763	-744	18	6	0	394	401	-23	0	1	274	289		
9	1	0	337 382	9	3	0	128 -116	5	5	0	429	411	19	6	0	440	-451	-19	0	1	203	-201		
10	1	0	1599 1760	10	3	0	206 -219	6	5	0	237	-238	1	7	0	872	-890	-17	0	1	307	326		
12	1	0	233 249	11	3	0	244 -244	7	5	0	553	542	2	7	0	372	-377	-15	0	1	161	-151		
13	1	0	258 -482	12	3	0	112 106	8	5	0	614	628	3	7	0	1043	1050	-13	0	1	391	-416		
14	1	0	1756-1896	13	3	0	461 472	9	5	0	683	-685	4	7	0	282	277	-11	0	1	574	636		
16	1	0	1371 1446	15	3	0	233 -253	10	5	0	410	-430	5	7	0	552	-550	5	0	1	142	155		
18	1	0	156 -160	16	3	0	419 -447	11	5	0	346	328	6	7	0	140	-98	7	0	1	137	-132		
20	1	0	522 -550	18	3	0	225 227	12	5	0	249	-234	7	7	0	207	-230	11	0	1	103	132		
22	1	0	303 304	19	3	0	139 150	13	5	0	219	214	8	7	0	206	-195	15	0	1	258	262		
25	1	0	139 -172	20	3	0	125 -141	14	5	0	570	599	9	7	0	960	1000	17	0	1	377	415		
0	2	0	4044-3959	23	3	0	123 -148	15	5	0	478	-463	10	7	0	275	295	19	0	1	384	-391		
1	2	0	1329 1226	24	3	0	118 147	16	5	0	294	-317	11	7	0	334	-325	23	0	1	168	161		
2	2	0	2408 2321	0	4	0	713 -693	17	5	0	390	390	13	7	0	497	-526	25	0	1	241	-205		
3	2	0	187 -157	1	4	0	353 335	18	5	0	159	-157	14	7	0	258	-272	25	1	1	247	235		
4	2	0	309 333	2	4	0	139 -116	19	5	0	193	212	15	7	0	715	732	-24	1	1	193	216		
5	2	0	254 -248	3	4	0	358 349	20	5	0	350	384	16	7	0	231	227	-22	1	1	267	-284		
6	2	0	388 -389	4	4	0	644 640	21	5	0	381	-378	17	7	0	238	-241	-21	1	1	204	-231		
8	2	0	318 312	5	4	0	375 -366	22	5	0	161	-182	0	8	0	229	-80	-19	1	1	182	197		
9	2	0	293 315	6	4	0	590 -591	0	6	0	1031	1086	1	8	0	800	834	-18	1	1	306	292		

OBSERVED AND CALCULATED STRUCTURE FACTORS

-16	1	1	567	-600	-14	2	1	1407	1482	-8	3	1	149	169	-5	4	1	282	275	-10	5	1	590	-647
-15	1	1	273	-307	-13	2	1	132	-235	-7	3	1	775	-799	-4	4	1	703	691	-9	5	1	552	547
-14	1	1	140	166	-9	2	1	786	846	-6	3	1	1701	-1683	-3	4	1	862	-838	-8	5	1	156	-131
-13	1	1	530	594	-8	2	1	1515	1588	-5	3	1	836	831	-2	4	1	1372	-1371	-7	5	1	289	296
-12	1	1	1602	1655	-7	2	1	143	-166	-4	3	1	965	968	-1	4	1	1186	1118	-6	5	1	389	400
-10	1	1	942	-976	-6	2	1	154	-161	0	3	1	2778	-2721	0	4	1	645	665	-5	5	1	461	-467
-9	1	1	338	-392	-4	2	1	297	-313	1	3	1	1935	1818	1	4	1	407	407	-4	5	1	224	-230
-8	1	1	342	-325	-3	2	1	535	566	2	3	1	2834	2739	2	4	1	1467	1477	-3	5	1	216	210
-7	1	1	129	157	-2	2	1	2763	2664	3	3	1	965	-939	3	4	1	1842	-1781	-2	5	1	400	-376
-6	1	1	870	917	-1	2	1	897	-854	4	3	1	644	620	4	4	1	2141	-2164	-1	5	1	1049	1027
-5	1	1	160	-182	0	2	1	811	-741	5	3	1	1233	-1204	5	4	1	1298	1298	0	5	1	1096	1119
-4	1	1	454	-470	1	2	1	579	-572	6	3	1	2432	-2428	6	4	1	284	284	1	5	1	1602	-1532
-3	1	1	199	-208	2	2	1	3035	-2929	7	3	1	1089	1093	7	4	1	489	491	2	5	1	879	-898
-2	1	1	390	-394	3	2	1	1010	1040	8	3	1	846	886	8	4	1	789	815	3	5	1	487	480
-1	1	1	141	143	4	2	1	2483	2481	12	3	1	1004	-1070	9	4	1	678	-735	5	5	1	608	605
0	1	1	984	918	5	2	1	667	-687	13	3	1	811	867	10	4	1	807	-847	6	5	1	603	611
1	1	1	293	-312	6	2	1	456	-466	14	3	1	1104	1187	11	4	1	578	584	7	5	1	743	-770
2	1	1	1892	-1945	8	2	1	1451	-1460	16	3	1	371	438	12	4	1	473	509	8	5	1	531	-570
3	1	1	340	359	9	2	1	493	521	18	3	1	833	-944	13	4	1	277	269	9	5	1	200	194
4	1	1	446	-430	10	2	1	1395	1464	20	3	1	393	491	14	4	1	784	819	10	5	1	148	180
6	1	1	841	879	11	2	1	418	-462	24	3	1	386	-391	15	4	1	1067	-1084	11	5	1	373	385
7	1	1	271	-295	12	2	1	303	-311	-22	4	1	251	240	16	4	1	1042	-1113	12	5	1	329	344
8	1	1	1397	-1429	14	2	1	1192	-1278	-21	4	1	202	-207	17	4	1	295	430	13	5	1	734	-723
9	1	1	278	305	16	2	1	1089	1250	-20	4	1	286	-316	18	4	1	196	237	14	5	1	522	-559
12	1	1	1026	1078	20	2	1	323	-366	-19	4	1	342	347	20	4	1	234	269	15	5	1	157	153
14	1	1	181	-404	22	2	1	444	492	-18	4	1	142	112	21	4	1	257	-299	19	5	1	352	-334
15	1	1	179	532	-19	3	1	136	-211	-16	4	1	630	648	22	4	1	324	-354	20	5	1	317	-307
18	1	1	439	647	-18	3	1	603	-631	-15	4	1	757	-773	-21	5	1	198	199	-18	6	1	242	231
24	1	1	188	210	-17	3	1	444	470	-14	4	1	992	-1028	-20	5	1	208	-187	-16	6	1	245	-258
-23	2	1	133	-168	-16	3	1	749	771	-13	4	1	708	730	-18	5	1	259	274	-15	6	1	188	219
-22	2	1	249	-250	-14	3	1	283	299	-12	4	1	173	192	-17	5	1	425	-427	-13	6	1	289	-280
-20	2	1	419	409	-13	3	1	645	-682	-11	4	1	168	202	-15	5	1	165	180	-12	6	1	283	289
-18	2	1	320	-328	-12	3	1	1691	-1802	-10	4	1	1056	1104	-14	5	1	369	-383	-11	6	1	153	-138
-17	2	1	139	-186	-11	3	1	1157	1219	-9	4	1	1296	-1336	-13	5	1	553	571	-10	6	1	208	-216
-16	2	1	511	-516	-10	3	1	2002	2081	-8	4	1	1250	-1300	-12	5	1	822	882	-9	6	1	161	144
-15	2	1	445	520	-9	3	1	667	-654	-7	4	1	767	754	-11	5	1	1118	-1147	-7	6	1	341	-346

OBSERVED AND CALCULATED STRUCTURE FACTORS

-6	6	1	103	-12	12	7	1	204	205	-14	0	2	218	192	4	1	2	4107	4394	8	2	2	1226	1249
-5	6	1	186	174	14	7	1	145	79	-12	0	2	2216	2361	5	1	2	576	-617	9	2	2	98	-92
-4	6	1	153	-152	16	7	1	284	-261	-10	0	2	2862	-3064	6	1	2	1818	-1971	11	2	2	251	-264
-3	6	1	410	398	-14	8	1	158	136	-6	0	2	435	-383	7	1	2	150	-176	12	2	2	533	-564
-2	6	1	157	149	-13	8	1	326	-328	-4	0	2	3081	-3338	8	1	2	769	-805	14	2	2	872	939
-1	6	1	433	-401	-12	8	1	198	-191	4	0	2	1316	1431	9	1	2	307	336	17	2	2	431	-473
0	6	1	110	-70	-9	8	1	409	417	6	0	2	3092	3283	10	1	2	784	836	18	2	2	565	-613
1	6	1	249	-237	-8	8	1	131	160	8	0	2	1576	-1715	12	1	2	568	-597	20	2	2	305	348
2	6	1	194	-199	-7	8	1	371	-393	10	0	2	206	-220	14	1	2	463	-479	-24	3	2	126	-140
3	6	1	822	826	-3	8	1	603	624	12	0	2	1020	1099	15	1	2	212	384	-23	3	2	239	-218
4	6	1	276	288	-2	8	1	176	170	14	0	2	1632	-1722	16	1	2	1867	1969	-22	3	2	196	205
5	6	1	190	-219	-1	8	1	494	-507	16	0	2	158	200	18	1	2	1041	-1110	-19	3	2	124	138
6	6	1	136	-114	1	8	1	233	-217	18	0	2	1186	1208	20	1	2	393	-414	-17	3	2	149	-163
14	6	1	164	132	2	8	1	190	-177	20	0	2	898	-925	22	1	2	488	496	-15	3	2	125	117
15	6	1	302	296	3	8	1	596	596	24	0	2	369	366	24	1	2	218	-202	-13	3	2	279	277
16	6	1	188	223	4	8	1	190	156	-24	1	2	390	-385	-25	2	2	137	153	-11	3	2	528	-527
17	6	1	334	-348	5	8	1	204	-217	-22	1	2	453	-469	-24	2	2	287	-281	-10	3	2	467	509
18	6	1	345	-354	7	8	1	192	-193	-20	1	2	770	787	-22	2	2	395	408	-8	3	2	466	-474
-17	7	1	159	-147	9	8	1	562	567	-18	1	2	211	-210	-21	2	2	285	-302	-7	3	2	419	413
-16	7	1	220	-219	10	8	1	176	98	-16	1	2	314	-317	-18	2	2	240	-231	-4	3	2	121	122
-15	7	1	166	128	11	8	1	381	-411	-14	1	2	1326	1383	-16	2	2	379	398	-3	3	2	133	118
-14	7	1	291	258	14	8	1	134	-162	-13	1	2	392	-420	-15	2	2	328	-342	-1	3	2	120	139
-10	7	1	206	-190	-6	9	1	215	12	-12	1	2	1234	-1282	-12	2	2	1567	-1651	0	3	2	235	258
-9	7	1	127	-57	-5	9	1	653	726	-11	1	2	328	375	-11	2	2	618	654	2	3	2	434	460
-5	7	1	432	-439	-4	9	1	179	48	-10	1	2	1342	-1405	-10	2	2	1509	1611	3	3	2	706	-704
-4	7	1	220	-193	0	9	1	161	-66	-9	1	2	257	294	-9	2	2	707	-761	4	3	2	834	-866
-3	7	1	151	111	1	9	1	575	609	-8	1	2	2436	2579	-6	2	2	687	-713	5	3	2	304	318
-2	7	1	136	130	3	9	1	158	-104	-7	1	2	471	-516	-4	2	2	283	-289	6	3	2	655	659
-1	7	1	252	-242	5	9	1	467	-509	-6	1	2	1188	-1231	0	2	2	675	-710	10	3	2	336	357
1	7	1	145	110	6	9	1	205	-20	-4	1	2	1326	-1358	1	2	2	775	776	11	3	2	157	-170
3	7	1	125	107	7	9	1	612	655	-3	1	2	419	440	2	2	2	2327	2346	13	3	2	277	278
4	7	1	153	-133	9	9	1	152	-145	-2	1	2	3545	3654	3	2	2	534	-534	15	3	2	367	-419
5	7	1	330	332	-24	0	2	611	611	-1	1	2	585	-594	4	2	2	584	-583	16	3	2	270	-311
6	7	1	254	247	-22	0	2	755	-751	0	1	2	2043	-2111	5	2	2	443	-460	18	3	2	417	449
7	7	1	359	-345	-18	0	2	611	612	2	1	2	1759	-1797	6	2	2	1321	-1387	20	3	2	301	-311
10	7	1	248	-231	-16	0	2	750	-799	3	1	2	676	711	7	2	2	560	565	-22	4	2	228	212

OBSERVED AND CALCULATED STRUCTURE FACTORS

PAGE 4

-20	H	4	K	2	L	10FO	10FC	H	K	L	10FO	10FC	H	K	L	10FO	10FC	H	K	L	10FO	10FC
-19		4		2		114	-114	-18	5	2	162	180	-17	6	2	244	254	-6	7	2	138	-62
-18		4		2		274	-270	-16	5	2	107	85	-17	6	2	488	-503	-5	7	2	132	148
-17		4		2		182	-208	-15	5	2	382	-395	-16	6	2	349	-351	-4	7	2	214	-203
-16		4		2		262	253	-14	5	2	502	-517	-15	6	2	472	488	-3	7	2	924	975
-15		4		2		372	383	-13	5	2	535	539	-14	6	2	150	182	-2	7	2	426	411
-14		4		2		113	-104	-12	5	2	642	660	-10	6	2	484	-523	-1	7	2	1049	-1051
-13		4		2		158	-158	-10	5	2	121	68	-9	6	2	436	432	0	7	2	248	-255
-11		4		2		207	211	-9	5	2	726	-742	-7	6	2	410	412	2	7	2	112	-101
-10		4		2		351	339	-8	5	2	795	-811	-6	6	2	468	478	3	7	2	751	750
-9		4		2		318	315	-7	5	2	869	867	-5	6	2	1188	-1190	4	7	2	391	421
-7		4		2		386	-380	-6	5	2	423	413	-4	6	2	679	-666	5	7	2	1286	-1314
-6		4		2		416	-432	-5	5	2	165	120	-3	6	2	946	937	6	7	2	302	-297
-5		4		2		571	566	-4	5	2	442	445	-2	6	2	146	141	8	7	2	188	-176
-4		4		2		896	886	-3	5	2	917	-887	2	6	2	668	-698	9	7	2	812	871
-3		4		2		624	-620	-2	5	2	941	-920	3	6	2	714	689	10	7	2	318	308
-2		4		2		297	-306	-1	5	2	1200	1170	5	6	2	516	503	11	7	2	705	-721
-1		4		2		375	-331	0	5	2	887	875	6	6	2	553	610	12	7	2	217	-190
0		4		2		628	-577	1	5	2	446	439	7	6	2	1058	-1046	15	7	2	564	569
1		4		2		374	369	2	5	2	1085	-1092	8	6	2	449	-442	16	7	2	232	256
2		4		2		362	338	3	5	2	1085	-1102	9	6	2	375	379	17	7	2	525	-523
4		4		2		243	225	4	5	2	1085	-1102	11	6	2	348	356	-13	8	2	214	-206
6		4		2		461	-461	5	5	2	831	822	12	6	2	335	347	-12	8	2	157	-126
7		4		2		302	301	7	5	2	184	186	13	6	2	765	-785	-11	8	2	617	635
8		4		2		226	213	8	5	2	640	638	14	6	2	446	-468	-10	8	2	137	33
9		4		2		154	-141	9	5	2	666	-674	15	6	2	504	525	-9	8	2	345	-352
12		4		2		422	-422	10	5	2	640	-656	17	6	2	275	297	-7	8	2	297	-274
13		4		2		309	332	11	5	2	654	665	18	6	2	409	429	-5	8	2	589	593
14		4		2		381	397	12	5	2	392	397	19	6	2	488	-499	-4	8	2	127	-27
15		4		2		425	-397	13	5	2	367	-385	-15	7	2	443	474	-3	8	2	325	-328
16		4		2		325	323	14	5	2	261	257	-14	7	2	313	302	-1	8	2	300	-302
18		4		2		438	-421	15	5	2	371	-377	-13	7	2	783	-808	1	8	2	739	748
22		4		2		178	186	16	5	2	585	-584	-12	7	2	178	-186	2	8	2	168	66
-21		5		2		395	-383	17	5	2	512	554	-10	7	2	213	-226	3	8	2	579	-599
-20		5		2		299	-322	20	5	2	368	372	-9	7	2	937	967	8	8	2	167	113
-19		5		2		228	238	21	5	2	184	-218	-8	7	2	308	308	9	8	2	313	-310
		5		2		228	238	-19	6	2	240	253	-7	7	2	676	-686	11	8	2	250	-264

OBSERVED AND CALCULATED STRUCTURE FACTORS

-13	1	3	376	357	-14	2	3	943	944	-16	3	3	407	433	-21	4	3	159	-167	16	4	3	657	-692
-12	1	3	653	643	-13	2	3	435	-458	-15	3	3	240	-245	-20	4	3	475	-493	17	4	3	567	532
-11	1	3	381	-390	-12	2	3	1481	-1481	-14	3	3	275	-290	-19	4	3	540	494	18	4	3	640	614
-10	1	3	1223	-1246	-10	2	3	140	-161	-12	3	3	716	-762	-18	4	3	294	326	19	4	3	219	-205
-8	1	3	669	696	-9	2	3	749	749	-11	3	3	1063	1076	-17	4	3	217	-207	21	4	3	258	-262
-7	1	3	568	576	-8	2	3	2001	2038	-10	3	3	2277	2342	-16	4	3	229	232	22	4	3	418	-430
-6	1	3	1353	1407	-7	2	3	738	-740	-9	3	3	1126	-1109	-15	4	3	247	-233	-21	5	3	405	385
-5	1	3	237	-250	-6	2	3	1839	-1895	-8	3	3	878	-894	-14	4	3	740	-737	-18	5	3	208	204
-4	1	3	115	86	-5	2	3	280	286	-7	3	3	389	-360	-13	4	3	791	808	-17	5	3	210	-206
-3	1	3	176	-172	-4	2	3	192	-186	-6	3	3	1370	-1349	-12	4	3	989	1052	-15	5	3	190	192
-2	1	3	114	103	-3	2	3	490	481	-5	3	3	926	889	-11	4	3	598	-606	-14	5	3	136	-128
0	1	3	120	148	-2	2	3	1454	1461	-4	3	3	1078	1093	-10	4	3	234	222	-12	5	3	574	588
1	1	3	148	-155	-1	2	3	491	-476	-3	3	3	391	-338	-9	4	3	971	-960	-11	5	3	835	-838
2	1	3	1480	-1541	0	2	3	1031	-1026	-2	3	3	406	-375	-8	4	3	1604	-1684	-10	5	3	757	-783
3	1	3	279	297	1	2	3	220	235	-1	3	3	118	131	-7	4	3	1440	1391	-9	5	3	1000	974
4	1	3	1008	1032	2	2	3	91	119	0	3	3	723	-709	-6	4	3	1092	1093	-8	5	3	204	210
5	1	3	350	-371	3	2	3	453	455	1	3	3	1302	1229	-5	4	3	557	-542	-6	5	3	398	422
6	1	3	1361	1387	4	2	3	3066	3070	2	3	3	3112	3056	-4	4	3	213	217	-5	5	3	707	-664
7	1	3	280	-295	5	2	3	1323	-1303	3	3	3	1610	-1545	-3	4	3	463	-439	-4	5	3	479	-479
8	1	3	1753	-1798	6	2	3	2751	-2816	4	3	3	673	-680	-2	4	3	793	-791	-3	5	3	495	490
9	1	3	354	366	7	2	3	667	653	5	3	3	682	-648	-1	4	3	748	693	-2	5	3	107	56
10	1	3	289	-289	8	2	3	119	-161	6	3	3	2354	-2329	0	4	3	929	939	-1	5	3	162	145
12	1	3	394	414	9	2	3	141	163	7	3	3	1184	1166	1	4	3	648	-629	0	5	3	357	361
14	1	3	547	-566	10	2	3	923	976	8	3	3	1611	1651	2	4	3	189	211	1	5	3	786	-756
15	1	3	251	253	11	2	3	411	-402	9	3	3	651	-664	3	4	3	1283	-1227	2	5	3	728	-766
16	1	3	132	163	12	2	3	721	-718	10	3	3	451	-466	4	4	3	2063	-2090	3	5	3	999	989
17	1	3	415	-425	13	2	3	206	222	12	3	3	652	-658	5	4	3	1969	1917	4	5	3	449	458
18	1	3	542	535	14	2	3	325	-302	13	3	3	603	594	6	4	3	1656	1686	5	5	3	203	215
23	1	3	142	-168	18	2	3	669	-681	14	3	3	906	945	7	4	3	746	-695	6	5	3	529	596
24	1	3	218	199	19	2	3	306	324	15	3	3	430	-419	8	4	3	354	-344	7	5	3	1061	-1070
-24	2	3	382	-354	22	2	3	683	661	16	3	3	336	-375	9	4	3	294	-273	8	5	3	820	-851
-21	2	3	306	289	24	2	3	237	-266	18	3	3	645	-656	10	4	3	702	-723	9	5	3	624	614
-20	2	3	575	557	-24	3	3	280	-256	19	3	3	432	452	11	4	3	818	831	10	5	3	327	316
-19	2	3	231	-229	-20	3	3	291	-288	20	3	3	956	962	12	4	3	706	713	15	5	3	318	272
-18	2	3	520	-539	-18	3	3	390	-399	21	3	3	352	-377	14	4	3	152	129	16	5	3	313	297
-15	2	3	246	234	-17	3	3	303	307	-23	4	3	158	-181	15	4	3	571	-577	17	5	3	204	206

OBSERVED AND CALCULATED STRUCTURE FACTORS

H	K	L	10FO	10FC	H	K	L	10FO	10FC	H	K	L	10FO	10FC	H	K	L	10FO	10FC	H	K	L	10FO	10FC
19	5	3	476	-451	10	7	3	120	-129	4	9	3	148	23	-8	1	4	2196	2238	-9	2	4	626	-618
20	5	3	416	-435	11	7	3	149	134	5	9	3	148	-117	-7	1	4	600	-602	-8	2	4	901	-898
21	5	3	282	288	12	7	3	201	217	6	9	3	160	-35	-6	1	4	3432	-3523	-7	2	4	371	357
-16	6	3	218	-200	13	7	3	179	-224	7	9	3	536	561	-5	1	4	563	560	-6	2	4	1162	-1156
-14	6	3	150	139	16	7	3	140	-142	-24	0	4	322	297	-4	1	4	472	453	-5	2	4	457	446
-11	6	3	208	207	-13	8	3	370	-370	-22	0	4	970	-919	0	1	4	289	-315	-4	2	4	1882	1899
-10	6	3	201	-137	-12	8	3	132	-157	-20	0	4	721	691	1	1	4	146	163	-3	2	4	621	-626
-8	6	3	257	274	-11	8	3	210	194	-18	0	4	414	402	2	1	4	654	690	-2	2	4	929	-933
-7	6	3	798	-765	-8	8	3	118	92	-16	0	4	651	-662	3	1	4	159	139	-1	2	4	146	121
-6	6	3	172	-154	-7	8	3	441	-450	-14	0	4	444	418	4	1	4	2465	2493	0	2	4	350	-351
-5	6	3	367	355	-6	8	3	143	-165	-12	0	4	602	599	5	1	4	777	-770	1	2	4	159	158
1	6	3	182	-173	-5	8	3	203	157	-10	0	4	1574	-1578	6	1	4	3251	-3386	2	2	4	512	559
2	6	3	147	-157	-3	8	3	463	447	-4	0	4	6172	-6389	7	1	4	186	192	3	2	4	311	-314
3	6	3	488	494	-2	8	3	152	118	0	0	4	440	440	8	1	4	205	246	4	2	4	850	-876
4	6	3	166	178	-1	8	3	730	-760	2	0	4	1536	-1603	9	1	4	257	257	6	2	4	322	-345
5	6	3	664	-665	0	8	3	174	-145	4	0	4	1926	2056	10	1	4	1336	1362	7	2	4	705	712
6	6	3	416	-407	1	8	3	291	299	6	0	4	1828	1841	11	1	4	163	-195	8	2	4	1656	1682
7	6	3	533	496	3	8	3	257	267	8	0	4	2807	-2936	12	1	4	1100	-1124	9	2	4	483	-456
8	6	3	354	345	4	8	3	200	178	10	0	4	1632	1673	14	1	4	323	330	10	2	4	1077	-1100
14	6	3	227	230	5	8	3	381	-374	12	0	4	362	356	15	1	4	174	161	12	2	4	169	-147
15	6	3	165	137	7	8	3	125	7	14	0	4	1316	-1312	16	1	4	691	693	13	2	4	287	300
17	6	3	352	-346	8	8	3	187	-170	16	0	4	983	1009	17	1	4	146	-189	14	2	4	744	770
18	6	3	205	-220	9	8	3	433	468	18	0	4	477	451	18	1	4	792	-785	16	2	4	264	-280
-14	7	3	269	269	10	8	3	149	144	20	0	4	1202	-1173	21	1	4	193	205	17	2	4	193	-198
-13	7	3	151	-159	11	8	3	415	-429	22	0	4	541	517	22	1	4	538	493	19	2	4	399	402
-12	7	3	162	-121	13	8	3	182	163	24	0	4	183	164	24	1	4	501	-488	20	2	4	532	498
-10	7	3	138	-163	-9	9	3	399	-407	-24	1	4	510	-490	-24	2	4	233	-232	22	2	4	463	-471
-8	7	3	160	136	-6	9	3	154	20	-23	1	4	128	147	-22	2	4	554	539	23	2	4	131	-182
-7	7	3	331	347	-5	9	3	501	566	-20	1	4	720	725	-21	2	4	267	-254	-23	3	4	202	-177
-5	7	3	182	-176	-4	9	3	162	29	-18	1	4	882	-866	-20	2	4	281	-289	-22	3	4	187	166
-1	7	3	130	-125	-3	9	3	418	-427	-17	1	4	220	240	-19	2	4	369	365	-21	3	4	226	223
1	7	3	241	-239	-2	9	3	118	5	-16	1	4	176	174	-16	2	4	408	420	-20	3	4	250	-224
2	7	3	217	-201	-1	9	3	134	-167	-14	1	4	563	557	-15	2	4	258	-243	-19	3	4	113	82
3	7	3	292	296	1	9	3	586	596	-12	1	4	816	-821	-13	2	4	178	178	-17	3	4	264	-263
5	7	3	171	146	2	9	3	139	16	-11	1	4	300	295	-12	2	4	464	-453	-11	3	4	166	-179
6	7	3	223	208	3	9	3	552	-560	-10	1	4	314	325	-10	2	4	1161	1156	-10	3	4	423	415

OBSERVED AND CALCULATED STRUCTURE FACTORS

-9	3	4	150	142	-5	4	4	449	415	-7	5	4	990	968	-6	6	4	193	185	-1	7	4	617	-607
-8	3	4	580	-597	-4	4	4	501	481	-6	5	4	796	809	-5	6	4	1098	-1072	0	7	4	228	-185
-7	3	4	283	289	-3	4	4	318	-318	-5	5	4	394	-382	-4	6	4	722	-745	1	7	4	740	756
-6	3	4	428	399	-2	4	4	100	-105	-3	5	4	476	-442	-3	6	4	1150	1097	2	7	4	141	135
-5	3	4	572	-544	-1	4	4	180	-194	-2	5	4	707	-663	-2	6	4	339	338	3	7	4	112	100
-4	3	4	562	-555	0	4	4	161	-188	-1	5	4	1108	1082	0	6	4	267	265	4	7	4	241	236
-3	3	4	488	462	1	4	4	288	272	0	5	4	839	804	1	6	4	741	-767	5	7	4	1178	-1174
-2	3	4	326	319	2	4	4	563	550	1	5	4	685	-693	2	6	4	587	-600	6	7	4	372	-381
0	3	4	217	-189	3	4	4	536	-522	2	5	4	175	-179	3	6	4	1138	1136	7	7	4	581	554
1	3	4	146	131	4	4	4	498	-513	3	5	4	312	-318	4	6	4	462	462	9	7	4	366	373
2	3	4	229	214	5	4	4	233	220	4	5	4	631	-627	5	6	4	206	-198	10	7	4	238	248
3	3	4	307	-309	6	4	4	469	-464	5	5	4	741	711	6	6	4	357	366	11	7	4	734	-756
4	3	4	510	-520	7	4	4	197	184	6	5	4	524	556	7	6	4	979	-963	12	7	4	243	-243
5	3	4	526	481	8	4	4	583	567	7	5	4	306	-278	8	6	4	715	-699	13	7	4	400	395
6	3	4	745	751	9	4	4	311	-288	8	5	4	184	188	9	6	4	932	903	-12	8	4	144	-146
7	3	4	212	-207	11	4	4	234	220	9	5	4	258	-243	10	6	4	296	290	-11	8	4	409	411
8	3	4	477	-482	12	4	4	381	-387	10	5	4	580	-580	11	6	4	207	-175	-10	8	4	164	91
9	3	4	116	-91	13	4	4	331	326	11	5	4	624	578	12	6	4	203	183	-9	8	4	568	-562
11	3	4	164	146	14	4	4	425	412	12	5	4	479	483	13	6	4	571	-573	-5	8	4	544	532
12	3	4	170	174	15	4	4	312	-267	13	5	4	551	-557	14	6	4	435	-432	-4	8	4	194	58
13	3	4	120	108	20	4	4	247	234	15	5	4	163	-159	15	6	4	599	626	-3	8	4	571	-560
15	3	4	186	-196	21	4	4	139	-98	16	5	4	422	-426	16	6	4	183	219	-1	8	4	205	203
16	3	4	230	246	22	4	4	154	126	17	5	4	415	442	17	6	4	137	-101	1	8	4	368	367
20	3	4	361	-347	-21	5	4	244	-223	18	5	4	306	322	19	6	4	325	-318	2	8	4	157	59
21	3	4	267	-265	-19	5	4	293	265	19	5	4	264	-238	-17	7	4	356	331	3	8	4	690	-715
-20	4	4	244	-232	-18	5	4	308	288	20	5	4	183	175	-14	7	4	197	200	4	8	4	144	-78
-19	4	4	262	-234	-17	5	4	149	-157	-17	6	4	375	-383	-13	7	4	629	-632	5	8	4	183	158
-17	4	4	267	270	-16	5	4	158	-128	-16	6	4	319	-309	-12	7	4	185	-196	7	8	4	622	640
-16	4	4	319	318	-15	5	4	208	-182	-15	6	4	511	502	-11	7	4	379	384	8	8	4	187	102
-15	4	4	186	-192	-14	5	4	209	-185	-14	6	4	122	157	-9	7	4	256	249	9	8	4	617	-612
-14	4	4	337	-332	-13	5	4	436	421	-12	6	4	166	142	-8	7	4	249	229	13	8	4	186	244
-13	4	4	151	-161	-12	5	4	492	509	-11	6	4	561	-556	-7	7	4	998	-980	-1	9	4	212	209
-11	4	4	345	334	-11	5	4	501	-503	-10	6	4	439	-463	-6	7	4	355	-316	1	9	4	151	-113
-10	4	4	261	266	-10	5	4	498	-480	-9	6	4	892	891	-5	7	4	742	727	4	9	4	157	85
-9	4	4	112	-115	-9	5	4	212	-196	-8	6	4	490	515	-3	7	4	506	502	5	9	4	292	285
-8	4	4	492	-512	-8	5	4	470	-448	-7	6	4	371	-342	-2	7	4	228	219	7	9	4	281	-252

OBSERVED AND CALCULATED STRUCTURE FACTORS

PAGE 8

H	K	L	10FO	10FC	H	K	L	10FO	10FC	H	K	L	10FO	10FC	H	K	L	10FO	10FC
-23	0	5	172	134	2	1	5	517	-539	-2	2	5	1161	1123	-3	3	5	1320	-1215
-21	0	5	410	-372	3	1	5	233	223	-1	2	5	527	-499	-2	3	5	1861	-1795
-19	0	5	229	197	4	1	5	1874	1835	0	2	5	1163	-1146	-1	3	5	780	734
-17	0	5	236	233	5	1	5	335	-329	1	2	5	411	405	1	3	5	754	711
-15	0	5	283	-272	8	1	5	1239	-1233	2	2	5	733	747	2	3	5	1699	1614
-9	0	5	407	-377	9	1	5	125	127	4	2	5	1236	1205	3	3	5	953	-910
-7	0	5	271	266	10	1	5	577	559	5	2	5	598	-572	4	3	5	1373	-1349
-5	0	5	233	219	11	1	5	335	-325	6	2	5	2008	-1979	5	3	5	536	546
-3	0	5	322	-313	13	1	5	212	217	7	2	5	661	633	6	3	5	408	430
9	0	5	461	464	14	1	5	583	-571	8	2	5	591	595	7	3	5	357	351
11	0	5	167	-164	16	1	5	281	279	9	2	5	157	-149	8	3	5	1662	1639
13	0	5	198	-184	17	1	5	182	-181	10	2	5	1291	1257	9	3	5	1191	-1137
15	0	5	177	187	19	1	5	138	155	11	2	5	442	-398	10	3	5	1453	-1448
17	0	5	128	-127	20	1	5	431	-393	12	2	5	1102	-1092	11	3	5	371	368
19	0	5	173	-167	22	1	5	237	247	13	2	5	350	338	12	3	5	268	-251
21	0	5	355	331	23	1	5	246	-215	16	2	5	221	217	13	3	5	296	261
23	0	5	195	-160	-24	2	5	260	-228	17	2	5	172	-181	14	3	5	627	616
-25	1	5	124	109	-22	2	5	341	320	18	2	5	848	-817	15	3	5	374	-353
-23	1	5	234	-205	-21	2	5	188	174	19	2	5	299	315	16	3	5	681	-677
-22	1	5	221	-178	-20	2	5	232	222	20	2	5	295	326	17	3	5	230	233
-20	1	5	448	435	-19	2	5	384	-352	22	2	5	524	481	19	3	5	149	176
-19	1	5	293	283	-18	2	5	774	-771	-22	3	5	452	426	20	3	5	739	690
-17	1	5	346	-348	-16	2	5	395	391	-21	3	5	344	-333	21	3	5	362	-376
-16	1	5	601	-596	-15	2	5	175	178	-20	3	5	625	-589	22	3	5	513	-498
-14	1	5	332	328	-14	2	5	483	474	-17	3	5	280	272	23	3	5	138	168
-11	1	5	175	-180	-13	2	5	296	-288	-16	3	5	676	689	-22	4	5	181	-153
-10	1	5	913	-871	-12	2	5	702	-676	-15	3	5	502	-485	-20	4	5	328	-319
-9	1	5	212	218	-11	2	5	156	137	-14	3	5	763	-779	-19	4	5	426	402
-8	1	5	782	800	-10	2	5	528	509	-13	3	5	299	314	-18	4	5	576	564
-7	1	5	459	419	-9	2	5	107	116	-11	3	5	323	305	-17	4	5	499	-473
-6	1	5	317	281	-8	2	5	593	604	-10	3	5	1128	1127	-16	4	5	192	-197
-5	1	5	497	-488	-7	2	5	731	-723	-9	3	5	878	-843	-14	4	5	369	-348
-4	1	5	653	-667	-6	2	5	2327	-2307	-8	3	5	1493	-1495	-13	4	5	465	435
-3	1	5	147	173	-5	2	5	606	597	-7	3	5	422	417	-12	4	5	533	522
-2	1	5	941	935	-4	2	5	825	824	-5	3	5	749	728	-11	4	5	417	-399
0	1	5	205	-196	-3	2	5	318	302	-4	3	5	1856	1856	-10	4	5	112	-159

OBSERVED AND CALCULATED STRUCTURE FACTORS

-10	5	5	5	451	-447	-5	6	5	719	646	-1	8	5	618	-608	16	0	6	625	613	18	1	6	600	-551
-9	5	5	5	633	611	-4	6	5	175	141	0	8	5	137	-120	20	0	6	557	-493	20	1	6	413	397
-8	5	5	5	422	435	-3	6	5	235	-262	1	8	5	423	416	22	0	6	745	679	22	1	6	123	114
-7	5	5	5	579	-536	-1	6	5	248	-209	5	8	5	415	-432	-24	1	6	234	-237	-22	2	6	168	159
-6	5	5	5	201	208	3	6	5	112	97	6	8	5	142	-139	-22	1	6	185	190	-20	2	6	451	-432
-5	5	5	5	609	-556	5	6	5	337	-331	7	8	5	319	300	-20	1	6	179	199	-19	2	6	364	342
-4	5	5	5	813	-809	7	6	5	321	299	9	8	5	158	151	-18	1	6	985	-946	-17	2	6	213	-215
-3	5	5	5	1120	1022	8	6	5	217	197	11	8	5	322	-331	-17	1	6	253	237	-16	2	6	724	701
-2	5	5	5	565	537	10	6	5	160	-171	-7	9	5	294	293	-16	1	6	719	712	-15	2	6	188	-190
-1	5	5	5	479	-447	11	6	5	124	-122	-5	9	5	260	276	-15	1	6	232	-253	-14	2	6	523	-499
1	5	5	5	222	-221	12	6	5	157	-137	-3	9	5	458	-484	-14	1	6	209	203	-13	2	6	287	285
2	5	5	5	357	-342	13	6	5	350	321	-1	9	5	205	195	-12	1	6	557	-499	-10	2	6	338	296
3	5	5	5	647	649	14	6	5	251	250	1	9	5	319	330	-11	1	6	166	166	-8	2	6	487	-464
4	5	5	5	548	589	-14	7	5	153	137	2	9	5	154	-8	-10	1	6	609	579	-7	2	6	398	395
5	5	5	5	472	-426	-11	7	5	215	-200	3	9	5	626	-636	-8	1	6	957	935	-6	2	6	495	496
6	5	5	5	270	-250	-9	7	5	179	183	4	9	5	129	30	-7	1	6	237	-228	-5	2	6	199	-205
7	5	5	5	402	-381	-8	7	5	177	177	5	9	5	236	249	-6	1	6	2783	-2700	-4	2	6	992	978
8	5	5	5	557	-570	-6	7	5	199	-143	-22	0	6	383	-352	-5	1	6	589	548	-3	2	6	591	-581
9	5	5	5	1058	1039	1	7	5	280	-277	-20	0	6	776	732	-4	1	6	1999	1985	-2	2	6	1627	-1606
10	5	5	5	721	726	2	7	5	179	-165	-18	0	6	312	-309	-3	1	6	245	-249	-1	2	6	502	485
11	5	5	5	435	-405	3	7	5	355	364	-16	0	6	989	-961	-2	1	6	521	508	0	2	6	424	437
12	5	5	5	152	-114	5	7	5	119	-77	-14	0	6	931	914	-1	1	6	194	-183	2	2	6	271	270
13	5	5	5	357	-332	6	7	5	178	146	-12	0	6	179	-160	0	1	6	1846	-1822	3	2	6	190	-157
14	5	5	5	189	-183	8	7	5	197	-207	-10	0	6	129	165	1	1	6	289	282	4	2	6	624	-590
15	5	5	5	310	275	11	7	5	176	200	-8	0	6	2583	2469	2	1	6	564	582	5	2	6	213	203
16	5	5	5	247	235	12	7	5	226	218	-6	0	6	710	-693	4	1	6	540	552	6	2	6	229	221
18	5	5	5	127	-118	13	7	5	131	-134	-4	0	6	2593	-2555	5	1	6	290	-287	7	2	6	241	227
19	5	5	5	286	-267	15	7	5	162	131	-2	0	6	2443	2513	6	1	6	1364	-1344	8	2	6	909	899
20	5	5	5	143	-186	-13	8	5	282	-284	0	0	6	1026	-1021	7	1	6	226	230	9	2	6	632	-616
-19	6	5	5	172	-144	-11	8	5	377	382	2	0	6	1463	-1421	8	1	6	1529	1536	10	2	6	1567	-1530
-17	6	5	5	187	183	-10	8	5	148	149	4	0	6	826	805	10	1	6	364	341	11	2	6	181	192
-11	6	5	5	166	153	-9	8	5	134	-118	6	0	6	262	-289	11	1	6	325	-350	12	2	6	383	369
-10	6	5	5	180	-124	-7	8	5	265	-259	8	0	6	1592	-1543	12	1	6	2035	-1960	13	2	6	215	202
-8	6	5	5	282	292	-5	8	5	244	228	10	0	6	2584	2547	14	1	6	1085	1052	14	2	6	256	258
-7	6	5	5	531	-470	-3	8	5	255	252	12	0	6	718	-701	16	1	6	307	293	15	2	6	128	-125
-6	6	5	5	241	-240	-2	8	5	144	85	14	0	6	654	-636	17	1	6	133	-168	18	2	6	197	177

OBSERVED AND CALCULATED STRUCTURE FACTORS

PAGE 10

19	2	6	250	248	-12	4	6	144	96	-12	5	6	375	359	-8	6	6	537	544	1	7	6	942	919
20	2	6	233	202	-10	4	6	149	136	-11	5	6	574	-567	-7	6	6	835	-815	2	7	6	233	182
21	2	6	237	-189	-9	4	6	386	-356	-10	5	6	448	-430	-6	6	6	287	-285	3	7	6	160	-110
22	2	6	389	-355	-8	4	6	649	-627	-9	5	6	189	206	-5	6	6	324	-311	5	7	6	659	-641
-21	3	6	136	148	-7	4	6	322	323	-7	5	6	499	475	-4	6	6	451	-416	6	7	6	288	-265
-20	3	6	183	-172	-6	4	6	302	298	-6	5	6	609	595	-3	6	6	1008	973	7	7	6	867	843
-18	3	6	243	226	-5	4	6	416	399	-5	5	6	792	-768	-2	6	6	514	480	8	7	6	289	240
-17	3	6	253	-246	-4	4	6	408	370	-4	5	6	623	-604	-1	6	6	576	-525	9	7	6	262	-246
-16	3	6	127	-91	-3	4	6	276	-260	-2	5	6	332	-298	1	6	6	254	-258	11	7	6	569	-537
-15	3	6	402	391	-2	4	6	110	-118	-1	5	6	853	809	2	6	6	340	-331	12	7	6	304	-278
-14	3	6	132	-78	-1	4	6	162	-154	0	5	6	726	699	3	6	6	769	739	13	7	6	613	558
-13	3	6	139	-144	0	4	6	145	-116	1	5	6	657	-617	4	6	6	436	406	14	7	6	210	151
-10	3	6	284	289	1	4	6	132	122	2	5	6	261	-241	5	6	6	600	-584	15	7	6	157	-136
-8	3	6	333	-352	2	4	6	187	204	4	5	6	289	-271	6	6	6	191	-171	-12	8	6	146	-94
-6	3	6	556	561	3	4	6	307	-326	5	5	6	542	525	7	6	6	119	-108	-9	8	6	426	-411
-5	3	6	525	-516	4	4	6	473	-483	6	5	6	690	678	8	6	6	352	-335	-7	8	6	345	336
-4	3	6	561	-529	5	4	6	314	296	7	5	6	770	-739	9	6	6	887	838	-3	8	6	535	-508
-3	3	6	409	400	6	4	6	275	275	8	5	6	500	-480	10	6	6	565	545	-2	8	6	152	-25
0	3	6	208	182	7	4	6	196	-187	9	5	6	357	340	11	6	6	586	-573	-1	8	6	559	551
6	3	6	169	-144	8	4	6	403	375	10	5	6	370	-339	13	6	6	233	-242	3	8	6	449	-465
8	3	6	315	-290	9	4	6	291	-274	11	5	6	471	434	14	6	6	335	-345	4	8	6	144	-51
10	3	6	115	85	10	4	6	382	-357	12	5	6	581	551	15	6	6	481	466	5	8	6	372	338
11	3	6	334	321	11	4	6	241	207	13	5	6	529	-485	16	6	6	220	207	9	8	6	485	-478
12	3	6	259	257	12	4	6	391	-399	14	5	6	155	-130	17	6	6	303	-296	10	8	6	129	-87
13	3	6	101	-87	13	4	6	124	164	16	5	6	217	-198	-16	7	6	134	78	11	8	6	428	414
14	3	6	280	-279	14	4	6	407	382	17	5	6	218	206	-13	7	6	420	-405	-5	9	6	347	-330
16	3	6	281	278	15	4	6	133	-132	18	5	6	335	317	-12	7	6	178	-151	-4	9	6	161	75
21	3	6	182	-187	16	4	6	169	-160	19	5	6	335	-307	-11	7	6	430	413	-3	9	6	215	161
22	3	6	125	121	17	4	6	191	187	20	5	6	132	-133	-9	7	6	187	-207	-1	9	6	136	121
-21	4	6	130	-116	20	4	6	281	264	-18	6	6	195	-154	-7	7	6	624	-637	1	9	6	218	-182
-20	4	6	221	-183	-19	5	6	222	220	-16	6	6	154	-130	-6	7	6	327	-309	2	9	6	127	37
-18	4	6	322	289	-18	5	6	224	207	-15	6	6	448	426	-5	7	6	843	794	-19	0	7	240	221
-17	4	6	254	237	-17	5	6	217	-206	-14	6	6	223	194	-4	7	6	220	210	-15	0	7	354	-333
-15	4	6	178	-169	-16	5	6	243	-241	-13	6	6	237	-245	-3	7	6	318	-281	-13	0	7	293	282
-14	4	6	144	-143	-15	5	6	136	-128	-10	6	6	262	-235	-1	7	6	414	-412	-9	0	7	145	-144
-13	4	6	138	-91	-13	5	6	320	319	-9	6	6	758	746	0	7	6	292	-275	-7	0	7	230	203

OBSERVED AND CALCULATED STRUCTURE FACTORS

-3	0	7	266	-257	19	1	7	117	106	19	2	7	174	181	21	3	7	218	-202	-20	5	7	164	125
1	0	7	116	-103	20	1	7	141	-149	20	2	7	400	346	22	3	7	450	-406	-19	5	7	225	-197
7	0	7	158	134	22	1	7	251	217	21	2	7	156	-119	-20	4	7	123	-80	-16	5	7	244	-234
9	0	7	196	185	-22	2	7	245	206	-20	3	7	366	-326	-18	4	7	519	492	-15	5	7	377	343
13	0	7	150	122	-19	2	7	218	-189	-19	3	7	227	203	-17	4	7	579	-552	-14	5	7	353	339
15	0	7	220	194	-18	2	7	602	-553	-18	3	7	416	386	-16	4	7	714	-676	-13	5	7	500	-462
17	0	7	202	-159	-17	2	7	331	320	-16	3	7	300	287	-15	4	7	457	427	-11	5	7	159	163
21	0	7	178	146	-16	2	7	956	898	-15	3	7	503	-497	-13	4	7	226	231	-10	5	7	196	-162
23	0	7	247	-200	-13	2	7	332	-314	-14	3	7	949	-915	-12	4	7	531	498	-9	5	7	132	127
-20	1	7	318	289	-12	2	7	638	-607	-13	3	7	500	456	-11	4	7	395	-400	-8	5	7	235	216
-18	1	7	246	-244	-11	2	7	200	206	-12	3	7	353	351	-10	4	7	313	-308	-4	5	7	342	-344
-17	1	7	355	-340	-10	2	7	535	510	-10	3	7	378	339	-9	4	7	221	221	-3	5	7	759	697
-16	1	7	200	-170	-8	2	7	149	-166	-9	3	7	245	-256	-7	4	7	256	247	-2	5	7	781	721
-15	1	7	286	288	-7	2	7	229	-229	-8	3	7	572	-531	-6	4	7	815	792	-1	5	7	1046	-969
-14	1	7	603	591	-6	2	7	1111	-1038	-4	3	7	632	605	-5	4	7	975	-898	0	5	7	481	-443
-12	1	7	221	-226	-5	2	7	606	568	-3	3	7	1145	-1066	-4	4	7	1265	-1173	1	5	7	200	175
-11	1	7	214	-230	-4	2	7	1671	1597	-2	3	7	2470	-2337	-3	4	7	858	790	2	5	7	195	-197
-10	1	7	510	-487	-3	2	7	319	-296	-1	3	7	1186	1105	-1	4	7	664	645	3	5	7	334	316
-9	1	7	128	121	-2	2	7	181	-225	0	3	7	714	672	0	4	7	1214	1144	4	5	7	302	296
-6	1	7	455	-438	-1	2	7	445	-418	1	3	7	174	155	1	4	7	1040	-967	5	5	7	318	-299
-5	1	7	200	-191	0	2	7	1815	-1725	2	3	7	858	786	2	4	7	942	-920	8	5	7	162	-167
-4	1	7	244	-240	1	2	7	697	671	3	3	7	455	-407	3	4	7	617	574	9	5	7	662	630
-3	1	7	262	261	2	2	7	1425	1330	4	3	7	686	-652	4	4	7	442	430	10	5	7	488	467
-2	1	7	1228	1194	3	2	7	290	-269	5	3	7	455	467	6	4	7	568	528	11	5	7	632	-513
-1	1	7	149	-162	4	2	7	201	-184	6	3	7	458	450	7	4	7	924	-891	12	5	7	477	-408
0	1	7	794	-764	6	2	7	723	-673	8	3	7	758	727	8	4	7	900	-860	15	5	7	355	325
5	1	7	132	-106	7	2	7	370	352	9	3	7	703	-642	9	4	7	309	292	16	5	7	338	326
8	1	7	351	-322	8	2	7	1217	1153	10	3	7	1262	-1178	11	4	7	504	476	17	5	7	282	-267
10	1	7	911	870	9	2	7	328	-319	11	3	7	573	540	12	4	7	842	787	18	5	7	183	-171
11	1	7	212	-221	10	2	7	264	234	12	3	7	659	621	13	4	7	640	-595	-18	6	7	145	-152
12	1	7	250	-249	12	2	7	1089	-1010	14	3	7	443	424	14	4	7	737	-689	-17	6	7	144	143
13	1	7	288	282	13	2	7	301	305	15	3	7	401	-370	15	4	7	366	352	-15	6	7	338	-301
14	1	7	437	-439	14	2	7	814	763	16	3	7	894	-848	17	4	7	169	174	-13	6	7	184	151
16	1	7	404	375	15	2	7	280	-284	17	3	7	390	361	18	4	7	335	308	-11	6	7	191	168
17	1	7	178	-169	16	2	7	138	-126	18	3	7	285	263	19	4	7	322	-317	-8	6	7	218	216
18	1	7	125	-132	18	2	7	577	-532	20	3	7	263	240	20	4	7	326	-304	-6	6	7	164	-166

OBSERVED AND CALCULATED STRUCTURE FACTORS

H	K	L	10FO	10FC	H	K	L	10FO	10FC	H	K	L	10FO	10FC	H	K	L	10FO	10FC	H	K	L	10FO	10FC
-5	6	7	358	326	-8	0	8	1444	1313	8	1	8	974	880	15	2	8	331	-315	7	4	8	280	-287
-4	6	7	145	94	-6	0	8	287	-256	9	1	8	148	-138	16	2	8	533	-473	8	4	8	111	118
-3	6	7	314	-281	-4	0	8	300	-268	10	1	8	616	-585	17	2	8	169	153	9	4	8	260	-233
-1	6	7	148	-137	-2	0	8	2562	2400	11	1	8	134	-119	18	2	8	363	337	10	4	8	442	-380
0	6	7	166	-144	0	0	8	1814	-1781	12	1	8	749	-665	21	2	8	128	-127	11	4	8	197	147
1	6	7	405	393	2	0	8	687	-633	13	1	8	191	215	22	2	8	129	-110	14	4	8	296	255
2	6	7	229	202	4	0	8	958	909	14	1	8	1034	934	-18	3	8	189	200	16	4	8	245	-230
3	6	7	252	-243	6	0	8	1012	-946	16	1	8	215	-198	-16	3	8	149	-135	19	4	8	146	-54
4	6	7	128	-116	8	0	8	160	-137	18	1	8	331	-290	-15	3	8	262	244	20	4	8	149	130
9	6	7	217	-214	10	0	8	1657	1516	20	1	8	461	404	-13	3	8	275	-244	-17	5	8	175	-171
10	6	7	245	-234	12	0	8	1439	-1328	-23	2	8	139	-113	-12	3	8	143	136	-16	5	8	241	-237
13	6	7	415	395	14	0	8	388	-345	-20	2	8	202	-156	-7	3	8	187	-194	-15	5	8	239	221
14	6	7	198	203	16	0	8	1105	982	-17	2	8	230	-222	-3	3	8	114	148	-14	5	8	294	276
15	6	7	132	-122	18	0	8	547	-489	-16	2	8	255	221	0	3	8	339	319	-13	5	8	161	129
-6	7	7	121	-124	20	0	8	141	-70	-14	2	8	789	-705	1	3	8	300	-264	-12	5	8	190	161
1	7	7	223	-227	22	0	8	492	420	-13	2	8	360	334	2	3	8	593	-530	-11	5	8	502	-453
2	7	7	147	-91	-22	1	8	204	167	-12	2	8	513	476	3	3	8	234	224	-10	5	8	376	-335
3	7	7	249	247	-18	1	8	414	-373	-11	2	8	246	-228	4	3	8	190	182	-9	5	8	254	244
4	7	7	138	132	-16	1	8	857	787	-10	2	8	249	224	12	3	8	290	-287	-8	5	8	116	126
5	7	7	290	-275	-15	1	8	294	-266	-8	2	8	375	-345	13	3	8	153	-114	-6	5	8	276	239
14	7	7	210	-187	-14	1	8	528	-498	-7	2	8	97	127	14	3	8	220	-196	-5	5	8	619	-592
-11	8	7	292	301	-12	1	8	806	-749	-6	2	8	172	154	16	3	8	384	350	-4	5	8	632	-581
-9	8	7	253	-217	-11	1	8	187	167	-4	2	8	428	402	17	3	8	140	112	-3	5	8	493	499
-5	8	7	449	456	-10	1	8	1056	971	-2	2	8	1002	-948	-18	4	8	216	204	-2	5	8	250	251
-3	8	7	166	-160	-9	1	8	161	-167	-1	2	8	489	465	-15	4	8	202	-198	-1	5	8	217	211
-1	8	7	264	-267	-8	1	8	174	-137	0	2	8	1206	1083	-9	4	8	284	-252	0	5	8	391	373
0	8	7	174	-90	-4	1	8	1298	1229	1	2	8	339	-279	-8	4	8	349	-311	1	5	8	533	-493
1	8	7	318	321	-3	1	8	324	-299	3	2	8	172	-145	-7	4	8	321	321	2	5	8	370	-351
5	8	7	280	-272	-2	1	8	853	-821	4	2	8	673	-640	-6	4	8	364	335	3	5	8	234	207
7	8	7	390	377	0	1	8	1734	-1588	5	2	8	232	201	-3	4	8	168	-165	6	5	8	275	258
9	8	7	166	-178	1	1	8	441	410	6	2	8	501	464	-2	4	8	227	-220	7	5	8	493	-445
-20	0	8	207	177	2	1	8	1994	1874	8	2	8	184	178	2	4	8	318	308	8	5	8	520	-465
-18	0	8	416	-357	3	1	8	168	-171	9	2	8	300	-293	3	4	8	259	-252	9	5	8	528	526
-16	0	8	302	-255	4	1	8	361	-332	10	2	8	868	-834	4	4	8	399	-372	10	5	8	174	144
-12	0	8	1291	-1212	6	1	8	425	-417	11	2	8	261	255	5	4	8	344	327	12	5	8	416	381
-10	0	8	199	-157	7	1	8	119	125	12	2	8	589	542	6	4	8	361	338	13	5	8	401	-360

OBSERVED AND CALCULATED STRUCTURE FACTORS

H	K	L	10FO	10FC	H	K	L	10FO	10FC	H	K	L	10FO	10FC	H	K	L	10FO	10FC	H	K	L	10FO	10FC
14	5	8	365	-331	-7	7	8	121	-129	-18	1	9	214	-184	-3	2	9	310	-303	0	3	9	1460	1308
15	5	8	276	227	-6	7	8	142	-109	-15	1	9	277	249	-2	2	9	842	-800	1	3	9	633	-587
16	5	8	125	-126	-5	7	8	356	344	-14	1	9	554	485	0	2	9	663	-610	2	3	9	389	-372
18	5	8	241	247	-4	7	8	211	158	-13	1	9	140	-164	1	2	9	423	418	3	3	9	245	-218
-15	6	8	244	219	-3	7	8	716	-682	-12	1	9	347	-341	2	2	9	1320	1227	4	3	9	1071	-946
-14	6	8	191	170	-2	7	8	173	-140	-11	1	9	245	-240	3	2	9	413	-381	5	3	9	662	597
-13	6	8	449	-410	0	7	8	164	-168	-9	1	9	245	225	4	2	9	537	-468	6	3	9	710	639
-12	6	8	226	-200	1	7	8	787	720	-6	1	9	412	-347	6	2	9	547	-510	7	3	9	147	-146
-11	6	8	170	164	2	7	8	268	238	-4	1	9	193	187	7	2	9	230	207	9	3	9	131	-94
-9	6	8	458	415	3	7	8	462	-434	-2	1	9	535	473	8	2	9	623	555	10	3	9	457	-388
-8	6	8	393	325	6	7	8	135	-108	-1	1	9	160	-159	9	2	9	175	-199	11	3	9	405	389
-7	6	8	638	-602	7	7	8	562	530	0	1	9	1206	-1088	10	2	9	272	-233	12	3	9	993	911
-6	6	8	312	-279	8	7	8	217	190	4	1	9	624	577	12	2	9	174	-151	13	3	9	380	-358
-5	6	8	261	236	9	7	8	491	-451	5	1	9	111	-80	13	2	9	154	166	14	3	9	128	-126
-3	6	8	475	470	10	7	8	156	-80	6	1	9	389	-362	14	2	9	999	883	16	3	9	727	-624
-2	6	8	442	439	12	7	8	129	-90	10	1	9	510	472	15	2	9	334	-299	17	3	9	366	327
-1	6	8	843	-768	13	7	8	493	463	12	1	9	463	-414	16	2	9	382	-347	18	3	9	523	443
0	6	8	358	-306	-9	8	8	214	-176	13	1	9	203	174	18	2	9	319	-287	19	3	9	187	-168
1	6	8	125	76	-7	8	8	247	240	15	1	9	170	-137	20	2	9	364	305	-18	4	9	157	137
2	6	8	263	-249	-5	8	8	217	-219	16	1	9	394	340	21	2	9	143	-99	-17	4	9	187	-169
3	6	8	616	580	-3	8	8	251	-230	18	1	9	238	-208	-20	3	9	189	-164	-16	4	9	398	-353
4	6	8	436	383	-2	8	8	134	-60	-22	2	9	192	159	-18	3	9	382	323	-15	4	9	374	331
5	6	8	697	-645	-1	8	8	605	565	-20	2	9	157	-134	-17	3	9	184	-156	-14	4	9	308	272
6	6	8	292	-258	0	8	8	144	42	-17	2	9	152	158	-15	3	9	175	-150	-13	4	9	166	-143
7	6	8	302	303	1	8	8	219	-192	-16	2	9	530	456	-14	3	9	665	-599	-12	4	9	233	211
9	6	8	405	397	3	8	8	329	-338	-15	2	9	125	-115	-13	3	9	543	503	-11	4	9	415	-363
10	6	8	439	386	4	8	8	134	-64	-14	2	9	436	-405	-12	3	9	833	770	-10	4	9	592	-525
11	6	8	612	-600	5	8	8	414	372	-13	2	9	185	-145	-11	3	9	195	-209	-9	4	9	486	427
12	6	8	284	-256	-13	0	9	394	371	-12	2	9	195	-154	-9	3	9	204	-174	-8	4	9	262	227
13	6	8	196	151	-11	0	9	214	-222	-11	2	9	331	319	-8	3	9	482	-428	-6	4	9	231	224
14	6	8	168	-136	-7	0	9	141	130	-10	2	9	732	666	-7	3	9	366	337	-5	4	9	310	-287
15	6	8	291	285	-1	0	9	147	114	-9	2	9	207	-195	-6	3	9	725	630	-4	4	9	584	-520
16	6	8	336	287	11	0	9	106	-90	-8	2	9	361	-327	-5	3	9	401	-348	-3	4	9	520	476
-11	7	8	467	440	13	0	9	116	128	-6	2	9	248	-219	-3	3	9	318	-325	-2	4	9	419	358
-10	7	8	171	126	17	0	9	216	-218	-5	2	9	212	195	-2	3	9	1228	-1074	-1	4	9	127	-129
-9	7	8	326	-320	-20	1	9	153	138	-4	2	9	832	735	-1	3	9	811	739	0	4	9	252	235

OBSERVED AND CALCULATED STRUCTURE FACTORS

	H	K	L	10FO	10FC	H	K	L	10FO	10FC	H	K	L	10FO	10FC	H	K	L	10FO	10FC	H	K	L	10FO	10FC
1	4	9	574	-505	11	5	9	369	-305	-6	0	10	712	-635	16	1	10	639	-536	2	5	10	499	-422	
2	4	9	1075	-944	12	5	9	336	-277	-4	0	10	257	237	20	1	10	398	346	3	5	10	441	412	
3	4	9	1000	879	13	5	9	282	275	-2	0	10	874	717	-20	2	10	139	-113	4	5	10	276	232	
4	4	9	614	503	14	5	9	171	166	0	0	10	1200	-1058	-14	2	10	329	-293	5	5	10	143	-107	
6	4	9	407	361	15	5	9	186	182	2	0	10	900	776	-12	2	10	660	553	-13	6	10	269	-325	
7	4	9	497	-461	16	5	9	192	173	4	0	10	868	762	-11	2	10	381	-347	-12	6	10	206	-245	
8	4	9	417	-400	17	5	9	311	-277	6	0	10	1521	-1314	-10	2	10	451	-416	-11	6	10	326	370	
9	4	9	234	195	-15	6	9	191	-182	8	0	10	547	473	-9	2	10	223	205	-10	6	10	148	152	
10	4	9	319	266	-13	6	9	187	142	10	0	10	207	181	-8	2	10	247	-216	-9	6	10	78	103	
12	4	9	135	133	-12	6	9	155	-130	12	0	10	588	-512	-6	2	10	271	257	-8	6	10	122	137	
13	4	9	435	-386	-11	6	9	149	109	14	0	10	269	233	-2	2	10	204	-214	-7	6	10	312	-378	
14	4	9	702	-621	-9	6	9	317	-250	16	0	10	480	396	-1	2	10	149	151	-6	6	10	158	-179	
15	4	9	528	453	-7	6	9	128	137	18	0	10	843	-685	0	2	10	826	712	-5	6	10	253	280	
16	4	9	447	382	1	6	9	272	212	20	0	10	258	205	1	2	10	365	-313	-2	6	10	107	134	
18	4	9	166	163	3	6	9	320	-276	-22	1	10	234	205	2	2	10	526	-459	-1	6	10	374	-427	
19	4	9	177	-180	4	6	9	130	-91	-16	1	10	268	208	4	2	10	501	-430	0	6	10	253	-314	
-18	5	9	150	-88	5	6	9	167	167	-14	1	10	583	-503	5	2	10	322	289	1	6	10	421	485	
-17	5	9	179	139	7	6	9	118	-69	-13	1	10	172	136	6	2	10	936	815	2	6	10	152	170	
-14	5	9	326	298	9	6	9	163	-132	-12	1	10	335	-302	7	2	10	159	-148	4	6	10	160	178	
-13	5	9	456	-398	13	6	9	146	134	-10	1	10	1161	1023	8	2	10	210	-182	5	6	10	421	-481	
-12	5	9	358	-299	15	6	9	194	-164	-9	1	10	248	-202	13	2	10	114	-81	6	6	10	263	-300	
-11	5	9	422	384	-11	7	9	188	-161	-8	1	10	757	-660	14	2	10	241	-236	7	6	10	306	375	
-8	5	9	284	240	-10	7	9	159	55	-4	1	10	503	411	15	2	10	160	-164	10	6	10	111	142	
-7	5	9	270	-231	-5	7	9	230	240	-2	1	10	452	-397	16	2	10	220	-181	11	6	10	259	-313	
-3	5	9	147	145	3	7	9	240	227	0	1	10	138	-189	-16	5	10	119	-127	12	6	10	165	-182	
-2	5	9	363	334	4	7	9	166	115	1	1	10	152	149	-15	5	10	227	269	13	6	10	260	304	
-1	5	9	693	-638	-5	8	9	339	318	2	1	10	1391	1255	-14	5	10	221	269	-11	7	10	192	231	
0	5	9	682	-616	-3	8	9	327	-293	3	1	10	259	-227	-11	5	10	218	-240	-10	7	10	79	105	
1	5	9	681	624	1	8	9	262	245	4	1	10	1409	-1230	-10	5	10	153	-192	-9	7	10	277	-300	
2	5	9	348	294	3	8	9	155	-139	5	1	10	132	111	-9	5	10	240	278	-8	7	10	75	-53	
4	5	9	371	312	-22	0	10	135	119	7	1	10	134	104	-8	5	10	148	179	-7	7	10	143	147	
5	5	9	565	-538	-20	0	10	199	158	8	1	10	896	775	-5	5	10	294	-289	-5	7	10	111	136	
6	5	9	379	-338	-14	0	10	236	202	10	1	10	555	-516	-4	5	10	332	-305	-4	7	10	108	134	
7	5	9	236	204	-12	0	10	1540	-1370	12	1	10	274	-237	-3	5	10	416	405	-3	7	10	375	-443	
9	5	9	205	183	-10	0	10	672	630	13	1	10	128	160	-2	5	10	354	299	-2	7	10	101	-101	
10	5	9	137	128	-8	0	10	586	502	14	1	10	786	642	1	5	10	353	-350	-1	7	10	162	161	

OBSERVED AND CALCULATED STRUCTURE FACTORS

H	K	L	10FO	10FC	H	K	L	10FO	10FC	H	K	L	10FO	10FC	H	K	L	10FO	10FC	H	K	L	10FO	10FC
1	7	10	255	310	10	1	11	70	134	18	2	11	85	89	-14	4	11	132	159	-2	5	11	64	55
2	7	10	172	171	12	1	11	198	-228	-19	3	11	95	88	-13	4	11	151	-152	0	5	11	154	-125
3	7	10	518	-596	13	1	11	79	74	-18	3	11	138	155	-10	4	11	330	-397	1	5	11	228	272
4	7	10	157	-175	14	1	11	112	135	-17	3	11	98	-93	-9	4	11	436	474	2	5	11	138	159
5	7	10	200	210	15	1	11	85	-84	-16	3	11	77	-88	-8	4	11	481	537	3	5	11	139	-158
7	7	10	229	265	17	1	11	77	87	-14	3	11	79	-100	-7	4	11	331	-353	7	5	11	79	324
8	7	10	115	135	18	1	11	185	-206	-13	3	11	108	133	-5	4	11	106	-127	8	5	11	45	205
9	7	10	302	-341	-20	2	11	209	-223	-12	3	11	346	396	-4	4	11	236	-265	9	5	11	113	-119
-1	8	10	231	277	-16	2	11	117	126	-11	3	11	266	-274	-3	4	11	203	217	11	5	11	150	-138
0	8	10	84	35	-14	2	11	189	-217	-10	3	11	430	-488	-2	4	11	270	322	12	5	11	122	-136
1	8	10	320	-348	-12	2	11	165	185	-9	3	11	112	143	-1	4	11	282	-324	13	5	11	153	172
-13	0	11	77	112	-11	2	11	146	169	-8	3	11	88	-123	0	4	11	210	-230	14	5	11	77	117
-11	0	11	208	-236	-10	2	11	421	506	-7	3	11	326	362	2	4	11	393	-459	-10	6	11	106	112
-7	0	11	140	129	-9	2	11	286	-317	-6	3	11	576	678	3	4	11	583	658	-9	6	11	208	-215
-5	0	11	78	-75	-8	2	11	584	-673	-5	3	11	290	-315	4	4	11	586	688	-8	6	11	111	-92
-1	0	11	67	69	-7	2	11	97	108	-4	3	11	185	-205	5	4	11	296	-318	-7	6	11	202	210
13	0	11	91	93	-6	2	11	92	110	-2	3	11	89	-123	6	4	11	120	-115	4	6	11	98	-98
17	0	11	103	-101	-5	2	11	119	130	-1	3	11	141	153	7	4	11	119	-129	5	6	11	265	290
19	0	11	133	141	-4	2	11	349	400	0	3	11	436	488	8	4	11	322	-389	6	6	11	130	149
-21	1	11	102	110	-3	2	11	172	-180	1	3	11	338	-399	9	4	11	288	318	9	6	11	132	-154
-18	1	11	104	-133	-2	2	11	429	-483	2	3	11	406	-462	10	4	11	303	357	-1	7	11	93	-136
-14	1	11	104	112	-1	2	11	102	125	4	3	11	350	-412	11	4	11	207	-238	1	7	11	144	160
-13	1	11	121	-122	0	2	11	176	220	5	3	11	297	325	12	4	11	85	-92	8	7	11	81	-52
-12	1	11	106	-132	2	2	11	510	607	6	3	11	515	586	13	4	11	100	-109	-18	0	12	133	-110
-10	1	11	268	315	3	2	11	264	-288	7	3	11	299	-308	14	4	11	181	-201	-16	0	12	182	192
-9	1	11	149	175	4	2	11	757	-903	8	3	11	385	-431	15	4	11	240	261	-12	0	12	396	-436
-7	1	11	132	-160	5	2	11	184	205	9	3	11	126	124	16	4	11	299	309	-10	0	12	442	472
-6	1	11	250	-291	8	2	11	345	397	11	3	11	163	193	-14	5	11	109	118	-6	0	12	782	-848
-4	1	11	203	232	9	2	11	139	-167	12	3	11	423	494	-12	5	11	177	-208	-4	0	12	383	413
-1	1	11	68	-92	10	2	11	382	-436	13	3	11	228	-249	-11	5	11	275	307	0	0	12	194	-230
0	1	11	367	-436	11	2	11	138	167	14	3	11	241	-262	-10	5	11	153	147	2	0	12	578	668
2	1	11	198	241	12	2	11	162	189	16	3	11	120	-146	-9	5	11	168	-187	6	0	12	831	-924
4	1	11	152	187	14	2	11	322	371	17	3	11	103	136	-7	5	11	185	-188	8	0	12	677	745
6	1	11	434	-505	15	2	11	110	-133	18	3	11	363	379	-6	5	11	206	-215	10	0	12	106	119
7	1	11	69	91	16	2	11	349	-373	-16	4	11	116	-137	-5	5	11	260	280	12	0	12	377	-405
8	1	11	124	141	17	2	11	117	125	-15	4	11	84	94	-4	5	11	79	95	14	0	12	297	337

OBSERVED AND CALCULATED STRUCTURE FACTORS

18	0	12	344	-384	1	2	12	72	-79	-13	5	12	145	-146	-1	7	12	228	234	4	2	13	315	-338
-20	1	12	237	-242	2	2	12	260	-280	-12	5	12	121	-134	1	7	12	78	-72	5	2	13	116	130
-18	1	12	164	175	3	2	12	69	72	-9	5	12	197	224	3	7	12	269	-299	6	2	13	293	272
-16	1	12	84	109	5	2	12	73	118	-8	5	12	180	198	4	7	12	124	-135	9	2	13	81	-88
-14	1	12	185	-207	6	2	12	477	542	-7	5	12	141	-155	5	7	12	323	332	10	2	13	400	-428
-12	1	12	139	132	7	2	12	176	-179	-3	5	12	199	219	-17	0	13	92	-110	11	2	13	163	151
-10	1	12	155	177	8	2	12	347	-369	-2	5	12	145	154	-11	0	13	67	-64	12	2	13	197	180
-8	1	12	696	-781	11	2	12	117	121	-1	5	12	168	-181	-5	0	13	107	-114	16	2	13	194	-194
-7	1	12	160	171	12	2	12	208	214	0	5	12	137	-145	-3	0	13	81	99	-17	3	13	133	-119
-6	1	12	379	423	14	2	12	124	-124	3	5	12	207	222	-18	1	13	120	-121	-16	3	13	115	-121
-4	1	12	303	326	-11	3	12	94	101	4	5	12	259	278	-10	1	13	189	187	-12	3	13	95	102
-3	1	12	63	-80	-8	3	12	129	142	5	5	12	257	-267	-7	1	13	98	-110	-11	3	13	109	-111
-2	1	12	352	-393	-7	3	12	165	-186	8	5	12	182	-199	-6	1	13	153	-175	-10	3	13	313	-324
0	1	12	140	151	-6	3	12	140	-165	9	5	12	189	214	-5	1	13	114	97	-9	3	13	180	183
2	1	12	206	252	-5	3	12	141	159	10	5	12	162	182	-4	1	13	338	359	-8	3	13	144	144
3	1	12	107	-104	-4	3	12	100	-95	11	5	12	147	-152	0	1	13	137	-148	-7	3	13	104	109
4	1	12	698	-781	5	3	12	88	-91	-12	6	12	111	-116	2	1	13	194	210	-6	3	13	382	404
5	1	12	149	150	6	3	12	95	-121	-11	6	12	266	272	6	1	13	240	-269	-5	3	13	312	-308
6	1	12	539	579	8	3	12	177	223	-10	6	12	143	161	8	1	13	258	283	-4	3	13	469	-495
8	1	12	241	254	12	3	12	87	-109	-9	6	12	163	-147	9	1	13	103	-86	-3	3	13	231	241
9	1	12	83	-94	-12	4	12	96	109	-7	6	12	166	-199	12	1	13	132	-132	-2	3	13	136	131
10	1	12	398	-426	-11	4	12	134	-137	-6	6	12	138	-154	14	1	13	114	109	-1	3	13	89	76
12	1	12	119	130	-10	4	12	87	-138	-5	6	12	250	263	-18	2	13	80	90	0	3	13	277	297
14	1	12	129	122	-7	4	12	116	140	-4	6	12	75	76	-14	2	13	88	-88	1	3	13	174	-176
16	1	12	335	-353	0	4	12	128	158	-1	6	12	164	-187	-12	2	13	137	153	2	3	13	211	-225
18	1	12	183	187	1	4	12	184	-210	0	6	12	126	-140	-9	2	13	131	-122	3	3	13	75	93
-18	2	12	126	127	2	4	12	235	-283	1	6	12	321	340	-8	2	13	370	-393	4	3	13	111	110
-14	2	12	71	-75	3	4	12	117	157	2	6	12	192	187	-7	2	13	156	164	6	3	13	239	265
-12	2	12	138	165	5	4	12	108	152	3	6	12	232	-257	-6	2	13	383	403	7	3	13	270	-288
-10	2	12	199	-213	6	4	12	176	200	5	6	12	177	-192	-4	2	13	89	109	8	3	13	591	-630
-9	2	12	125	152	10	4	12	83	-96	6	6	12	205	-225	-3	2	13	129	-140	9	3	13	251	240
-6	2	12	327	349	12	4	12	110	138	7	6	12	321	342	-2	2	13	269	-267	10	3	13	111	104
-5	2	12	148	-149	13	4	12	99	-87	8	6	12	114	138	-1	2	13	107	103	12	3	13	229	240
-4	2	12	332	-346	14	4	12	68	-63	9	6	12	92	-87	0	2	13	164	164	13	3	13	137	-153
-3	2	12	105	113	-15	5	12	141	142	-3	7	12	227	-236	2	2	13	134	146	14	3	13	236	-227
0	2	12	112	146	-14	5	12	148	142	-2	7	12	85	-78	3	2	13	90	-90	15	3	13	125	109

OBSERVED AND CALCULATED STRUCTURE FACTORS

-14	4	13	75	78	9	5	13	250	-240	-7	2	14	91	-82	-2	6	14	79	-56	-2	3	15	217	190
-12	4	13	80	-65	10	5	13	101	-106	-6	2	14	102	134	1	6	14	153	148	0	3	15	86	99
-10	4	13	74	-79	-7	6	13	135	128	-5	2	14	75	-65	2	6	14	133	102	2	3	15	109	-79
-9	4	13	128	135	-5	6	13	147	-146	-4	2	14	402	-378	3	6	14	180	-206	3	3	15	93	91
-8	4	13	282	301	5	6	13	129	109	-3	2	14	162	150	-15	0	15	127	89	4	3	15	205	184
-7	4	13	293	-300	6	6	13	96	80	-2	2	14	240	224	-14	1	15	91	-74	7	3	15	84	-77
-6	4	13	284	-273	7	6	13	94	-104	1	2	14	73	-46	-10	1	15	76	26	8	3	15	260	-253
-5	4	13	173	170	-16	0	14	344	341	2	2	14	197	-200	-8	1	15	100	-107	9	3	15	151	140
-3	4	13	120	98	-14	0	14	153	-153	8	2	14	187	-180	-4	1	15	182	181	10	3	15	233	193
-2	4	13	236	231	-10	0	14	169	176	9	2	14	121	94	-2	1	15	120	-108	11	3	15	90	-67
-1	4	13	259	-242	-8	0	14	138	-149	10	2	14	219	199	2	1	15	124	111	-7	4	15	85	-70
3	4	13	148	152	-6	0	14	303	-311	14	2	14	141	-131	4	1	15	73	-69	-6	4	15	202	-177
4	4	13	225	240	-4	0	14	545	551	-15	3	14	75	-57	8	1	15	144	144	-5	4	15	207	187
5	4	13	242	-222	-2	0	14	400	-388	-5	3	14	116	103	10	1	15	109	-89	-4	4	15	140	123
6	4	13	325	-308	0	0	14	109	-116	-2	3	14	77	55	-14	2	15	90	-97	-2	4	15	173	176
7	4	13	165	145	2	0	14	339	325	0	3	14	93	-105	-13	2	15	83	71	-1	4	15	250	-223
8	4	13	73	-52	4	0	14	226	-227	12	3	14	83	-80	-12	2	15	104	98	0	4	15	228	-221
9	4	13	196	194	6	0	14	91	-111	-8	4	14	90	118	-8	2	15	97	-105	1	4	15	137	112
10	4	13	318	317	8	0	14	420	419	1	4	14	81	-110	-7	2	15	81	68	2	4	15	99	49
11	4	13	233	-224	10	0	14	319	-287	2	4	14	140	-145	-6	2	15	265	255	4	4	15	120	127
12	4	13	182	-180	12	0	14	146	-119	3	4	14	75	86	-5	2	15	86	-66	5	4	15	134	-131
-12	5	13	96	-91	14	0	14	361	337	6	4	14	100	96	-4	2	15	137	-130	6	4	15	181	-156
-11	5	13	74	62	-8	1	14	216	-221	8	4	14	106	-106	-2	2	15	233	-230	7	4	15	136	127
-10	5	13	74	55	-7	1	14	73	57	-8	5	14	102	100	-1	2	15	124	115	8	4	15	98	81
-9	5	13	107	-115	-6	1	14	359	344	-7	5	14	160	-172	0	2	15	286	275	-7	5	15	86	53
-6	5	13	141	-138	-4	1	14	82	-57	-6	5	14	97	-126	1	2	15	88	-58	-4	5	15	82	87
-5	5	13	269	265	-2	1	14	370	-369	-3	5	14	151	161	6	2	15	237	231	-3	5	15	187	-174
-4	5	13	251	249	0	1	14	323	320	-2	5	14	91	118	8	2	15	140	-129	-2	5	15	138	-117
-3	5	13	263	-264	4	1	14	262	-261	-1	5	14	138	-125	10	2	15	184	-184	-1	5	15	134	123
-2	5	13	96	-93	6	1	14	309	315	4	5	14	89	88	12	2	15	244	211	2	5	15	123	87
0	5	13	87	-103	10	1	14	377	-359	5	5	14	188	-179	-10	3	15	117	-115	3	5	15	131	-71
1	5	13	120	151	12	1	14	335	303	6	5	14	177	-166	-9	3	15	78	62	-10	0	16	115	109
2	5	13	99	111	-16	2	14	187	-154	7	5	14	128	114	-8	3	15	120	104	-4	0	16	153	139
6	5	13	122	-109	-15	2	14	86	87	-5	6	14	195	180	-5	3	15	111	-83	-2	0	16	391	-341
7	5	13	258	244	-14	2	14	97	101	-4	6	14	133	120	-4	3	15	291	-265	0	0	16	133	68
8	5	13	254	228	-10	2	14	84	-25	-3	6	14	200	-183	-3	3	15	218	192	2	0	16	269	228

OBSERVED AND CALCULATED STRUCTURE FACTORS

H K L 10FO 10FC			H K L 10FO 10FC			H K L 10FO 10FC			H K L 10FO 10FC			H K L 10FO 10FC												
4	0	16	195	-151	2	1	16	281	-234	8	2	16	98	-85	0	2	17	154	131	3	3	17	102	99
8	0	16	164	158	6	1	16	132	114	10	2	16	86	78	1	2	17	87	-55	4	3	17	230	189
10	0	16	272	-228	8	1	16	127	-93	1	3	16	85	60	2	2	17	152	-113	-6	0	18	91	71
-12	1	16	194	160	-4	2	16	96	-70	-2	4	16	101	80	6	2	17	130	98	-2	0	18	149	-122
-6	1	16	146	133	-2	2	16	225	193	-8	1	17	82	-63	-4	3	17	102	-108	0	0	18	177	128
-4	1	16	161	-140	-1	2	16	111	-77	-2	1	17	108	-99	-2	3	17	133	115	0	1	18	112	100
-2	1	16	77	-84	2	2	16	175	-154	4	1	17	110	-91	0	3	17	114	-82	2	1	18	179	-134
0	1	16	366	310	4	2	16	86	61	-4	2	17	92	-83	2	3	17	90	-82					

OBSERVED AND CALCULATED STRUCTURE FACTORS FOR 2-Dichloro(butyl)telluro-N-dimethylbenzylammonium Chloride

H	K	L	10FO	10FC	H	K	L	10FO	10FC	H	K	L	10FO	10FC	H	K	L	10FO	10FC					
2	0	0	430	438	13	2	0	184	-171	12	5	0	213	213	-9	0	1	1216	-1224	10	1	1	389	-385
4	0	0	2918	-2945	14	2	0	147	-152	14	5	0	256	-246	-7	0	1	382	359	11	1	1	426	415
6	0	0	1860	-1853	15	2	0	403	-404	0	6	0	1240	1222	-5	0	1	2487	2467	12	1	1	285	285
8	0	0	418	-428	1	3	0	1776	1723	1	6	0	301	290	-3	0	1	1792	1756	13	1	1	229	236
10	0	0	485	495	2	3	0	509	484	2	6	0	131	143	1	0	1	1930	-2115	14	1	1	476	467
12	0	0	905	908	3	3	0	252	-254	3	6	0	398	401	3	0	1	2011	-2060	16	1	1	138	126
14	0	0	460	454	4	3	0	554	538	4	6	0	364	-363	5	0	1	533	-506	-16	2	1	268	-268
16	0	0	126	-143	5	3	0	1375	-1387	5	6	0	235	235	7	0	1	2084	2097	-15	2	1	113	-133
1	1	0	1060	-1024	6	3	0	98	-124	6	6	0	517	-526	9	0	1	1457	1457	-14	2	1	549	-560
2	1	0	1357	1369	7	3	0	892	-878	7	6	0	167	-162	11	0	1	315	-306	-13	2	1	147	155
3	1	0	83	-94	8	3	0	365	-368	8	6	0	298	-290	13	0	1	913	-910	-11	2	1	323	323
4	1	0	640	652	10	3	0	187	-180	9	6	0	330	-322	15	0	1	546	-535	-10	2	1	360	349
5	1	0	766	735	11	3	0	400	393	12	6	0	398	400	-16	1	1	269	-256	-9	2	1	201	206
6	1	0	294	303	13	3	0	741	741	1	7	0	857	-844	-15	1	1	387	384	-8	2	1	500	509
7	1	0	665	659	14	3	0	124	134	2	7	0	323	321	-13	1	1	580	586	-7	2	1	394	-408
8	1	0	628	-629	15	3	0	201	203	4	7	0	153	148	-12	1	1	534	537	-6	2	1	131	131
9	1	0	180	200	0	4	0	2111	-2049	5	7	0	741	725	-11	1	1	150	-157	-5	2	1	488	-500
10	1	0	748	-739	1	4	0	755	727	7	7	0	592	593	-10	1	1	728	721	-4	2	1	264	250
11	1	0	200	-206	2	4	0	518	-515	8	7	0	209	-181	-9	1	1	519	-523	-3	2	1	334	314
12	1	0	121	-67	3	4	0	698	688	10	7	0	140	-126	-8	1	1	114	-110	-2	2	1	238	205
13	1	0	517	-521	4	4	0	772	769	11	7	0	323	-310	-7	1	1	606	-595	-1	2	1	281	273
14	1	0	347	351	5	4	0	445	442	1	8	0	243	-248	-6	1	1	1154	-1148	0	2	1	1946	-1912
15	1	0	211	-219	6	4	0	1137	1126	2	8	0	124	129	-5	1	1	484	-492	1	2	1	210	-201
16	1	0	176	184	7	4	0	342	-325	3	8	0	332	-328	-4	1	1	601	-607	2	2	1	649	-624
0	2	0	1167	-1162	8	4	0	402	403	5	8	0	400	-393	-3	1	1	410	419	3	2	1	187	185
1	2	0	1032	-1013	9	4	0	520	-520	6	8	0	161	-126	-2	1	1	181	-185	4	2	1	1247	1262
2	2	0	156	148	10	4	0	254	-249	7	8	0	132	148	-1	1	1	2179	2150	5	2	1	273	282
3	2	0	595	-601	11	4	0	272	-295	8	8	0	214	-184	0	1	1	950	935	6	2	1	1047	1042
4	2	0	168	179	12	4	0	531	-528	9	8	0	391	390	2	1	1	857	880	7	2	1	285	-305
5	2	0	923	-889	13	4	0	207	205	1	9	0	176	152	3	1	1	524	-535	8	2	1	179	-198
6	2	0	206	209	14	4	0	401	-387	4	9	0	191	180	4	1	1	655	640	9	2	1	270	-274
7	2	0	198	200	15	4	0	266	270	6	9	0	142	126	5	1	1	1514	-1544	10	2	1	440	-442
8	2	0	237	232	4	5	0	527	-507	7	9	0	191	-185	6	1	1	564	-572	12	2	1	404	-404
9	2	0	823	824	6	5	0	528	-520	-15	0	1	405	397	7	1	1	132	-146	13	2	1	148	120
11	2	0	511	517	8	5	0	335	335	-13	0	1	278	-289	8	1	1	723	-740	14	2	1	213	-210
12	2	0	263	-255	10	5	0	599	605	-11	0	1	893	-878	9	1	1	531	547	15	2	1	213	207

OBSERVED AND CALCULATED STRUCTURE FACTORS

-16	3	1	372	375	-2	4	1	568	561	-6	6	1	304	-292	-8	8	1	309	310	-15	1	2	447	444
-13	3	1	166	124	-1	4	1	346	346	-5	6	1	724	718	-7	8	1	223	218	-14	1	2	279	-280
-12	3	1	606	-613	0	4	1	1151	1128	-3	6	1	350	342	-6	8	1	184	191	-12	1	2	202	-203
-11	3	1	116	110	1	4	1	1092	1064	-2	6	1	414	400	-5	8	1	181	196	-11	1	2	552	-542
-10	3	1	998	-1009	3	4	1	910	888	-1	6	1	376	-369	-2	8	1	326	-318	-10	1	2	603	-599
-8	3	1	356	-346	4	4	1	977	-978	0	6	1	475	464	0	8	1	474	-468	-9	1	2	807	-790
-7	3	1	273	-272	5	4	1	130	132	1	6	1	497	-476	1	8	1	149	-112	-7	1	2	121	134
-6	3	1	1417	1412	6	4	1	570	-572	3	6	1	306	-297	4	8	1	406	407	-6	1	2	1280	1270
-5	3	1	517	-500	7	4	1	1009	-998	4	6	1	365	-354	6	8	1	379	385	-5	1	2	674	663
-4	3	1	1679	1636	8	4	1	262	272	5	6	1	196	-193	9	8	1	134	156	-4	1	2	949	920
-2	3	1	414	390	9	4	1	842	-837	6	6	1	313	-296	-7	9	1	139	-157	-3	1	2	667	649
-1	3	1	1046	999	10	4	1	367	375	7	6	1	522	504	-6	9	1	211	206	-2	1	2	496	-491
0	3	1	2189	-2131	12	4	1	217	221	9	6	1	487	487	-4	9	1	145	143	-1	1	2	734	714
1	3	1	358	348	13	4	1	535	531	10	6	1	201	201	-3	9	1	139	146	0	1	2	920	-920
2	3	1	1244	-1242	15	4	1	371	369	12	6	1	174	165	-1	9	1	249	250	1	1	2	532	-532
3	3	1	473	-456	-13	5	1	502	-473	13	6	1	313	-303	0	9	1	238	-238	2	1	2	899	-903
4	3	1	529	-544	-11	5	1	246	245	-12	7	1	350	334	2	9	1	113	-79	3	1	2	884	-896
5	3	1	673	-665	-9	5	1	577	574	-10	7	1	605	596	4	9	1	117	-101	4	1	2	502	-456
6	3	1	948	946	-8	5	1	157	148	-8	7	1	204	193	5	9	1	158	-162	5	1	2	752	-759
8	3	1	1159	1192	-7	5	1	336	329	-7	7	1	160	-156	-16	0	2	646	-642	6	1	2	1198	1192
9	3	1	294	298	-3	5	1	326	-319	-6	7	1	689	-683	-14	0	2	711	-692	7	1	2	381	381
10	3	1	473	471	-2	5	1	214	-214	-5	7	1	165	-164	-12	0	2	510	516	8	1	2	750	768
11	3	1	168	193	-1	5	1	944	-931	-4	7	1	899	-893	-10	0	2	988	984	9	1	2	657	665
12	3	1	580	-585	2	5	1	132	127	-3	7	1	134	138	-8	0	2	1056	1054	11	1	2	325	328
14	3	1	666	-652	3	5	1	273	264	-2	7	1	200	-179	-6	0	2	142	-165	12	1	2	568	-576
15	3	1	123	-71	5	5	1	711	703	-1	7	1	477	468	-4	0	2	1727	-1696	14	1	2	537	-534
-15	4	1	214	-227	6	5	1	132	-109	0	7	1	871	870	-2	0	2	1664	-1580	15	1	2	294	-300
-14	4	1	267	268	7	5	1	176	177	2	7	1	698	691	0	0	2	110	-122	-16	2	2	265	264
-13	4	1	278	268	9	5	1	164	-165	3	7	1	156	-120	2	0	2	680	734	-14	2	2	278	275
-11	4	1	635	640	11	5	1	304	-295	4	7	1	235	242	4	0	2	2935	3056	-13	2	2	565	577
-9	4	1	579	570	13	5	1	292	-300	5	7	1	280	-269	6	0	2	264	247	-12	2	2	322	-326
-8	4	1	405	-409	-13	6	1	227	-222	6	7	1	478	-456	8	0	2	1620	-1683	-11	2	2	392	391
-7	4	1	476	-466	-11	6	1	413	-392	8	7	1	648	-635	10	0	2	1168	-1189	-10	2	2	365	-372
-6	4	1	458	-466	-9	6	1	347	-340	9	7	1	169	161	12	0	2	127	84	-7	2	2	906	-909
-5	4	1	1208	-1184	-3	6	1	186	-178	10	7	1	229	-241	14	0	2	568	577	-6	2	2	319	314
-3	4	1	659	-632	-7	6	1	290	295	11	7	1	142	157	16	0	2	426	426	-5	2	2	886	-903

OBSERVED AND CALCULATED STRUCTURE FACTORS

H	K	L	10FO	10FC	H	K	L	10FO	10FC	H	K	L	10FO	10FC	H	K	L	10FO	10FC
-4	2	2	309	318	8	3	2	395	393	-6	5	2	808	-834	-9	7	2	595	-591
-3	2	2	344	322	9	3	2	1211	-1229	-5	5	2	145	-136	-7	7	2	268	-268
-2	2	2	194	187	11	3	2	330	-313	-4	5	2	301	-308	-6	7	2	238	239
-1	2	2	1475	1455	12	3	2	283	-265	-2	5	2	445	455	-5	7	2	302	298
0	2	2	288	-283	13	3	2	228	219	-1	5	2	152	145	-4	7	2	126	117
1	2	2	340	-280	14	3	2	144	-154	0	5	2	741	730	-3	7	2	736	748
2	2	2	94	-95	15	3	2	396	387	2	5	2	267	266	-1	7	2	690	689
3	2	2	136	137	-14	4	2	442	445	6	5	2	514	-503	0	7	2	182	-170
4	2	2	414	-414	-13	4	2	251	-264	8	5	2	454	-441	1	7	2	384	-375
5	2	2	159	161	-12	4	2	292	-311	10	5	2	197	-178	2	7	2	196	-215
7	2	2	595	-617	-11	4	2	771	-802	12	5	2	313	329	3	7	2	987	-981
8	2	2	208	209	-10	4	2	241	-250	14	5	2	506	486	5	7	2	568	-558
9	2	2	847	-821	-9	4	2	218	-219	-13	6	2	126	-114	6	7	2	337	340
10	2	2	149	185	-8	4	2	565	-570	-12	6	2	291	305	7	7	2	473	464
11	2	2	263	280	-7	4	2	444	461	-11	6	2	201	-206	9	7	2	608	602
13	2	2	673	678	-6	4	2	333	348	-10	6	2	480	484	11	7	2	213	209
15	2	2	225	237	-5	4	2	774	787	-9	6	2	136	-134	-7	8	2	325	-329
-15	3	2	576	-579	-4	4	2	921	937	-8	6	2	371	380	-6	8	2	176	-171
-13	3	2	196	-205	-3	4	2	201	219	-7	6	2	286	285	-5	8	2	321	-341
-11	3	2	447	462	-2	4	2	895	884	-6	6	2	277	-286	-4	8	2	229	-231
-10	3	2	354	-355	-1	4	2	1132	-1122	-5	6	2	470	477	-3	8	2	110	-85
-9	3	2	1159	1188	1	4	2	381	-422	-4	6	2	588	-571	-1	8	2	463	462
-8	3	2	127	-112	2	4	2	976	-959	-2	6	2	439	-448	0	8	2	128	101
-7	3	2	358	359	4	4	2	1243	-1203	-1	6	2	335	-333	1	8	2	311	319
-6	3	2	440	436	5	4	2	362	356	0	6	2	120	127	2	8	2	234	212
-5	3	2	728	730	7	4	2	561	557	1	6	2	395	-382	5	8	2	238	-233
-4	3	2	518	530	8	4	2	720	720	2	6	2	383	375	7	8	2	301	-290
-3	3	2	1457	-1470	9	4	2	270	245	3	6	2	145	-154	9	8	2	208	-212
-1	3	2	1196	-1219	10	4	2	626	638	4	6	2	735	712	-6	9	2	224	232
0	3	2	649	-650	11	4	2	375	-367	5	6	2	250	229	-5	9	2	119	-123
1	3	2	835	834	13	4	2	302	-309	7	6	2	331	312	-3	9	2	162	-135
2	3	2	412	-416	14	4	2	305	-305	8	6	2	448	-445	-2	9	2	126	-112
3	3	2	1660	1647	-14	5	2	303	302	9	6	2	196	160	-1	9	2	131	-113
5	3	2	1365	1332	-12	5	2	299	289	10	6	2	349	-339	0	9	2	272	-270
6	3	2	446	439	-10	5	2	341	349	13	6	2	261	-243	3	9	2	189	168
7	3	2	820	-812	-8	5	2	336	-365	-11	7	2	236	-230	6	9	2	143	148

OBSERVED AND CALCULATED STRUCTURE FACTORS

H	K	L	10FO	10FC	H	K	L	10FO	10FC	H	K	L	10FO	10FC	H	K	L	10FO	10FC
6	1	3	211	204	14	2	3	512	-508	-5	4	3	378	359	-9	6	3	511	-523
7	1	3	621	-659	16	2	3	310	-296	-4	4	3	550	-549	-8	6	3	180	191
8	1	3	179	166	-16	3	3	272	262	-3	4	3	1049	-1063	-7	6	3	660	-678
9	1	3	893	-901	-14	3	3	636	652	-2	4	3	354	-372	-6	6	3	146	-117
10	1	3	298	-294	-12	3	3	154	140	-1	4	3	1484	-1454	-4	6	3	425	-419
11	1	3	111	-116	-11	3	3	117	88	2	4	3	805	788	-3	6	3	618	637
12	1	3	470	-465	-10	3	3	173	-192	3	4	3	949	936	-2	6	3	381	-402
13	1	3	416	418	-9	3	3	181	173	4	4	3	895	880	-1	6	3	736	739
14	1	3	127	-142	-8	3	3	983	-1006	5	4	3	887	867	0	6	3	162	109
15	1	3	310	316	-7	3	3	180	177	6	4	3	493	-505	2	6	3	558	554
16	1	3	277	272	-6	3	3	833	-865	7	4	3	139	119	3	6	3	589	-600
-16	2	3	446	446	-4	3	3	302	295	8	4	3	718	-727	4	6	3	458	450
-15	2	3	156	-175	-3	3	3	481	-478	9	4	3	222	-231	5	6	3	565	-545
-14	2	3	136	158	-2	3	3	1776	1809	10	4	3	172	-201	6	6	3	247	-248
-13	2	3	180	-189	-1	3	3	513	-510	11	4	3	535	-543	8	6	3	405	-404
-12	2	3	539	-523	0	3	3	956	940	12	4	3	193	189	9	6	3	129	127
-10	2	3	993	-1003	1	3	3	203	209	13	4	3	388	-397	10	6	3	154	-142
-9	2	3	395	403	2	3	3	456	-453	14	4	3	353	341	11	6	3	278	288
-7	2	3	513	521	3	3	3	768	751	15	4	3	216	210	-9	7	3	197	188
-6	2	3	870	890	4	3	3	1334	-1332	-13	5	3	266	-281	-8	7	3	499	498
-4	2	3	747	774	5	3	3	329	331	-11	5	3	486	-495	-7	7	3	135	-154
-3	2	3	630	-620	6	3	3	790	-774	-9	5	3	462	-468	-6	7	3	504	526
-2	2	3	166	171	7	3	3	428	-415	-7	5	3	443	460	-5	7	3	122	-121
-1	2	3	720	-718	9	3	3	399	-396	-5	5	3	591	628	-2	7	3	857	-867
0	2	3	173	-186	10	3	3	670	678	-4	5	3	163	171	0	7	3	664	-668
1	2	3	225	211	12	3	3	579	587	-3	5	3	339	337	2	7	3	215	226
2	2	3	710	-704	15	3	3	130	132	1	5	3	440	-429	3	7	3	270	284
3	2	3	728	714	-15	4	3	398	-389	2	5	3	183	-189	4	7	3	731	726
4	2	3	1184	-1175	-14	4	3	172	-184	3	5	3	693	-670	6	7	3	511	494
5	2	3	95	100	-13	4	3	327	-350	5	5	3	211	-200	7	7	3	212	-189
6	2	3	376	377	-12	4	3	143	151	7	5	3	430	420	9	7	3	164	-159
7	2	3	155	-166	-10	4	3	606	619	9	5	3	611	611	10	7	3	439	-445
8	2	3	803	823	-9	4	3	553	569	13	5	3	274	-259	-9	8	3	173	-182
10	2	3	516	533	-8	4	3	154	162	-13	6	3	293	288	-7	8	3	130	-119
11	2	3	116	-163	-7	4	3	905	920	-11	6	3	156	172	-6	8	3	272	279
13	2	3	185	-209	-6	4	3	377	-399	-10	6	3	282	302	-4	8	3	378	383

OBSERVED AND CALCULATED STRUCTURE FACTORS

-6	1	4	248	-278	3	2	4	1214	1237	-11	4	4	156	165	3	5	4	134	94	5	7	4	505	-515
-5	1	4	549	-536	5	2	4	601	629	-10	4	4	318	343	4	5	4	685	650	7	7	4	627	-630
-4	1	4	476	446	6	2	4	140	-177	-9	4	4	275	-269	8	5	4	191	-163	11	7	4	381	380
-3	1	4	1092	1032	7	2	4	176	-189	-8	4	4	657	-669	10	5	4	438	-446	-9	8	4	310	313
-2	1	4	1554	1515	8	2	4	304	-303	-7	4	4	504	-532	12	5	4	352	-349	-8	8	4	181	194
-1	1	4	840	838	9	2	4	378	-376	-6	4	4	794	-829	-12	6	4	337	-362	-7	8	4	215	225
0	1	4	727	754	11	2	4	474	-462	-5	4	4	301	-298	-10	6	4	357	-352	-6	8	4	159	196
1	1	4	219	228	12	2	4	199	190	-4	4	4	329	-343	-9	6	4	213	-206	-3	8	4	444	-473
2	1	4	1048	-1052	13	2	4	307	-313	-3	4	4	759	767	-8	6	4	466	516	-2	8	4	169	-188
4	1	4	1138	-1179	15	2	4	300	290	-2	4	4	584	608	-7	6	4	224	-225	-1	8	4	369	-365
5	1	4	542	-557	-13	3	4	523	-529	-1	4	4	951	966	-6	6	4	617	640	0	8	4	117	-144
6	1	4	233	-246	-11	3	4	774	-790	0	4	4	1001	991	-5	6	4	196	-198	1	8	4	130	113
7	1	4	486	-504	-8	3	4	146	-143	2	4	4	388	384	-4	6	4	249	248	3	8	4	407	398
8	1	4	270	287	-7	3	4	1262	1283	3	4	4	1057	-1053	-3	6	4	367	377	5	8	4	303	316
9	1	4	150	-121	-6	3	4	329	-327	4	4	4	170	-174	-2	6	4	556	-570	6	8	4	168	162
10	1	4	634	635	-5	3	4	1035	1047	5	4	4	584	-582	-1	6	4	709	697	-5	9	4	178	170
11	1	4	323	321	-4	3	4	161	-172	6	4	4	855	-858	0	6	4	638	-639	-4	9	4	179	177
12	1	4	423	448	-3	3	4	307	-319	7	4	4	257	242	3	6	4	532	-522	-2	9	4	276	290
13	1	4	386	386	-2	3	4	627	640	8	4	4	629	-605	4	6	4	202	203	-1	9	4	216	-210
14	1	4	178	-169	-1	3	4	1032	-1013	9	4	4	411	419	5	6	4	437	-438	0	9	4	136	105
16	1	4	433	-406	0	3	4	773	764	10	4	4	267	260	6	6	4	408	397	2	9	4	199	-195
-15	2	4	477	-492	1	3	4	1445	-1423	11	4	4	292	280	8	6	4	375	378	4	9	4	281	-280
-12	2	4	209	237	2	3	4	266	-265	12	4	4	548	529	9	6	4	290	269	-15	0	5	350	-348
-11	2	4	137	149	3	3	4	300	-323	14	4	4	204	222	10	6	4	128	-140	-13	0	5	567	565
-10	2	4	284	303	4	3	4	665	-659	-14	5	4	350	-353	11	6	4	257	252	-11	0	5	872	876
-9	2	4	712	731	5	3	4	1208	1202	-13	5	4	122	-130	12	6	4	338	-333	-9	0	5	165	131
-8	2	4	414	-415	6	3	4	214	-202	-10	5	4	563	585	-11	7	4	387	399	-7	0	5	261	-272
-7	2	4	523	544	7	3	4	975	983	-9	5	4	247	247	-10	7	4	173	-158	-5	0	5	592	-595
-6	2	4	619	-621	9	3	4	181	176	-8	5	4	562	587	-7	7	4	546	-556	-3	0	5	1773	-1670
-4	2	4	109	-101	10	3	4	263	272	-5	5	4	168	-194	-5	7	4	529	-527	-1	0	5	285	-258
-3	2	4	1333	-1326	11	3	4	589	-593	-4	5	4	599	-633	-2	7	4	260	267	1	0	5	2183	2201
-2	2	4	955	933	12	3	4	194	189	-3	5	4	117	-111	-1	7	4	526	526	3	0	5	1466	1557
-1	2	4	1196	-1184	13	3	4	668	-683	-2	5	4	990	-990	1	7	4	664	651	5	0	5	243	-245
0	2	4	266	275	-15	4	4	143	167	0	5	4	168	-155	2	7	4	311	-294	7	0	5	1358	-1408
1	2	4	437	411	-14	4	4	276	284	1	5	4	124	125	3	7	4	213	206	9	0	5	751	-765
2	2	4	344	-333	-12	4	4	473	469	2	5	4	810	793	4	7	4	142	-168	11	0	5	155	165

OBSERVED AND CALCULATED STRUCTURE FACTORS

PAGE 6

H	K	L	10FO	10FC	H	K	L	10FO	10FC	H	K	L	10FO	10FC	H	K	L	10FO	10FC
13	0	5	481	502	-6	2	5	805	-821	12	3	5	267	250	1	5	5	224	234
15	0	5	364	355	-5	2	5	217	224	13	3	5	203	-216	2	5	5	136	-147
-16	1	5	303	309	-4	2	5	418	412	14	3	5	405	406	5	5	5	678	-678
-15	1	5	217	-210	-3	2	5	506	482	-13	4	5	290	-297	7	5	5	594	-593
-13	1	5	408	-402	-2	2	5	1192	1188	-12	4	5	212	-206	11	5	5	517	497
-12	1	5	450	-457	0	2	5	972	968	-11	4	5	562	-577	13	5	5	402	387
-11	1	5	388	-382	1	2	5	696	-690	-9	4	5	287	-297	-12	6	5	121	-147
-10	1	5	719	-722	2	2	5	330	-313	-8	4	5	238	237	-11	6	5	461	481
-9	1	5	318	319	3	2	5	314	-310	-7	4	5	378	407	-9	6	5	144	146
-8	1	5	195	191	4	2	5	442	-442	-6	4	5	448	465	-8	6	5	248	261
-7	1	5	807	810	5	2	5	180	188	-5	4	5	670	690	-7	6	5	229	-228
-6	1	5	867	839	6	2	5	789	-790	-4	4	5	425	437	-6	6	5	408	394
-5	1	5	1266	1189	7	2	5	404	403	-3	4	5	544	534	-5	6	5	433	-450
-4	1	5	835	794	8	2	5	528	-542	-2	4	5	531	-533	-4	6	5	133	118
-3	1	5	738	-720	10	2	5	485	479	0	4	5	1101	-1082	-3	6	5	503	-520
-2	1	5	317	-295	12	2	5	756	769	1	4	5	970	-967	-2	6	5	270	-270
-1	1	5	1422	-1397	-12	3	5	458	461	3	4	5	820	-805	0	6	5	481	-500
0	1	5	964	-960	-11	3	5	263	-225	4	4	5	467	446	1	6	5	808	818
1	1	5	489	-492	-10	3	5	713	734	5	4	5	214	203	2	6	5	320	-321
2	1	5	631	-654	-7	3	5	362	366	6	4	5	546	540	3	6	5	462	470
3	1	5	104	-114	-6	3	5	371	-374	7	4	5	767	772	4	6	5	272	259
5	1	5	926	961	-5	3	5	268	269	8	4	5	324	328	5	6	5	229	-234
6	1	5	613	628	-4	3	5	1180	-1169	9	4	5	398	392	6	6	5	579	584
7	1	5	987	1002	-2	3	5	880	-857	10	4	5	349	-368	7	6	5	551	-539
8	1	5	363	375	-1	3	5	242	-254	12	4	5	516	-529	8	6	5	204	214
9	1	5	137	-137	0	3	5	975	948	13	4	5	284	-275	9	6	5	199	-203
11	1	5	728	-727	1	3	5	386	-404	-13	5	5	372	374	10	6	5	250	-268
13	1	5	475	-478	2	3	5	1569	1571	-11	5	5	355	366	12	6	5	352	-327
14	1	5	164	-177	3	3	5	208	-196	-9	5	5	398	-424	-10	7	5	337	-327
-15	2	5	160	147	4	3	5	349	348	-7	5	5	804	-838	-6	7	5	198	193
-14	2	5	467	461	5	3	5	392	399	-6	5	5	161	-183	-5	7	5	226	246
-13	2	5	167	-169	6	3	5	765	-756	-5	5	5	496	-496	-4	7	5	527	545
-12	2	5	632	631	7	3	5	436	444	-3	5	5	761	771	-2	7	5	355	368
-11	2	5	367	-372	3	3	5	838	-844	-2	5	5	255	243	-1	7	5	258	-261
-8	2	5	1245	-1240	10	3	5	252	-263	-1	5	5	805	791	0	7	5	290	-302
-7	2	5	193	204	11	3	5	309	-316	0	5	5	117	84	2	7	5	727	-727

OBSERVED AND CALCULATED STRUCTURE FACTORS

H	K	L	10FO	10FC	H	K	L	10FO	10FC	H	K	L	10FO	10FC	H	K	L	10FO	10FC
6	0	6	311	-330	-13	2	6	617	-619	2	3	6	474	466	-1	7	6	370	-366
8	0	6	485	496	-11	2	6	823	-836	3	3	6	684	-692	0	7	6	131	123
10	0	6	817	807	-10	2	6	295	283	4	3	6	185	187	1	7	6	257	254
12	0	6	468	460	-8	2	6	396	388	5	3	6	596	-636	2	7	6	161	149
14	0	6	412	-403	-7	2	6	784	791	6	3	6	363	-365	3	7	6	406	402
-16	1	6	189	-179	-5	2	6	1115	1086	7	3	6	136	138	5	7	6	384	374
-15	1	6	296	-300	-4	2	6	548	-546	8	3	6	359	-392	6	7	6	264	-256
-14	1	6	202	208	-3	2	6	301	323	9	3	6	641	653	9	7	6	357	-335
-13	1	6	147	-161	-2	2	6	196	-196	11	3	6	539	539	7	8	6	221	224
-12	1	6	526	513	-1	2	6	666	-670	12	3	6	184	173	-6	8	6	126	117
-11	1	6	355	339	1	2	6	1239	-1277	14	3	6	157	158	-5	8	6	322	344
-10	1	6	437	429	2	2	6	398	398	-14	4	6	197	-232	-4	8	6	188	202
-9	1	6	716	713	3	2	6	849	-840	-13	4	6	225	224	-3	8	6	136	151
-8	1	6	273	-248	4	2	6	338	338	-11	4	6	270	270	-2	8	6	127	92
-7	1	6	228	230	5	2	6	691	708	-10	4	6	429	439	-1	8	6	167	-174
-6	1	6	756	-733	6	2	6	121	-131	-8	4	6	565	562	0	8	6	190	-184
-5	1	6	585	-566	7	2	6	1154	1197	-5	4	6	313	-313	1	8	6	435	-438
-4	1	6	801	-758	8	2	6	189	-173	-4	4	6	927	-919	3	8	6	340	-322
-3	1	6	1311	-1272	9	2	6	280	281	-3	4	6	401	-420	5	8	6	241	218
-2	1	6	230	-240	11	2	6	365	-357	-2	4	6	718	-717	7	8	6	488	463
-1	1	6	192	-217	12	2	6	167	-130	-1	4	6	128	-109	-4	9	6	169	-221
0	1	6	1095	1104	13	2	6	427	-427	0	4	6	182	194	-3	9	6	300	304
1	1	6	1220	1224	15	2	6	275	-262	1	4	6	644	646	-1	9	6	130	114
2	1	6	1295	1337	-15	3	6	345	353	2	4	6	580	584	0	9	6	293	298
3	1	6	572	581	-11	3	6	360	-361	3	4	6	856	855	1	9	6	249	-238
4	1	6	97	109	-10	3	6	180	137	4	4	6	543	534	2	9	6	238	246
6	1	6	1172	-1196	-9	3	6	625	-643	5	4	6	176	-191	3	9	6	160	-143
7	1	6	298	-300	-7	3	6	353	-355	6	4	6	112	120	-15	0	7	272	-303
8	1	6	611	-617	-6	3	6	154	-154	7	4	6	964	-974	-13	0	7	535	-564
9	1	6	243	-252	-5	3	6	222	234	8	4	6	247	-261	-11	0	7	193	-175
11	1	6	223	-227	-4	3	6	534	-536	9	4	6	253	-256	-9	0	7	813	784
12	1	6	426	425	-3	3	6	1258	1258	10	4	6	471	-481	-7	0	7	810	804
14	1	6	343	336	-2	3	6	112	-124	11	4	6	355	340	-3	0	7	527	-522
15	1	6	209	193	-1	3	6	686	688	12	4	6	257	-256	-1	0	7	663	-660
-15	2	6	119	106	0	3	6	432	429	13	4	6	327	323	1	0	7	503	-537
-14	2	6	117	-143	1	3	6	850	-856	-12	5	6	551	-556	3	0	7	98	-65

OBSERVED AND CALCULATED STRUCTURE FACTORS

H	K	L	10FO	10FC	H	K	L	10FO	10FC	H	K	L	10FO	10FC	H	K	L	10FO	10FC	H	K	L	10FO	10FC
5	0	7	1247	1272	-13	2	7	252	273	3	3	7	566	-563	3	5	7	709	709	-3	8	7	184	-180
7	0	7	672	674	-12	2	7	365	379	4	3	7	657	688	4	5	7	113	117	-2	8	7	293	-290
9	0	7	297	-296	-10	2	7	680	673	5	3	7	193	-195	6	5	7	132	-148	0	8	7	223	240
11	0	7	838	-833	-9	2	7	357	-343	6	3	7	1178	1182	7	5	7	415	-411	2	8	7	368	358
13	0	7	184	-206	-8	2	7	613	604	7	3	7	197	181	9	5	7	449	-466	3	8	7	166	172
15	0	7	165	163	-7	2	7	410	-392	8	3	7	134	-91	11	5	7	299	-298	4	8	7	250	255
-15	1	7	231	223	-6	2	7	295	-286	9	3	7	318	327	-11	6	7	128	-129	-2	9	7	266	-255
-14	1	7	402	405	-5	2	7	117	94	10	3	7	629	-630	-10	6	7	258	-269	1	9	7	255	-266
-13	1	7	112	-105	-4	2	7	1705	-1689	11	3	7	164	167	-9	6	7	440	453	-14	0	8	257	278
-12	1	7	300	305	-3	2	7	463	471	12	3	7	431	-420	-8	6	7	147	-136	-12	0	8	491	494
-11	1	7	426	-416	-2	2	7	869	-864	-13	4	7	352	381	-7	6	7	527	549	-10	0	8	211	224
-10	1	7	219	-214	-1	2	7	195	191	-12	4	7	168	-143	-4	6	7	368	384	-8	0	8	455	-428
-9	1	7	677	-664	0	2	7	1027	1013	-9	4	7	510	-531	-3	6	7	494	-485	-6	0	8	402	-391
-8	1	7	728	-717	1	2	7	206	-201	-8	4	7	254	-268	-2	6	7	367	371	-4	0	8	752	-724
-7	1	7	120	-112	2	2	7	1186	1224	-7	4	7	461	-467	-1	6	7	424	-430	-2	0	8	187	-197
-6	1	7	537	-508	4	2	7	574	598	-4	4	7	541	545	2	6	7	404	-429	0	0	8	1283	1237
-5	1	7	848	805	5	2	7	215	-202	-3	4	7	396	400	3	6	7	149	147	2	0	8	992	1013
-4	1	7	408	398	6	2	7	526	-551	-2	4	7	342	351	4	6	7	360	-358	4	0	8	255	-267
-3	1	7	1008	1007	8	2	7	477	-481	-1	4	7	612	607	5	6	7	468	453	6	0	8	1037	-1072
-2	1	7	881	846	10	2	7	526	-518	1	4	7	237	249	7	6	7	174	181	8	0	8	369	-345
-1	1	7	382	388	11	2	7	237	237	2	4	7	302	-311	8	6	7	283	257	12	0	8	405	380
0	1	7	574	559	14	2	7	443	409	3	4	7	269	-271	10	6	7	345	341	14	0	8	366	342
1	1	7	877	-899	-14	3	7	480	-472	4	4	7	661	-655	11	6	7	377	-363	-14	1	8	437	-434
2	1	7	162	-168	-12	3	7	310	-307	5	4	7	681	-691	-8	7	7	369	-371	-13	1	8	321	-316
3	1	7	1085	-1122	-10	3	7	215	205	7	4	7	192	-198	-6	7	7	150	-168	-12	1	8	144	-156
4	1	7	730	-747	-9	3	7	190	-184	8	4	7	361	366	-5	7	7	179	142	-11	1	8	348	-342
5	1	7	309	-307	-8	3	7	813	806	10	4	7	374	390	-2	7	7	239	238	-10	1	8	537	514
6	1	7	530	-528	-7	3	7	186	-184	11	4	7	408	395	0	7	7	336	345	-9	1	8	128	-67
7	1	7	582	591	-6	3	7	578	589	13	4	7	177	152	1	7	7	131	-98	-8	1	8	777	753
8	1	7	239	244	-4	3	7	504	-494	-11	5	7	442	457	2	7	7	179	185	-7	1	8	558	519
9	1	7	702	714	-3	3	7	498	512	-9	5	7	579	595	3	7	7	196	-179	-6	1	8	220	209
10	1	7	387	399	-2	3	7	627	-636	-6	5	7	130	-147	4	7	7	298	-306	-5	1	8	710	686
11	1	7	355	354	-1	3	7	412	395	-5	5	7	761	-787	6	7	7	515	-508	-4	1	8	521	-515
12	1	7	166	174	0	3	7	479	-493	-3	5	7	878	-869	7	7	7	214	188	-2	1	8	977	-962
13	1	7	333	-335	1	3	7	317	-312	1	5	7	922	912	9	7	7	162	101	-1	1	8	742	-723
-14	2	7	171	-152	2	3	7	448	-441	2	5	7	144	137	-4	8	7	428	-454	0	1	8	363	-365

OBSERVED AND CALCULATED STRUCTURE FACTORS

H	K	L	10FO	10FC	H	K	L	10FO	10FC	H	K	L	10FO	10FC	H	K	L	10FO	10FC	H	K	L	10FO	10FC
1	1	8	666	-679	-8	3	8	205	200	8	4	8	165	190	1	7	8	388	-371	-2	1	9	156	-158
2	1	8	137	152	-7	3	8	589	-604	9	4	8	163	-159	3	7	8	190	-181	-1	1	9	966	955
4	1	8	935	957	-5	3	8	546	-551	11	4	8	483	-474	4	7	8	163	152	0	1	9	579	575
5	1	8	593	620	-3	3	8	144	-144	12	4	8	217	-203	5	7	8	268	249	1	1	9	778	802
6	1	8	708	704	-1	3	8	529	514	-12	5	8	150	140	7	7	8	233	227	2	1	9	472	488
7	1	8	208	200	0	3	8	378	-388	-10	5	8	456	-475	-6	8	8	142	-149	3	1	9	262	-254
8	1	8	124	-129	1	3	8	860	850	-8	5	8	777	-787	-3	8	8	412	416	4	1	9	152	152
9	1	8	105	98	2	3	8	155	-177	-6	5	8	185	-164	-2	8	8	148	157	5	1	9	1057	-1070
10	1	8	916	-927	3	3	8	292	278	-4	5	8	739	744	-1	8	8	278	278	6	1	9	233	-226
11	1	8	115	-140	4	3	8	469	479	-2	5	8	831	830	0	8	8	163	156	7	1	9	306	-295
12	1	8	336	-329	5	3	8	670	-675	2	5	8	356	-353	3	8	8	299	-309	8	1	9	259	-275
13	1	8	223	-216	6	3	8	386	412	4	5	8	676	-691	4	8	8	143	-122	10	1	9	291	-296
14	1	8	232	225	7	3	8	331	-322	6	5	8	365	-365	5	8	8	367	-355	11	1	9	410	398
-15	2	8	355	363	9	3	8	321	-329	9	5	8	124	98	-13	0	9	142	-154	12	1	9	160	139
-13	2	8	445	456	10	3	8	354	-352	10	5	8	644	655	-11	0	9	324	-322	13	1	9	328	314
-12	2	8	244	-236	12	3	8	162	-153	-10	6	8	207	217	-9	0	9	560	-551	-14	2	9	468	-454
-10	2	8	153	-137	13	3	8	399	395	-9	6	8	304	308	-5	0	9	788	740	-12	2	9	475	-472
-9	2	8	1184	-1170	-13	4	8	154	-165	-8	6	8	269	-262	-3	0	9	873	828	-11	2	9	139	125
-8	2	8	180	176	-12	4	8	290	-298	-7	6	8	177	173	-1	0	9	243	-224	-9	2	9	384	375
-7	2	8	818	-828	-10	4	8	168	-187	-6	6	8	433	-459	1	0	9	424	-416	-8	2	9	769	766
-6	2	8	336	326	-9	4	8	473	471	-4	6	8	334	-346	3	0	9	620	-611	-6	2	9	738	734
-5	2	8	646	615	-8	4	8	223	237	-3	6	8	268	-280	5	0	9	363	-361	-5	2	9	509	-535
-4	2	8	323	317	-7	4	8	270	271	-2	6	8	215	215	7	0	9	152	162	-4	2	9	414	383
-3	2	8	1218	1217	-6	4	8	454	462	-1	6	8	323	-339	9	0	9	855	840	-3	2	9	402	-402
-2	2	8	257	-250	-5	4	8	244	-255	0	6	8	689	681	11	0	9	339	338	-2	2	9	909	-901
-1	2	8	780	776	-4	4	8	438	435	1	6	8	189	-182	13	0	9	336	-335	-1	2	9	309	318
0	2	8	644	-646	-3	4	8	266	-279	2	6	8	330	316	-13	1	9	459	446	0	2	9	1382	-1376
1	2	8	133	-131	-2	4	8	211	-211	3	6	8	301	297	-11	1	9	268	264	1	2	9	364	364
3	2	8	975	-995	-1	4	8	310	-301	4	6	8	281	-303	-10	1	9	541	536	2	2	9	295	-296
4	2	8	301	310	0	4	8	719	-727	5	6	8	568	556	-9	1	9	373	-367	3	2	9	211	186
5	2	8	1020	-1031	1	4	8	137	-136	6	6	8	495	-494	-8	1	9	310	305	4	2	9	1005	1018
6	2	8	289	284	2	4	8	441	-422	9	6	8	349	-345	-7	1	9	691	-681	6	2	9	898	921
9	2	8	655	658	3	4	8	324	319	-7	7	8	174	195	-6	1	9	448	-429	7	2	9	173	-154
11	2	8	711	697	4	4	8	217	219	-5	7	8	266	281	-5	1	9	561	-554	8	2	9	255	248
-13	3	8	437	451	5	4	8	470	469	-2	7	8	170	-182	-4	1	9	828	-809	9	2	9	136	-132
-11	3	8	380	391	6	4	8	565	550	-1	7	8	203	-235	-3	1	9	359	337	10	2	9	574	-585

OBSERVED AND CALCULATED STRUCTURE FACTORS

H	K	L	10FO	10FC	H	K	L	10FO	10FC	H	K	L	10FO	10FC	H	K	L	10FO	10FC	H	K	L	10FO	10FC
12	2	9	498	-476	8	4	9	226	-218	1	7	9	159	150	3	1	10	591	-594	-3	3	10	765	-775
-12	3	9	199	-217	9	4	9	506	-506	2	7	9	241	228	5	1	10	472	-493	-1	3	10	553	-541
-10	3	9	633	-645	10	4	9	274	279	4	7	9	212	208	6	1	10	496	484	0	3	10	123	-161
-8	3	9	128	-152	12	4	9	276	251	5	7	9	217	-204	7	1	10	118	130	2	3	10	177	-202
-6	3	9	451	453	-11	5	9	294	-302	-5	8	9	167	150	8	1	10	659	651	3	3	10	565	568
-5	3	9	201	-212	-9	5	9	360	385	-4	8	9	154	136	9	1	10	428	433	5	3	10	664	672
-4	3	9	730	725	-7	5	9	695	704	-2	8	9	285	-284	10	1	10	163	150	8	3	10	267	262
-2	3	9	302	316	-5	5	9	482	491	0	8	9	389	-410	12	1	10	403	-391	9	3	10	592	-606
-1	3	9	268	274	-3	5	9	406	-418	2	8	9	131	-147	-13	2	10	376	375	10	3	10	164	160
0	3	9	515	-509	-1	5	9	914	-946	4	8	9	322	317	-11	2	10	563	574	11	3	10	246	-248
1	3	9	317	344	1	5	9	552	-536	-14	0	10	411	-403	-10	2	10	243	-232	12	3	10	136	-118
2	3	9	601	-616	3	5	9	394	399	-12	0	10	128	140	-9	2	10	209	200	-11	4	10	195	-196
4	3	9	250	-264	5	5	9	882	879	-10	0	10	568	584	-8	2	10	251	-264	-10	4	10	357	-371
5	3	9	265	-281	7	5	9	176	184	-8	0	10	283	268	-7	2	10	450	-410	-8	4	10	318	-318
6	3	9	182	166	9	5	9	188	-173	-4	0	10	214	-206	-5	2	10	1172	-1155	-5	4	10	427	419
7	3	9	262	-289	11	5	9	354	-341	-2	0	10	411	-395	-4	2	10	219	226	-4	4	10	294	293
8	3	9	281	279	-9	6	9	377	-375	0	0	10	552	-554	-3	2	10	517	-520	-3	4	10	306	308
10	3	9	530	536	-8	6	9	201	-207	2	0	10	140	111	-2	2	10	289	285	-2	4	10	325	322
11	3	9	198	201	-6	6	9	197	-227	4	0	10	828	842	-1	4	10	930	945	-1	4	10	377	-389
-12	4	9	176	183	-5	6	9	462	464	6	0	10	382	384	0	2	10	133	109	0	4	10	283	300
-11	4	9	278	271	-3	6	9	554	557	10	0	10	608	-604	1	2	10	1089	1105	1	4	10	376	-382
-9	4	9	373	378	-2	6	9	203	223	12	0	10	212	-212	2	2	10	210	-216	2	4	10	231	-214
-8	4	9	294	-293	-1	6	9	179	-193	-14	1	10	219	-212	3	2	10	256	249	3	4	10	121	-127
-5	4	9	520	-523	0	6	9	422	436	-13	1	10	189	181	4	2	10	352	-355	4	4	10	558	-568
-4	4	9	285	-292	1	6	9	462	-467	-12	1	10	364	-342	5	2	10	488	-522	5	4	10	155	110
-3	4	9	464	-465	2	6	9	150	162	-10	1	10	373	-367	7	2	10	559	-564	6	4	10	137	-112
-2	4	9	106	140	3	6	9	325	-334	-9	1	10	381	-392	9	2	10	494	-486	7	4	10	251	222
-1	4	9	172	180	4	6	9	252	-257	-7	1	10	224	-223	10	2	10	214	197	8	4	10	161	148
0	4	9	584	589	6	6	9	340	-337	-6	1	10	565	549	11	2	10	205	214	9	4	10	308	300
1	4	9	340	346	7	6	9	186	206	-5	1	10	105	-91	-13	3	10	188	-194	10	4	10	295	275
2	4	9	313	311	8	6	9	192	-162	-4	1	10	968	955	-11	3	10	231	237	-10	5	10	485	503
3	4	9	308	308	9	6	9	324	323	-3	1	10	583	567	-9	3	10	452	462	-6	5	10	684	-692
4	4	9	363	-377	-6	7	9	233	-219	-2	1	10	175	-172	-7	3	10	206	205	-4	5	10	841	-842
5	4	9	157	179	-4	7	9	355	-361	-1	1	10	540	526	-6	3	10	141	127	-2	5	10	267	263
6	4	9	454	-435	-1	7	9	125	114	0	1	10	878	-868	-5	3	10	145	152	0	5	10	872	875
7	4	9	165	-137	0	7	9	165	169	2	1	10	706	-701	-4	3	10	151	185	2	5	10	631	623

OBSERVED AND CALCULATED STRUCTURE FACTORS

H	K	L	10FO	10FC	H	K	L	10FO	10FC	H	K	L	10FO	10FC	H	K	L	10FO	10FC	H	K	L	10FO	10FC
4	5	10	187	-185	11	0	11	297	294	4	2	11	829	-841	7	4	11	214	197	2	0	12	284	-298
6	5	10	546	-547	-12	1	11	219	-212	5	2	11	311	315	8	4	11	367	-369	4	0	12	354	-339
8	5	10	464	-459	-11	1	11	510	507	6	2	11	240	236	10	4	11	227	-227	6	0	12	157	180
-8	6	10	326	338	-9	1	11	452	442	8	2	11	836	827	-9	5	11	472	-477	8	0	12	606	618
-7	6	10	247	252	-8	1	11	262	265	9	2	11	116	-134	-5	5	11	495	488	10	0	12	247	222
-5	6	10	349	355	-7	1	11	186	-177	10	2	11	395	381	-3	5	11	653	638	-11	1	12	319	322
-4	6	10	283	-297	-6	1	11	376	367	-12	3	11	210	219	-1	5	11	183	181	-10	1	12	415	-394
-2	6	10	352	-362	-5	1	11	428	-418	-11	3	11	200	208	1	5	11	494	-500	-9	1	12	214	197
-1	6	10	194	-199	-4	1	11	116	120	-8	3	11	310	-329	3	5	11	736	-759	-8	1	12	515	-512
0	6	10	177	-175	-3	1	11	504	-490	-7	3	11	166	-161	5	5	11	176	-176	-7	1	12	275	-284
1	6	10	310	-306	-2	1	11	349	-365	-6	3	11	473	-454	7	5	11	435	421	-6	1	12	244	-246
2	6	10	230	240	-1	1	11	259	-266	-5	3	11	196	-182	9	5	11	568	568	-5	1	12	595	-586
3	6	10	177	-153	0	1	11	521	-527	-4	3	11	112	-96	-8	6	11	127	100	-4	1	12	679	665
4	6	10	486	485	1	1	11	355	360	-2	3	11	450	455	-7	6	11	271	-277	-2	1	12	518	517
7	6	10	232	222	3	1	11	787	786	0	3	11	530	531	-5	6	11	400	-403	-1	1	12	213	217
8	6	10	166	-161	4	1	11	416	409	2	3	11	211	222	-4	6	11	314	-332	0	1	12	257	249
-4	7	10	163	190	5	1	11	347	346	3	3	11	164	168	-3	6	11	247	245	1	1	12	401	388
-3	7	10	228	241	6	1	11	277	288	4	3	11	403	-409	-2	6	11	172	-172	2	1	12	340	-343
-1	7	10	227	220	7	1	11	341	-349	5	3	11	227	215	-1	6	11	476	464	3	1	12	200	216
2	7	10	132	-140	8	1	11	99	91	6	3	11	390	-411	1	6	11	306	308	4	1	12	619	-604
3	7	10	256	-261	9	1	11	716	-710	8	3	11	214	-214	2	6	11	287	291	6	1	12	256	-259
5	7	10	327	-331	11	1	11	116	-101	9	3	11	196	-217	3	6	11	256	-236	7	1	12	324	-326
-2	8	10	125	-131	12	1	11	197	-186	-10	4	11	322	326	4	6	11	279	289	8	1	12	235	241
-1	8	10	205	233	-12	2	11	305	-278	-9	4	11	125	171	5	6	11	353	-378	9	1	12	229	-242
1	8	10	346	342	-10	2	11	758	-765	-8	4	11	168	156	7	6	11	172	-170	10	1	12	323	319
-13	0	11	340	340	-8	2	11	331	-350	-7	4	11	305	318	-2	7	11	233	-228	-10	2	12	174	163
-11	0	11	147	140	-7	2	11	185	173	-6	4	11	189	-196	0	7	11	264	-274	-9	2	12	559	528
-9	0	11	354	-355	-6	2	11	398	402	-5	4	11	417	413	3	7	11	133	109	-7	2	12	506	520
-7	0	11	398	-373	-5	2	11	316	315	-4	4	11	509	-498	4	7	11	160	156	-6	2	12	239	-233
-5	0	11	487	-487	-4	2	11	1071	1070	-3	4	11	236	-253	-12	0	12	439	-417	-4	2	12	323	-347
-3	0	11	321	318	-2	2	11	273	272	-1	4	11	484	-497	-10	0	12	409	-411	-3	2	12	775	-763
-1	0	11	566	571	-1	2	11	448	-436	1	4	11	298	-313	-8	0	12	229	203	-1	2	12	809	-817
1	0	11	527	530	0	2	11	154	-122	2	4	11	227	205	-6	0	12	691	674	0	2	12	237	241
3	0	11	175	-173	1	2	11	291	-297	3	4	11	170	182	-4	0	12	398	393	2	2	12	176	198
5	0	11	502	-493	2	2	11	852	-845	4	4	11	406	401	-2	0	12	409	-401	3	2	12	901	911
7	0	11	398	-393	3	2	11	263	284	5	4	11	342	352	0	0	12	216	-206	5	2	12	587	598

OBSERVED AND CALCULATED STRUCTURE FACTORS

H	K	L	10FO	10FC	H	K	L	10FO	10FC	H	K	L	10FO	10FC	H	K	L	10FO	10FC	H	K	L	10FO	10FC
6	2	12	188	-167	-2	5	12	669	-675	1	1	13	326	-341	-5	4	13	239	263	-7	1	14	337	334
8	2	12	181	-202	0	5	12	396	-397	2	1	13	555	-563	-3	4	13	294	311	-6	1	14	430	-418
9	2	12	403	-402	2	5	12	451	462	3	1	13	244	255	-2	4	13	197	-204	-4	1	14	292	-291
-11	3	12	418	-416	4	5	12	672	660	4	1	13	252	-259	-1	4	13	237	225	-3	1	14	317	-322
-10	3	12	198	-185	6	5	12	197	192	5	1	13	350	357	0	4	13	310	-303	-2	1	14	121	-99
-9	3	12	154	-171	-7	6	12	140	-134	7	1	13	325	309	1	4	13	241	-254	-1	1	14	445	-448
-8	3	12	139	-141	-6	6	12	278	291	8	1	13	237	241	3	4	13	410	-418	0	1	14	448	452
-7	3	12	440	442	-4	6	12	385	367	9	1	13	122	90	4	4	13	133	109	2	1	14	538	551
-5	3	12	619	623	-3	6	12	265	252	10	1	13	182	178	6	4	13	135	150	3	1	14	286	295
-4	3	12	186	189	-1	6	12	248	252	-9	2	13	124	-114	7	4	13	196	196	5	1	14	343	343
-3	3	12	153	-156	0	6	12	305	-285	-8	2	13	475	-473	-7	5	13	508	-501	6	1	14	452	-444
-2	3	12	145	138	2	6	12	319	-322	-6	2	13	727	-728	-5	5	13	459	-466	8	1	14	319	-309
1	3	12	408	-400	3	6	12	213	-237	-3	2	13	172	139	-3	5	13	272	278	8	2	14	145	147
3	3	12	369	-374	5	6	12	218	-218	-2	2	13	622	641	-1	5	13	547	560	-7	2	14	299	307
7	3	12	437	452	1	7	12	199	203	-1	2	13	173	168	1	5	13	422	407	-6	2	14	137	151
9	3	12	383	372	-11	0	13	478	466	0	2	13	779	784	3	5	13	172	-178	-5	2	14	572	582
10	3	12	131	101	-9	0	13	314	320	1	2	13	119	-104	5	5	13	425	-422	-3	2	14	258	263
-10	4	12	219	247	-5	0	13	427	-429	3	2	13	291	-289	-5	6	13	194	-222	-2	2	14	239	-236
-9	4	12	240	-245	-3	0	13	313	-297	4	2	13	425	-414	-3	6	13	165	-172	-1	2	14	221	-230
-7	4	12	148	-140	-1	0	13	317	-319	6	2	13	452	-459	-2	6	13	126	-149	0	2	14	196	-209
-6	4	12	327	-330	1	0	13	333	340	7	2	13	169	166	-1	6	13	214	-216	1	2	14	704	-715
-4	4	12	372	-356	3	0	13	606	596	8	2	13	244	-247	0	6	13	161	-162	2	2	14	172	170
-3	4	12	186	184	5	0	13	210	187	9	2	13	177	162	1	6	13	145	153	3	2	14	398	-370
-1	4	12	299	289	7	0	13	266	-267	-10	3	13	458	420	3	6	13	386	391	4	2	14	185	180
0	4	12	293	288	9	0	13	294	-280	-8	3	13	145	161	-10	0	14	230	-238	5	2	14	254	249
1	4	12	216	198	-11	1	13	215	-206	-7	3	13	180	196	-8	0	14	497	-476	7	2	14	605	606
2	4	12	320	322	-10	1	13	266	-262	-4	3	13	438	-444	-6	0	14	327	-304	-9	3	14	257	-260
3	4	12	387	-384	-9	1	13	210	197	-3	3	13	160	-187	-4	0	14	312	308	-8	3	14	134	-131
4	4	12	145	135	-8	1	13	258	-256	-2	3	13	467	-458	-2	0	14	657	644	-7	3	14	343	-334
5	4	12	339	-323	-7	1	13	559	550	-1	3	13	170	-155	0	0	14	383	394	-6	3	14	125	-124
6	4	12	204	-192	-5	1	13	445	434	2	3	13	616	635	2	0	14	448	-476	-3	3	14	404	404
8	4	12	371	-386	-4	1	13	482	474	4	3	13	322	317	4	0	14	352	-363	-2	3	14	122	59
9	4	12	219	193	-3	1	13	400	-396	8	3	13	283	-293	6	0	14	173	-168	-1	3	14	477	468
-8	5	12	420	432	-2	1	13	464	462	-9	4	13	228	-236	-10	1	14	278	279	0	3	14	116	117
-6	5	12	357	362	-1	1	13	603	-597	-8	4	13	262	244	-9	1	14	184	181	2	3	14	111	107
-4	5	12	392	-423	0	1	13	101	-82	-6	4	13	243	240	-8	1	14	130	-132	3	3	14	288	-282

OBSERVED AND CALCULATED STRUCTURE FACTORS

H	K	L	10FO	10FC	H	K	L	10FO	10FC	H	K	L	10FO	10FC	H	K	L	10FO	10FC	H	K	L	10FO	10FC
5	3	14	347	-338	-7	0	15	511	491	4	1	15	102	-104	0	3	15	319	-336	-2	1	16	323	-329
6	3	14	152	-136	-5	0	15	355	345	5	1	15	127	-127	1	3	15	178	-152	0	1	16	159	-155
-7	4	14	212	-202	-3	0	15	191	-193	6	1	15	419	-418	2	3	15	233	-216	1	1	16	392	-397
-6	4	14	200	224	-1	0	15	430	-425	7	1	15	185	186	-5	4	15	204	-209	3	1	16	271	-268
-5	4	14	240	-257	1	0	15	305	-312	-8	2	15	313	319	-4	4	15	257	246	4	1	16	316	312
-4	4	14	187	-203	5	0	15	329	323	-5	2	15	140	-125	-2	4	15	178	166	-3	2	16	375	393
-2	4	14	378	-379	7	0	15	476	470	-4	2	15	519	-522	-1	4	15	226	235	-1	2	16	367	361
-1	4	14	141	157	-9	1	15	262	-259	-2	2	15	448	-463	1	4	15	318	319	2	2	16	194	-188
0	4	14	257	-250	-8	1	15	146	-141	-1	2	15	178	149	2	4	15	237	-256	3	2	16	286	-266
1	4	14	194	197	-6	1	15	313	-298	1	2	15	128	128	-6	0	16	312	-296	-4	3	16	165	-153
2	4	14	164	184	-5	1	15	307	309	2	2	15	607	586	-4	0	16	477	-447	-3	3	16	207	-218
4	4	14	263	267	-4	1	15	149	-150	4	2	15	412	431	0	0	16	299	315	1	3	16	455	445
6	4	14	196	208	-3	1	15	526	517	5	2	15	124	-115	2	0	16	461	458	-3	0	17	394	379
-4	5	14	308	318	0	1	15	362	358	6	2	15	140	-147	4	0	16	152	173	-1	0	17	149	161
0	5	14	359	-364	1	1	15	421	-436	-6	3	15	412	394	-5	1	16	234	227	1	0	17	175	-220
2	5	14	508	-507	2	1	15	282	270	-5	3	15	185	173	-4	1	16	274	-265	-2	1	17	202	-212
-9	0	15	125	145	3	1	15	285	-299	-2	3	15	247	-248	-3	1	16	300	295	-1	1	17	184	211

OBSERVED AND CALCULATED STRUCTURE FACTORS FOR Dimethyldithiocarbamate-2-(2-pyridyl)phenyltellurium(II) PAGE 1

H	K	L	10FO	10FC	H	K	L	10FO	10FC	H	K	L	10FO	10FC	H	K	L	10FO	10FC
1	0	0	759	908	1	2	0	225	-195	4	4	0	121	132	10	6	0	102	-101
2	0	0	777	883	2	2	0	245	-242	5	4	0	183	187	-4	7	0	121	-128
3	0	0	646	688	3	2	0	591	-649	6	4	0	417	432	-3	7	0	68	-26
4	0	0	200	-191	4	2	0	296	-320	7	4	0	455	478	-2	7	0	67	-64
5	0	0	44	39	5	2	0	558	-598	8	4	0	268	272	-1	7	0	406	424
6	0	0	367	-376	6	2	0	380	-406	9	4	0	282	270	0	7	0	459	467
7	0	0	220	-215	7	2	0	142	-151	10	4	0	133	124	1	7	0	397	405
8	0	0	225	-217	8	2	0	188	-182	-6	5	0	211	-212	2	7	0	592	559
9	0	0	191	-175	9	2	0	33	-28	-5	5	0	204	-206	3	7	0	264	255
-8	1	0	62	-59	10	2	0	30	32	-4	5	0	352	-366	4	7	0	279	274
-7	1	0	57	59	-7	3	0	325	311	-3	5	0	301	-321	6	7	0	81	-62
-6	1	0	204	212	-6	3	0	241	246	-2	5	0	288	-303	7	7	0	118	-110
-5	1	0	212	213	-5	3	0	327	348	-1	5	0	393	-409	8	7	0	181	-185
-4	1	0	433	466	-4	3	0	245	260	0	5	0	116	-117	9	7	0	75	-42
-3	1	0	273	307	-3	3	0	110	119	1	5	0	157	-171	10	7	0	178	-179
-2	1	0	498	560	-2	3	0	193	-180	2	5	0	167	151	-2	8	0	281	302
-1	1	0	530	569	-1	3	0	618	-646	3	5	0	127	120	-1	8	0	214	229
0	1	0	305	296	0	3	0	542	-544	4	5	0	189	216	0	8	0	313	326
1	1	0	202	197	1	3	0	1122	-999	5	5	0	606	631	1	8	0	239	249
2	1	0	216	-234	2	3	0	793	-768	6	5	0	441	459	2	8	0	189	170
3	1	0	41	44	3	3	0	336	-340	7	5	0	534	556	3	8	0	222	228
4	1	0	183	-198	4	3	0	499	-524	8	5	0	328	334	4	8	0	103	-93
5	1	0	632	-692	5	3	0	123	-136	9	5	0	118	121	5	8	0	203	-204
6	1	0	499	-525	6	3	0	26	-20	10	5	0	136	122	6	8	0	338	-345
7	1	0	468	-489	8	3	0	80	90	-5	6	0	215	-210	7	8	0	333	-357
8	1	0	286	-278	9	3	0	71	75	-4	6	0	63	-59	8	8	0	274	-292
9	1	0	157	-145	10	3	0	142	124	-3	6	0	88	-90	9	8	0	267	-274
-8	2	0	212	198	-6	4	0	107	110	-1	6	0	188	200	-1	9	0	96	103
-7	2	0	244	237	-5	4	0	76	-71	0	6	0	253	262	0	9	0	51	-55
-6	2	0	409	423	-3	4	0	209	-219	1	6	0	463	450	2	9	0	145	-139
-5	2	0	401	414	-2	4	0	563	-599	2	6	0	414	394	3	9	0	213	-218
-4	2	0	235	250	-1	4	0	550	-561	3	6	0	454	440	4	9	0	248	-257
-3	2	0	340	378	0	4	0	981	-980	4	6	0	401	394	5	9	0	349	-363
-2	2	0	101	101	1	4	0	1109	-920	5	6	0	287	301	6	9	0	239	-251
-1	2	0	181	197	2	4	0	543	-498	6	6	0	269	289	7	9	0	240	-251
0	2	0	392	-371	3	4	0	330	-338	7	6	0	63	-56	8	9	0	170	-180

OBSERVED AND CALCULATED STRUCTURE FACTORS

PAGE 2

H	K	L	10FO	10FC	H	K	L	10FO	10FC	H	K	L	10FO	10FC	H	K	L	10FO	10FC	H	K	L	10FO	10FC
-5	-7	1	159	152	3	-5	1	232	248	7	-3	1	56	-50	8	-1	1	111	-106	-7	2	1	72	70
-4	-7	1	190	167	4	-5	1	286	298	-10	-2	1	190	-177	-9	0	1	202	183	-6	2	1	164	-160
-3	-7	1	62	34	5	-5	1	254	260	-9	-2	1	156	-153	-8	0	1	182	175	-5	2	1	50	-50
-2	-7	1	79	-73	6	-5	1	273	267	-8	-2	1	243	-245	-7	0	1	390	401	-4	2	1	324	-335
-1	-7	1	64	-60	-10	-4	1	68	-60	-7	-2	1	360	-365	-6	0	1	332	333	-3	2	1	622	-646
0	-7	1	384	-400	-9	-4	1	125	-120	-6	-2	1	38	-37	-5	0	1	342	351	-2	2	1	674	-713
1	-7	1	272	-304	-8	-4	1	214	-215	-5	-2	1	107	-100	-4	0	1	285	321	-1	2	1	1302	-1291
2	-7	1	255	-270	-7	-4	1	366	-373	-4	-2	1	568	585	-3	0	1	148	138	0	2	1	824	-724
3	-7	1	234	-245	-6	-4	1	343	-356	-4	-2	1	656	666	-2	0	1	905	945	1	2	1	823	-705
-10	-6	1	144	152	-5	-4	1	435	-445	-2	-2	1	786	747	-1	0	1	471	-462	2	2	1	311	-309
-9	-6	1	128	134	-4	-4	1	479	-456	-1	-2	1	1963	1805	1	0	1	292	-298	3	2	1	313	318
-8	-6	1	381	390	-3	-4	1	604	-544	0	-2	1	472	428	2	0	1	714	-860	4	2	1	320	352
-7	-6	1	264	268	-2	-4	1	660	-555	1	-2	1	798	822	3	0	1	223	-255	5	2	1	746	823
-6	-6	1	119	120	-1	-4	1	251	-213	2	-2	1	234	243	4	0	1	680	-736	6	2	1	468	497
-5	-6	1	30	28	0	-4	1	29	-25	3	-2	1	154	-153	5	0	1	411	-464	7	2	1	294	307
-4	-6	1	394	-378	1	-4	1	169	172	4	-2	1	123	113	6	0	1	273	-284	8	2	1	315	307
-3	-6	1	442	-404	2	-4	1	400	426	5	-2	1	255	-279	7	0	1	212	-202	9	2	1	109	102
-2	-6	1	638	-570	3	-4	1	341	362	6	-2	1	133	-132	-8	1	1	336	328	10	2	1	89	81
-1	-6	1	608	-552	4	-4	1	449	474	7	-2	1	241	-236	-7	1	1	264	265	-7	3	1	139	-133
0	-6	1	447	-435	5	-4	1	347	358	8	-2	1	133	-130	-6	1	1	395	406	-6	3	1	141	-139
1	-6	1	282	-299	6	-4	1	237	239	-9	-1	1	36	-38	-5	1	1	80	85	-5	3	1	219	-221
2	-6	1	34	-32	-10	-3	1	156	-147	-8	-1	1	61	58	-4	1	1	57	-61	-4	3	1	246	-250
3	-6	1	123	-120	-9	-3	1	277	-270	-7	-1	1	121	117	-3	1	1	369	-376	-3	3	1	383	-399
4	-6	1	69	-72	-8	-3	1	346	-355	-6	-1	1	294	300	-2	1	1	696	-719	-2	3	1	373	-379
5	-6	1	57	52	-7	-3	1	316	-329	-5	-1	1	404	428	-1	1	1	1147	-1183	-1	3	1	325	-306
-10	-5	1	89	87	-6	-3	1	467	-489	-4	-1	1	284	289	0	1	1	1216	-1190	0	3	1	503	-431
-9	-5	1	161	157	-4	-3	1	76	71	-3	-1	1	564	616	1	1	1	47	-45	1	3	1	97	79
-8	-5	1	85	90	-3	-3	1	78	86	-2	-1	1	359	357	2	1	1	488	-546	2	3	1	112	97
-6	-5	1	157	-162	-2	-3	1	1109	957	-1	-1	1	1084	1050	3	1	1	478	-550	3	3	1	255	288
-5	-5	1	366	-377	-1	-3	1	504	437	0	-1	1	694	632	4	1	1	134	-147	4	3	1	706	783
-4	-5	1	265	-270	0	-3	1	722	646	1	-1	1	262	-280	5	1	1	149	-156	5	3	1	475	521
-3	-5	1	610	-582	1	-3	1	632	657	3	-1	1	449	-514	6	1	1	78	84	6	3	1	482	531
-2	-5	1	747	-649	2	-3	1	366	387	4	-1	1	639	-715	7	1	1	122	123	7	3	1	349	363
-1	-5	1	630	-549	3	-3	1	290	323	5	-1	1	551	-593	8	1	1	103	98	8	3	1	161	154
0	-5	1	498	-467	4	-3	1	134	137	6	-1	1	523	-548	9	1	1	199	178	9	3	1	74	71
1	-5	1	85	-84	5	-3	1	233	244	7	-1	1	266	-261	-8	2	1	81	78	10	3	1	70	-68

OBSERVED AND CALCULATED STRUCTURE FACTORS

	H	K	L	10FO	10FC	H	K	L	10FO	10FC	H	K	L	10FO	10FC	H	K	L	10FO	10FC	H	K	L	10FO	10FC
-6	4	4	1	226	-233	-3	6	1	265	282	5	8	1	127	-139	-4	-8	2	294	-282	-4	-5	2	92	94
-5	4	1	180	-184		-2	6	1	274	278	8	8	1	105	113	-3	-8	2	380	-358	-3	-5	2	447	412
-4	4	1	246	-259		-1	6	1	561	556	9	8	1	139	149	-2	-8	2	320	-305	-2	-5	2	244	230
-3	4	1	91	92		0	6	1	362	348	-1	9	1	234	-245	-1	-8	2	362	-343	-1	-5	2	656	590
-2	4	1	171	163		1	6	1	312	279	0	9	1	312	-327	0	-8	2	271	-273	0	-5	2	483	461
-1	4	1	330	316		2	6	1	277	229	1	9	1	320	-333	1	-8	2	75	-85	1	-5	2	429	425
0	4	1	738	640		3	6	1	233	-219	2	9	1	197	-198	2	-8	2	103	-115	2	-5	2	451	476
1	4	1	818	670		4	6	1	343	-338	3	9	1	184	-178	-9	-7	2	38	21	3	-5	2	263	279
2	4	1	759	649		5	6	1	606	-618	4	9	1	126	123	-7	-7	2	162	-170	4	-5	2	264	281
3	4	1	453	437		6	6	1	501	-543	5	9	1	200	202	-6	-7	2	245	-251	-10	-4	2	148	-143
4	4	1	556	594		7	6	1	309	-331	6	9	1	182	191	-5	-7	2	332	-314	-9	-4	2	221	-223
5	4	1	406	433		8	6	1	223	-245	7	9	1	264	280	-4	-7	2	493	-471	-8	-4	2	140	-140
6	4	1	108	116		9	6	1	102	-105	8	9	1	186	197	-3	-7	2	441	-405	-6	-4	2	55	54
7	4	1	200	206		10	6	1	97	-88	9	9	1	154	168	-2	-7	2	460	-432	-5	-4	2	441	452
8	4	1	60	-64		-4	7	1	70	65	3	10	1	199	185	-1	-7	2	322	-296	-4	-4	2	406	404
9	4	1	121	-117		-3	7	1	225	240	4	10	1	201	195	0	-7	2	69	68	-3	-4	2	916	848
10	4	1	126	-119		-2	7	1	149	151	5	10	1	250	262	1	-7	2	173	188	-2	-4	2	1079	983
-6	5	1	174	-176		-1	7	1	96	-93	6	10	1	281	294	2	-7	2	237	259	-1	-4	2	441	382
-5	5	1	60	-61		0	7	1	93	61	7	10	1	193	217	3	-7	2	210	228	0	-4	2	606	561
-4	5	1	120	114		1	7	1	285	-263	-6	-10	2	215	220	-9	-6	2	81	-81	1	-4	2	74	78
-3	5	1	109	113		2	7	1	257	-227	-5	-10	2	196	203	-8	-6	2	198	-206	2	-4	2	120	-123
-2	5	1	592	599		3	7	1	342	-302	-4	-10	2	208	211	-7	-6	2	195	-202	3	-4	2	81	-91
-1	5	1	529	512		4	7	1	481	-474	-3	-10	2	182	180	-6	-6	2	362	-364	4	-4	2	233	-243
0	5	1	663	615		5	7	1	372	-368	-2	-10	2	73	68	-5	-6	2	290	-285	5	-4	2	150	-154
1	5	1	636	562		6	7	1	357	-382	-8	-9	2	177	187	-4	-6	2	315	-306	6	-4	2	207	-209
2	5	1	89	91		7	7	1	168	-184	-7	-9	2	246	259	-3	-6	2	337	-305	-9	-3	2	77	71
3	5	1	411	385		8	7	1	215	-220	-6	-9	2	160	172	-2	-6	2	158	-142	-8	-3	2	72	67
4	5	1	146	-135		9	7	1	93	-70	-5	-9	2	144	137	0	-6	2	251	241	-7	-3	2	256	261
5	5	1	38	-35		10	7	1	102	102	-2	-9	2	90	-93	1	-6	2	146	145	-6	-3	2	338	345
6	5	1	240	-257		-2	8	1	131	-140	-1	-9	2	201	-204	2	-6	2	192	192	-5	-3	2	350	348
7	5	1	378	-393		-1	8	1	293	-308	0	-9	2	143	-154	3	-6	2	325	342	-4	-3	2	835	837
8	5	1	62	-66		0	8	1	292	-292	-9	-8	2	223	232	4	-6	2	209	215	-3	-3	2	489	468
9	5	1	281	-271		1	8	1	209	-204	-8	-8	2	118	122	-10	-5	2	212	-204	-2	-3	2	640	589
10	5	1	154	-145		2	8	1	395	-365	-7	-8	2	73	74	-9	-5	2	325	-319	-1	-3	2	450	406
-5	6	1	84	86		3	8	1	260	-241	-6	-8	2	64	-66	-8	-5	2	314	-318	0	-3	2	229	-219
-4	6	1	156	163		4	8	1	196	-195	-5	-8	2	303	-306	-7	-5	2	313	-314	1	-3	2	263	-246

OBSERVED AND CALCULATED STRUCTURE FACTORS

H	K	L	10FO	10FC	H	K	L	10FO	10FC	H	K	L	10FO	10FC	H	K	L	10FO	10FC	H	K	L	10FO	10FC
2	-3	2	635	-665	3	-1	2	139	-141	3	1	2	775	860	6	3	2	232	-265	10	5	2	159	150
3	-3	2	470	-521	4	-1	2	245	-270	4	1	2	783	870	7	3	2	83	-85	-4	6	2	147	-148
4	-3	2	515	-547	5	-1	2	97	103	5	1	2	577	642	8	3	2	339	-337	-3	6	2	109	-118
5	-3	2	426	-435	6	-1	2	142	146	6	1	2	307	324	9	3	2	126	-126	-2	6	2	421	-429
6	-3	2	201	-198	7	-1	2	132	125	7	1	2	134	127	10	3	2	168	-150	-1	6	2	356	-331
7	-3	2	144	-133	8	-1	2	130	122	9	1	2	136	-129	-5	4	2	274	280	0	6	2	308	-291
-9	-2	2	104	103	-9	0	2	127	124	-8	2	2	272	-266	-4	4	2	384	396	1	6	2	536	-499
-8	-2	2	289	285	-8	0	2	86	79	-7	2	2	165	-163	-3	4	2	385	391	2	6	2	263	-224
-7	-2	2	232	233	-7	0	2	94	-92	-6	2	2	144	-148	-2	4	2	786	789	3	6	2	377	-334
-6	-2	2	313	318	-6	0	2	77	-81	-5	2	2	145	-152	-1	4	2	534	505	4	6	2	150	-152
-5	-2	2	131	133	-5	0	2	448	-453	-4	2	2	109	113	0	4	2	397	352	5	6	2	117	111
-4	-2	2	171	165	-4	0	2	590	-594	-3	2	2	29	-27	1	4	2	73	68	6	6	2	169	155
-3	-2	2	300	304	-3	0	2	932	-957	-2	2	2	403	379	2	4	2	325	-285	7	6	2	152	159
-2	-2	2	511	-489	-2	0	2	1878	-2000	-1	2	2	327	317	3	4	2	567	-520	8	6	2	142	154
-1	-2	2	253	220	-1	0	2	1043	-1071	0	2	2	260	254	4	4	2	799	-824	9	6	2	277	265
0	-2	2	559	-506	0	0	2	625	-631	1	2	2	873	797	5	4	2	486	-526	10	6	2	210	205
1	-2	2	720	-693	1	0	2	283	-277	2	2	2	282	291	6	4	2	536	-575	-4	7	2	75	-62
2	-2	2	95	-111	2	0	2	299	299	3	2	2	929	971	7	4	2	321	-326	-3	7	2	312	-326
3	-2	2	657	-716	3	0	2	369	392	4	2	2	388	422	8	4	2	106	-99	-2	7	2	293	-295
4	-2	2	394	-427	4	0	2	611	689	6	2	2	245	253	9	4	2	142	-136	-1	7	2	434	-431
5	-2	2	311	-332	5	0	2	400	425	7	2	2	150	-155	10	4	2	33	29	0	7	2	330	-319
6	-2	2	145	-145	6	0	2	377	393	8	2	2	133	-128	-6	5	2	187	185	1	7	2	142	-136
7	-2	2	92	95	7	0	2	246	250	9	2	2	186	-175	-5	5	2	100	101	2	7	2	192	-167
8	-2	2	49	46	8	0	2	156	142	10	2	2	218	-204	-4	5	2	247	252	3	7	2	264	231
-9	-1	2	263	250	9	0	2	216	193	-7	3	2	150	-151	-3	5	2	34	31	4	7	2	245	196
-8	-1	2	260	260	-8	1	2	92	-91	-5	3	2	62	58	-1	5	2	47	46	.5	7	2	278	276
-7	-1	2	325	337	-7	1	2	220	-213	-4	3	2	223	223	0	5	2	546	-487	6	7	2	243	243
-6	-1	2	50	-57	-6	1	2	250	-249	-3	3	2	673	697	1	5	2	168	-156	7	7	2	110	97
-5	-1	2	76	-79	-5	1	2	227	-236	-2	3	2	488	488	2	5	2	550	-481	8	7	2	236	257
-4	-1	2	391	-395	-4	1	2	311	-331	-1	3	2	798	777	3	5	2	757	-686	9	7	2	132	138
-3	-1	2	295	-303	-3	1	2	341	-344	0	3	2	689	625	4	5	2	661	-624	10	7	2	92	87
-2	-1	2	536	-545	-2	1	2	213	-220	1	3	2	169	159	5	5	2	630	-674	-2	8	2	157	-156
-1	-1	2	1074	-1071	-1	1	2	635	615	2	3	2	454	392	6	5	2	203	-221	-1	8	2	91	-90
0	-1	2	78	-86	0	1	2	271	271	3	3	2	242	-232	7	5	2	219	-226	0	8	2	130	-123
1	-1	2	661	-666	1	1	2	321	324	4	3	2	51	-50	8	5	2	30	33	2	8	2	225	200
2	-1	2	437	-468	2	1	2	668	687	5	3	2	241	-259	9	5	2	163	162	3	8	2	350	308

OBSERVED AND CALCULATED STRUCTURE FACTORS

PAGE 5

H	K	L	10FO	10FC	H	K	L	10FO	10FC	H	K	L	10FO	10FC	H	K	L	10FO	10FC	H	K	L	10FO	10FC
4	8	2	549	501	-4	-8	3	150	-144	-4	-5	3	322	317	1	-3	3	164	-180	3	-1	3	923	976
5	8	2	474	463	-3	-8	3	60	-53	-3	-5	3	555	509	2	-3	3	94	-95	4	-1	3	583	630
6	8	2	351	368	-1	-8	3	233	224	-2	-5	3	223	208	3	-3	3	213	-218	5	-1	3	283	294
7	8	2	303	321	0	-8	3	224	221	-1	-5	3	137	-126	4	-3	3	162	167	6	-1	3	49	53
8	8	2	132	133	1	-8	3	260	272	0	-5	3	72	-72	5	-3	3	127	139	7	-1	3	65	-68
-1	9	2	56	61	2	-8	3	255	272	1	-5	3	430	-415	6	-3	3	201	201	8	-1	3	39	-43
0	9	2	168	165	-9	-7	3	184	-192	2	-5	3	391	-399	7	-3	3	236	227	-9	0	3	218	-203
1	9	2	169	169	-8	-7	3	165	-164	3	-5	3	421	-440	-9	-2	3	65	63	-8	0	3	124	-118
2	9	2	318	309	-7	-7	3	52	-34	4	-5	3	295	-302	-7	-2	3	133	-132	-7	0	3	173	-170
3	9	2	391	349	-6	-7	3	43	-36	5	-5	3	126	-125	-6	-2	3	363	-367	-6	0	3	82	-78
4	9	2	215	196	-5	-7	3	117	103	-10	-4	3	157	144	-5	-2	3	495	-499	-4	0	3	346	-339
5	9	2	275	265	-4	-7	3	188	174	-9	-4	3	249	240	-4	-2	3	761	-756	-3	0	3	244	240
6	9	2	131	129	-3	-7	3	152	154	-8	-4	3	160	162	-3	-2	3	668	-659	-2	0	3	479	481
7	9	2	31	16	-2	-7	3	486	465	-7	-4	3	291	293	-2	-2	3	646	-629	-1	0	3	291	286
8	9	2	33	-40	-1	-7	3	441	431	-6	-4	3	114	107	-1	-2	3	368	-354	0	0	3	732	732
9	9	2	121	-135	0	-7	3	330	327	-5	-4	3	371	350	0	-2	3	268	259	1	0	3	335	349
1	10	2	199	217	1	-7	3	283	290	-4	-4	3	318	292	1	-2	3	208	188	2	0	3	898	888
2	10	2	100	98	2	-7	3	203	216	-3	-4	3	244	-238	2	-2	3	236	258	3	0	3	341	373
3	10	2	44	33	3	-7	3	152	161	-2	-4	3	109	110	3	-2	3	386	420	4	0	3	211	232
5	10	2	140	-129	-9	-6	3	73	-76	-1	-4	3	608	-551	4	-2	3	304	315	5	0	3	170	172
6	10	2	81	-80	-7	-6	3	135	135	0	-4	3	609	-558	5	-2	3	330	347	6	0	3	218	-226
7	10	2	171	-176	-6	-6	3	363	360	1	-4	3	453	-433	6	-2	3	174	180	7	0	3	46	-46
-5	-10	3	155	-159	-5	-6	3	350	340	2	-4	3	663	-670	7	-2	3	112	106	8	0	3	250	-242
-4	-10	3	199	-201	-4	-6	3	571	543	3	-4	3	328	-349	8	-2	3	115	104	9	0	3	293	-272
-7	-9	3	167	-173	-3	-6	3	502	474	4	-4	3	287	-305	-9	-1	3	49	-48	-8	1	3	136	-131
-6	-9	3	280	-284	-2	-6	3	353	326	5	-4	3	57	-59	-8	-1	3	259	-253	-7	1	3	82	80
-5	-9	3	313	-317	-1	-6	3	192	170	-9	-3	3	151	156	-7	-1	3	210	-211	-6	1	3	153	151
-4	-9	3	305	-298	0	-6	3	128	-125	-8	-3	3	168	170	-6	-1	3	238	-239	-5	1	3	371	373
-3	-9	3	283	-280	2	-6	3	87	-91	-7	-3	3	104	-94	-5	-1	3	303	-325	-4	1	3	684	699
-2	-9	3	151	-141	3	-6	3	130	-132	-6	-3	3	119	-108	-4	-1	3	253	-265	-3	1	3	862	865
-1	-9	3	73	-61	4	-6	3	139	-142	-5	-3	3	402	-399	-3	-1	3	486	-468	-2	1	3	831	863
0	-9	3	60	56	-9	-5	3	60	54	-4	-3	3	590	-547	-2	-1	3	128	123	-1	1	3	129	139
-8	-8	3	166	-170	-8	-5	3	208	205	-3	-3	3	674	-634	-1	-1	3	128	134	0	1	3	399	403
-7	-8	3	282	-283	-7	-5	3	226	227	-2	-3	3	791	-754	0	-1	3	539	510	1	1	3	292	297
-6	-8	3	165	-167	-6	-5	3	306	309	-1	-3	3	365	-348	1	-1	3	842	848	2	1	3	104	-107
-5	-8	3	177	-171	-5	-5	3	490	481	0	-3	3	707	-647	2	-1	3	769	787	3	1	3	96	100

OBSERVED AND CALCULATED STRUCTURE FACTORS

PAGE 6

4	1	3	357	-378	5	3	3	176	-196	9	5	3	149	151	4	8	3	159	-129	1	-8	4	80	-78
5	1	3	263	-289	6	3	3	258	-274	10	5	3	60	54	5	8	3	42	-38	-9	-7	4	145	141
6	1	3	184	-189	7	3	3	223	222	-5	6	3	128	-138	6	8	3	213	-216	-8	-7	4	170	165
7	1	3	390	-396	8	3	3	152	158	-4	6	3	235	-244	7	8	3	238	-253	-7	-7	4	266	262
8	1	3	232	-220	9	3	3	164	164	-3	6	3	218	-218	8	8	3	226	-239	-6	-7	4	290	277
9	1	3	218	-207	10	3	3	269	248	-2	6	3	165	-172	9	8	3	209	-218	-5	-7	4	218	212
-8	2	3	98	97	-5	4	3	145	-146	-1	6	3	169	-167	-1	9	3	180	185	-4	-7	4	342	331
-7	2	3	82	78	-4	4	3	88	-92	0	6	3	139	135	0	9	3	93	101	-3	-7	4	103	98
-6	2	3	304	305	-3	4	3	466	-466	1	6	3	230	220	1	9	3	40	43	-2	-7	4	168	-162
-5	2	3	317	316	-2	4	3	335	-321	2	6	3	597	538	2	9	3	265	-258	-1	-7	4	260	-252
-4	2	3	462	479	-1	4	3	537	-510	3	6	3	853	759	3	9	3	244	-222	0	-7	4	355	-340
-3	2	3	716	724	0	4	3	663	-621	4	6	3	701	650	4	9	3	321	-305	1	-7	4	302	-304
-2	2	3	188	188	1	4	3	233	-218	5	6	3	417	417	5	9	3	370	-350	2	-7	4	306	-311
-1	2	3	337	342	2	4	3	716	-648	6	6	3	188	205	6	9	3	174	-172	3	-7	4	173	-179
0	2	3	56	-54	3	4	3	232	-205	7	6	3	125	136	7	9	3	213	-220	-9	-6	4	116	121
1	2	3	476	-462	4	4	3	159	-148	9	6	3	118	-115	8	9	3	86	-89	-8	-6	4	206	199
2	2	3	843	-804	5	4	3	36	-33	10	6	3	100	-102	2	10	3	234	-242	-7	-6	4	89	91
3	2	3	1171	-1209	6	4	3	215	231	-3	7	3	83	76	3	10	3	327	-312	-6	-6	4	207	211
4	2	3	521	-531	7	4	3	160	172	-2	7	3	116	99	4	10	3	240	-222	-5	-6	4	82	78
5	2	3	572	-623	8	4	3	355	362	-1	7	3	243	230	5	10	3	284	-271	-4	-6	4	81	-80
6	2	3	248	-265	9	4	3	270	271	0	7	3	209	194	6	10	3	126	-135	-3	-6	4	45	-37
7	2	3	94	-96	10	4	3	242	222	1	7	3	421	395	7	10	3	38	22	-2	-6	4	512	-485
8	2	3	114	-110	-5	5	3	232	-238	2	7	3	402	362	-7	-9	4	38	-40	-1	-6	4	217	-212
9	2	3	80	74	-4	5	3	356	-365	3	7	3	334	301	-6	-9	4	52	60	0	-6	4	260	-241
-7	3	3	81	73	-3	5	3	337	-338	4	7	3	353	328	-5	-9	4	60	65	1	-6	4	414	-400
-6	3	3	78	76	-2	5	3	574	-575	6	7	3	155	139	-4	-9	4	122	133	2	-6	4	197	-198
-5	3	3	283	286	-1	5	3	162	-153	7	7	3	61	-42	-3	-9	4	210	222	3	-6	4	192	-190
-4	3	3	26	-22	0	5	3	45	-51	8	7	3	241	-244	-2	-9	4	203	205	-9	-5	4	87	86
-3	3	3	163	168	1	5	3	135	-131	9	7	3	215	-215	-1	-9	4	236	238	-8	-5	4	58	-49
-2	3	3	88	88	2	5	3	413	381	10	7	3	253	-253	-8	-8	4	158	152	-7	-5	4	108	-104
-1	3	3	413	-398	3	5	3	236	205	-2	8	3	203	204	-7	-8	4	260	259	-6	-5	4	261	-256
0	3	3	133	-143	4	5	3	463	447	-1	8	3	173	177	-6	-8	4	254	254	-5	-5	4	249	-242
1	3	3	659	-627	5	5	3	430	447	0	8	3	242	236	-5	-8	4	344	337	-4	-5	4	419	-408
2	3	3	717	-696	6	5	3	216	229	1	8	3	88	89	-4	-8	4	265	261	-3	-5	4	519	-500
3	3	3	782	-780	7	5	3	295	318	2	8	3	149	145	-3	-8	4	260	253	-2	-5	4	302	-296
4	3	3	380	-419	8	5	3	173	177	3	8	3	49	18	-2	-8	4	191	185	-1	-5	4	516	-488

OBSERVED AND CALCULATED STRUCTURE FACTORS

PAGE 7

H	K	L	10FO	10FC	H	K	L	10FO	10FC	H	K	L	10FO	10FC	H	K	L	10FO	10FC
0	-5	4	367	-354	5	-3	4	93	96	-6	0	4	272	265	-2	2	4	245	-258
1	-5	4	286	-276	6	-3	4	63	-62	-5	0	4	565	564	-1	2	4	578	-579
2	-5	4	194	-196	7	-3	4	76	-76	-4	0	4	827	816	0	2	4	207	-217
3	-5	4	96	93	-9	-2	4	83	-78	-3	0	4	384	383	1	2	4	862	-859
4	-5	4	120	129	-8	-2	4	130	-126	-2	0	4	204	203	2	2	4	232	-217
5	-5	4	173	170	-4	-2	4	296	301	-1	0	4	163	-173	3	2	4	53	-67
-9	-4	4	48	-40	-3	-2	4	186	187	0	0	4	420	-427	4	2	4	50	51
-8	-4	4	160	-155	-2	-2	4	480	472	1	0	4	825	-831	5	2	4	256	269
-7	-4	4	245	-251	-1	-2	4	573	545	2	0	4	798	-822	6	2	4	217	222
-6	-4	4	343	-340	0	-2	4	264	265	3	0	4	485	-490	7	2	4	428	446
-5	-4	4	621	-593	1	-2	4	592	596	4	0	4	617	-640	8	2	4	220	230
-4	-4	4	394	-382	2	-2	4	337	322	5	0	4	102	-112	9	2	4	213	205
-3	-4	4	487	-465	3	-2	4	216	227	6	0	4	174	-175	-7	3	4	56	-55
-2	-4	4	105	-106	5	-2	4	255	-272	7	0	4	241	-240	-6	3	4	295	-297
-1	-4	4	184	167	6	-2	4	160	-167	-8	1	4	86	78	-5	3	4	317	-324
0	-4	4	145	138	7	-2	4	276	-273	-7	1	4	117	117	-4	3	4	369	-373
1	-4	4	438	429	-9	-1	4	81	-81	-6	1	4	227	227	-3	3	4	535	-544
2	-4	4	322	313	-8	-1	4	105	98	-4	1	4	157	167	-2	2	4	84	-85
3	-4	4	320	324	-7	-1	4	145	135	-3	1	4	492	-483	-1	3	4	213	-206
4	-4	4	255	263	-6	-1	4	336	332	-2	1	4	447	-460	0	3	4	70	67
5	-4	4	136	138	-5	-1	4	386	388	-1	1	4	283	-295	1	3	4	404	400
6	-4	4	179	182	-4	-1	4	445	446	0	1	4	902	-931	2	3	4	380	357
-9	-3	4	207	-197	-3	-1	4	598	604	1	1	4	646	-656	3	3	4	475	462
-8	-3	4	179	-171	-2	-1	4	269	267	2	1	4	1066	-1100	4	3	4	223	246
-7	-3	4	278	-274	-1	-1	4	373	372	3	1	4	430	-441	5	3	4	369	369
-6	-3	4	407	-395	0	-1	4	206	212	4	1	4	188	-189	6	3	4	279	300
-5	-3	4	354	-347	1	-1	4	165	167	5	1	4	155	-166	7	3	4	192	204
-4	-3	4	249	-240	2	-1	4	148	141	6	1	4	315	337	8	3	4	225	231
-3	-3	4	55	53	3	-1	4	324	-330	7	1	4	177	188	9	3	4	94	87
-2	-3	4	99	100	4	-1	4	247	-261	8	1	4	342	334	-6	4	4	182	-187
-1	-3	4	665	620	5	-1	4	258	-269	9	1	4	298	283	-5	4	4	305	-308
0	-3	4	793	761	6	-1	4	247	-257	-7	2	4	63	-58	-4	4	4	238	-240
1	-3	4	552	535	7	-1	4	195	-193	-6	2	4	104	-102	-3	4	4	301	-306
2	-3	4	791	772	8	-1	4	235	-226	-5	2	4	47	-46	-2	4	4	135	-138
3	-3	4	429	430	-8	0	4	133	126	-4	2	4	462	-460	-1	4	4	330	319
4	-3	4	200	202	-7	0	4	290	283	-3	2	4	118	-111	0	4	4	173	173

OBSERVED AND CALCULATED STRUCTURE FACTORS

PAGE 8

6	6	4	4	257	-268	7	9	4	230	229	-2	-6	5	244	243	-6	-3	5	397	381	1	-1	5	1043	-1022
7	6	4	4	370	-374	8	9	4	178	191	-1	-6	5	89	89	-5	-3	5	438	421	2	-1	5	380	-383
8	6	4	4	264	-273	2	10	4	119	121	0	-6	5	321	310	-4	-3	5	395	395	3	-1	5	224	-216
9	6	4	4	171	-176	3	10	4	114	116	1	-6	5	200	198	-3	-3	5	337	336	5	-1	5	332	349
10	6	4	4	141	-131	4	10	4	178	166	2	-6	5	269	261	-2	-3	5	302	293	6	-1	5	68	61
-3	7	4	4	227	230	5	10	4	248	231	3	-6	5	211	221	0	-3	5	66	74	7	-1	5	283	277
-2	7	4	4	130	134	6	10	4	127	130	-9	-5	5	123	-120	1	-3	5	31	-15	8	-1	5	211	203
-1	7	4	4	51	40	7	10	4	213	215	-8	-5	5	203	-198	2	-3	5	326	-311	-8	0	5	74	-68
0	7	4	4	74	-57	-6	-9	5	161	166	-7	-5	5	207	-207	3	-3	5	231	-243	-6	0	5	51	49
1	7	4	4	356	-347	-5	-9	5	173	176	-6	-5	5	217	-223	4	-3	5	317	-328	-5	0	5	257	-256
2	7	4	4	265	-242	-2	-9	5	96	-96	-5	-5	5	180	-172	5	-3	5	338	-349	-4	0	5	175	-171
3	7	4	4	466	-430	-7	-8	5	97	96	-3	-5	5	94	89	6	-3	5	252	-257	-3	0	5	351	-349
4	7	4	4	263	-245	-5	-8	5	44	-49	-2	-5	5	305	300	-9	-2	5	148	141	-2	0	5	411	-417
5	7	4	4	67	-47	-4	-8	5	78	-80	-1	-5	5	340	325	-8	-2	5	216	208	-1	0	5	312	-320
6	7	4	4	297	-310	-3	-8	5	312	-314	0	-5	5	416	387	-7	-2	5	259	250	0	0	5	595	-592
7	7	4	4	87	-83	-2	-8	5	243	-245	1	-5	5	521	494	-6	-2	5	438	434	1	0	5	166	-169
8	7	4	4	71	-58	-1	-8	5	292	-288	2	-5	5	253	250	-5	-2	5	256	259	2	0	5	168	-166
9	7	4	4	50	-16	0	-8	5	277	-275	3	-5	5	114	107	-4	-2	5	193	199	3	0	5	224	213
-2	8	4	4	36	33	-8	-7	5	80	-79	5	-5	5	50	-48	-3	-2	5	56	47	4	0	5	270	273
-1	8	4	4	136	-140	-7	-7	5	143	-140	-9	-4	5	103	-98	-2	-2	5	403	-400	5	0	5	161	159
0	8	4	4	187	-182	-6	-7	5	114	-112	-7	-4	5	104	-100	-1	-2	5	388	-373	6	0	5	424	436
1	8	4	4	355	-350	-5	-7	5	249	-257	-6	-4	5	27	-22	0	-2	5	498	-508	7	0	5	292	294
2	8	4	4	503	-482	-4	-7	5	321	-330	-5	-4	5	150	157	1	-2	5	451	-437	8	0	5	247	231
3	8	4	4	345	-324	-3	-7	5	329	-335	-4	-4	5	215	210	2	-2	5	450	-434	-8	1	5	122	-114
4	8	4	4	450	-421	-2	-7	5	320	-329	-3	-4	5	452	451	3	-2	5	429	-432	-7	1	5	335	-326
5	8	4	4	232	-217	-1	-7	5	193	-189	-2	-4	5	465	449	4	-2	5	73	-78	-6	1	5	298	-300
6	8	4	4	69	-55	0	-7	5	186	-179	-1	-4	5	592	565	5	-2	5	153	-156	-5	1	5	583	-593
7	8	4	4	52	49	1	-7	5	66	-68	0	-4	5	525	506	6	-2	5	68	-68	-4	1	5	485	-491
8	8	4	4	215	224	2	-7	5	68	66	1	-4	5	295	280	-8	-1	5	131	127	-3	1	5	94	86
9	8	4	4	151	164	-9	-6	5	156	-147	2	-4	5	204	208	-7	-1	5	152	148	-2	1	5	341	-336
0	9	4	4	243	-245	-8	-6	5	198	-196	3	-4	5	79	-81	-5	-1	5	208	202	-1	1	5	166	148
1	9	4	4	181	-187	-7	-6	5	279	-276	4	-4	5	126	-124	-4	-1	5	225	-225	0	1	5	163	163
2	9	4	4	166	-164	-6	-6	5	326	-327	5	-4	5	144	-139	-3	-1	5	279	-278	1	1	5	254	245
3	9	4	4	169	-155	-5	-6	5	199	-204	-9	-3	5	81	76	-2	-1	5	434	-441	2	1	5	454	456
4	9	4	4	51	40	-4	-6	5	309	-302	-8	-3	5	130	123	-1	-1	5	751	-771	3	1	5	324	327
6	9	4	4	217	215	-3	-6	5	127	127	-7	-3	5	287	276	0	-1	5	585	-591	4	1	5	503	513

OBSERVED AND CALCULATED STRUCTURE FACTORS

PAGE 9

H	K	L	10FO	10FC	H	K	L	10FO	10FC	H	K	L	10FO	10FC	H	K	L	10FO	10FC	H	K	L	10FO	10FC
5	1	5	281	288	-6	4	5	130	132	8	6	5	152	162	-6	-8	6	139	-149	-8	-4	6	178	170
6	1	5	419	433	-5	4	5	212	206	9	6	5	182	189	-5	-8	6	187	-189	-7	-4	6	300	292
7	1	5	267	274	-4	4	5	208	207	-3	7	5	156	-159	-2	-8	6	57	57	-6	-4	6	154	156
8	1	5	34	30	-3	4	5	306	307	-2	7	5	117	-123	-1	-8	6	179	180	-5	-4	6	148	147
-7	2	5	150	-145	-2	4	5	204	202	-1	7	5	292	-295	-7	-7	6	120	-122	-4	-4	6	47	-52
-6	2	5	293	-287	-1	4	5	200	200	0	7	5	169	-161	-6	-7	6	80	-78	-3	-4	6	215	-216
-5	2	5	116	-114	0	4	5	317	323	1	7	5	239	-245	-4	-7	6	144	142	-2	-4	6	267	-265
-4	2	5	113	-118	3	4	5	75	-76	2	7	5	99	-92	-3	-7	6	333	335	-1	-4	6	490	-482
-3	2	5	40	38	4	4	5	353	-354	3	7	5	196	182	-2	-7	6	260	254	0	-4	6	331	-315
-2	2	5	333	342	5	4	5	314	-318	4	7	5	143	-103	-1	-7	6	298	290	1	-4	6	418	-404
-1	2	5	264	274	6	4	5	423	-437	5	7	5	302	288	0	-7	6	309	299	2	-4	6	268	-258
0	2	5	932	928	7	4	5	339	-355	6	7	5	345	337	1	-7	6	143	135	3	-4	6	72	-63
1	2	5	932	929	8	4	5	282	-283	7	7	5	280	283	-8	-6	6	51	-48	4	-4	6	204	-208
2	2	5	591	574	9	4	5	151	-148	8	7	5	349	367	-6	-6	6	72	77	5	-4	6	37	-39
3	2	5	467	478	-5	5	5	194	200	9	7	5	143	147	-5	-6	6	231	231	-8	-3	6	173	160
4	2	5	165	157	-4	5	5	258	262	-2	8	5	88	-89	-4	-6	6	355	360	-7	-3	6	116	116
5	2	5	80	85	-1	5	5	157	-156	0	8	5	35	-35	-3	-6	6	210	218	-6	-3	6	83	84
6	2	5	131	-130	0	5	5	365	-365	1	8	5	114	109	-2	-6	6	304	300	-5	-3	6	159	-161
7	2	5	123	-126	1	5	5	301	-303	2	8	5	54	54	-1	-6	6	255	246	-4	-3	6	208	-209
8	2	5	107	-109	2	5	5	554	-527	3	8	5	159	165	0	-6	6	162	155	-3	-3	6	468	-473
9	2	5	158	-151	3	5	5	387	-376	4	8	5	191	184	1	-6	6	103	97	-2	-3	6	596	-598
-7	3	5	58	-56	4	5	5	253	-251	5	8	5	228	221	2	-6	6	93	-98	-1	-3	6	449	-457
-5	3	5	45	-43	5	5	5	314	-319	6	8	5	374	363	3	-6	6	111	-114	0	-3	6	672	-638
-4	3	5	168	170	6	5	5	131	-136	7	8	5	148	153	-8	-5	6	175	171	1	-3	6	242	-240
-3	3	5	137	135	7	5	5	131	-138	8	8	5	115	124	-7	-5	6	194	193	2	-3	6	153	-147
-2	3	5	323	333	9	5	5	52	54	9	8	5	82	83	-6	-5	6	239	245	4	-3	6	205	202
-1	3	5	546	571	-4	6	5	33	23	0	9	5	224	237	-5	-5	6	252	258	5	-3	6	100	106
0	3	5	432	428	-2	6	5	206	-206	1	9	5	221	237	-4	-5	6	227	233	6	-3	6	220	217
1	3	5	650	671	-1	6	5	181	-182	2	9	5	296	308	-3	-5	6	140	153	-7	-2	6	136	-131
2	3	5	134	153	0	6	5	540	-537	3	9	5	220	227	-2	-5	6	212	206	-6	-2	6	228	-223
3	3	5	39	42	1	6	5	624	-605	4	9	5	235	225	-1	-5	6	196	193	-5	-2	6	118	-118
5	3	5	390	-391	2	6	5	462	-449	5	9	5	119	108	0	-5	6	42	-34	-4	-2	6	393	-397
6	3	5	301	-318	3	6	5	488	-457	8	9	5	81	-96	1	-5	6	173	-165	-3	-2	6	315	-318
7	3	5	324	-335	5	6	5	50	-49	3	10	5	179	180	2	-5	6	225	-229	-2	-2	6	225	-236
8	3	5	322	-325	6	6	5	122	127	5	10	5	66	-48	3	-5	6	271	-268	-1	-2	6	279	-292
9	3	5	158	-153	7	6	5	285	290	6	10	5	127	-123	4	-5	6	248	-250	0	-2	6	194	-178

OBSERVED AND CALCULATED STRUCTURE FACTORS

H	K	L	10FO	10FC	H	K	L	10FO	10FC	H	K	L	10FO	10FC	H	K	L	10FO	10FC	H	K	L	10FO	10FC
1	-2	6	25	-34	7	0	6	117	-112	-2	3	6	271	-270	9	5	6	130	131	3	9	6	88	-95
2	-2	6	322	305	8	0	6	131	-125	-1	3	6	306	-299	-4	6	6	120	-113	4	9	6	254	-252
3	-2	6	269	274	-7	1	6	60	-59	0	3	6	477	-479	-1	6	6	38	-45	5	9	6	262	-252
4	-2	6	367	371	-5	1	6	364	358	1	3	6	498	-495	0	6	6	143	144	6	9	6	252	-254
5	-2	6	393	402	-4	1	6	168	168	2	3	6	182	-178	1	6	6	86	79	7	9	6	217	-223
6	-2	6	221	220	-3	1	6	422	427	3	3	6	408	-407	2	6	6	411	414	4	10	6	112	-115
7	-2	6	219	212	-2	1	6	557	576	4	3	6	265	-259	3	6	6	213	208	5	10	6	173	-164
8	-1	6	238	-223	-1	1	6	407	409	5	3	6	167	-173	4	6	6	267	266	-5	-8	7	181	189
-7	-1	6	141	-142	0	1	6	715	734	6	3	6	189	-189	-4	-8	7	504	489	-4	-8	7	209	218
-6	-1	6	341	-334	1	1	6	172	182	7	3	6	31	-24	5	6	6	160	151	-3	-8	7	250	256
-5	-1	6	227	-229	2	1	6	62	58	9	3	6	105	103	7	6	6	196	202	-2	-8	7	152	150
-4	-1	6	54	-54	3	1	6	147	-132	-5	4	6	84	84	8	6	6	68	64	-6	-7	7	181	192
-3	-1	6	243	-228	4	1	6	360	-373	-3	4	6	270	-261	9	6	6	32	-36	-5	-7	7	218	229
-2	-1	6	86	126	5	1	6	343	-353	-2	4	6	199	-194	-2	7	6	159	165	-4	-7	7	102	110
-1	-1	6	120	-122	6	1	6	517	-525	-1	4	6	595	-589	-1	7	6	262	262	-3	-7	7	103	113
0	-1	6	155	151	7	1	6	307	-310	0	4	6	516	-509	0	7	6	290	293	-2	-7	7	75	78
1	-1	6	307	306	8	1	6	171	-169	1	4	6	302	-312	1	7	6	360	360	-1	-7	7	82	-82
2	-1	6	325	316	-7	2	6	126	121	2	4	6	467	-468	2	7	6	102	99	0	-7	7	118	-118
3	-1	6	477	479	-6	2	6	182	176	5	4	6	169	164	3	7	6	129	137	-7	-6	7	85	90
4	-1	6	117	116	-5	2	6	165	157	6	4	6	222	229	4	7	6	91	89	-6	-6	7	79	78
5	-1	6	363	365	-4	2	6	115	112	7	4	6	162	166	5	7	6	67	29	-5	-6	7	145	-143
6	-1	6	209	212	-3	2	6	150	141	8	4	6	234	242	6	7	6	74	37	-4	-6	7	241	-244
-8	0	6	146	-133	-2	2	6	303	306	9	4	6	69	76	7	7	6	134	-127	-3	-6	7	200	-210
-7	0	6	268	-258	-1	2	6	276	279	-5	5	6	143	-148	8	7	6	70	-41	-2	-6	7	292	-287
-6	0	6	180	-175	0	2	6	71	67	-4	5	6	187	-197	9	7	6	99	-98	-1	-6	7	224	-225
-5	0	6	223	-219	1	2	6	71	-68	-3	5	6	175	-177	-1	8	6	272	265	0	-6	7	301	-294
-4	0	6	142	146	2	2	6	203	-210	-2	5	6	331	-338	0	8	6	280	276	1	-6	7	187	-186
-3	0	6	319	323	3	2	6	374	-370	-1	5	6	240	-246	1	8	6	216	224	2	-6	7	116	-120
-2	0	6	307	310	4	2	6	395	-390	0	5	6	408	-409	2	8	6	208	209	-7	-5	7	45	44
-1	0	6	806	833	5	2	6	469	-471	1	5	6	151	-155	3	8	6	77	75	-6	-5	7	90	-90
0	0	6	609	610	6	2	6	303	-317	2	5	6	45	52	4	8	6	50	41	-5	-5	7	164	-155
1	0	6	545	539	7	2	6	194	-202	4	5	6	475	471	5	8	6	259	-255	-4	-5	7	190	-197
2	0	6	388	394	8	2	6	83	-89	5	5	6	358	360	6	8	6	266	-255	-3	-5	7	219	-214
3	0	6	56	48	-6	3	6	200	195	6	5	6	428	428	7	8	6	205	-217	-2	-5	7	313	-310
4	0	6	98	103	-5	3	6	173	166	7	5	6	423	440	8	8	6	216	-226	-1	-5	7	317	-307
5	0	6	55	53	-4	3	6	42	29	8	5	6	158	157	2	9	6	72	-78	0	-5	7	123	-127

OBSERVED AND CALCULATED STRUCTURE FACTORS

H	K	L	10FO	10FC	H	K	L	10FO	10FC	H	K	L	10FO	10FC	H	K	L	10FO	10FC	H	K	L	10FO	10FC
1	-5	7	67	-60	1	-2	7	197	201	-6	1	7	146	147	4	3	7	320	323	2	6	7	75	-86
2	-5	7	88	83	2	-2	7	107	97	-3	1	7	211	-209	5	3	7	420	416	4	6	7	361	-368
3	-5	7	133	125	3	-2	7	66	62	-2	1	7	131	-130	6	3	7	322	329	5	6	7	260	-255
-8	-4	7	73	-73	4	-2	7	91	-89	-1	1	7	370	-380	7	3	7	163	154	6	6	7	245	-253
-7	-4	7	111	-114	6	-2	7	131	-129	0	1	7	361	-367	8	3	7	82	85	7	6	7	244	-250
-6	-4	7	161	-159	-8	-1	7	36	-40	1	1	7	271	-267	-5	4	7	148	-144	8	6	7	55	-57
-5	-4	7	323	-328	-6	-1	7	166	163	2	1	7	460	-476	-3	4	7	94	-92	-2	7	7	67	58
-4	-4	7	268	-278	-5	-1	7	116	118	3	1	7	254	-250	-2	4	7	45	-40	-1	7	7	102	109
-3	-4	7	386	-389	-4	-1	7	432	435	4	1	7	439	-437	-1	4	7	88	93	0	7	7	56	-55
-2	-4	7	285	-291	-3	-1	7	341	349	5	1	7	228	-226	1	4	7	280	292	1	7	7	172	-176
-1	-4	7	171	-173	-2	-1	7	346	362	8	1	7	148	146	2	4	7	178	190	2	7	7	134	-119
1	-4	7	257	248	-1	-1	7	582	587	-6	2	7	51	-57	3	4	7	374	377	3	7	7	253	-251
2	-4	7	144	134	0	-1	7	146	150	-5	2	7	130	-132	4	4	7	462	465	4	7	7	378	-365
3	-4	7	311	290	1	-1	7	34	38	-4	2	7	217	-217	5	4	7	223	214	5	7	7	353	-342
4	-4	7	284	281	2	-1	7	263	-256	-3	2	7	299	-296	6	4	7	314	317	6	7	7	248	-255
-8	-3	7	161	-153	3	-1	7	330	-325	-2	2	7	572	-577	7	4	7	42	33	7	7	7	160	-164
-7	-3	7	276	-267	4	-1	7	248	-250	-1	2	7	499	-496	8	4	7	33	-40	8	7	7	85	-87
-6	-3	7	110	-114	5	-1	7	368	-360	0	2	7	358	-366	9	4	7	82	-80	-1	8	7	115	-119
-5	-3	7	120	-123	6	-1	7	196	-196	1	2	7	267	-268	-4	5	7	35	47	0	8	7	37	-36
-4	-3	7	125	-126	7	-1	7	154	-149	2	2	7	86	93	-3	5	7	217	223	1	8	7	115	-123
-3	-3	7	135	127	-7	0	7	61	57	3	2	7	49	48	-2	5	7	209	212	2	8	7	89	-95
-1	-3	7	210	210	-6	0	7	192	181	4	2	7	271	262	0	5	7	335	340	3	8	7	197	-202
0	-3	7	262	260	-5	0	7	143	136	5	2	7	299	303	-1	5	7	324	316	4	8	7	256	-250
1	-3	7	336	332	-4	0	7	130	130	6	2	7	193	191	1	5	7	189	191	5	8	7	100	-99
2	-3	7	388	381	-3	0	7	309	317	7	2	7	219	226	2	5	7	330	334	6	8	7	109	-104
3	-3	7	259	259	-2	0	7	121	126	8	2	7	89	94	4	5	7	138	143	8	8	7	39	50
4	-3	7	374	374	-1	0	7	83	80	-6	3	7	115	-111	5	5	7	84	83	1	9	7	101	-112
5	-3	7	123	128	0	0	7	69	-68	-5	3	7	79	-81	6	5	7	166	-171	2	9	7	128	-138
-8	-2	7	168	-159	1	0	7	323	-319	-4	3	7	211	-211	7	5	7	45	-52	4	9	7	88	86
-6	-2	7	92	-93	2	0	7	369	-356	-3	3	7	317	-324	8	5	7	165	-163	6	9	7	141	148
-5	-2	7	179	183	3	0	7	284	-280	-2	3	7	248	-249	9	5	7	156	-154	-5	-7	8	193	-197
-4	-2	7	312	316	4	0	7	364	-361	-1	3	7	375	-380	-3	6	7	115	110	-4	-7	8	192	-192
-3	-2	7	319	317	5	0	7	395	-392	0	3	7	113	104	-2	6	7	358	357	-3	-7	8	215	-216
-2	-2	7	473	495	6	0	7	175	-172	1	3	7	41	42	-1	6	7	311	306	-2	-7	8	160	-154
-1	-2	7	335	334	7	0	7	52	-51	2	3	7	119	118	0	6	7	313	314	-1	-7	8	83	-79
0	-2	7	432	425	-7	1	7	280	275	3	3	7	565	554	1	6	7	150	147	-6	-6	8	249	-251

OBSERVED AND CALCULATED STRUCTURE FACTORS

H	K	L	10FO	10FC	H	K	L	10FO	10FC	H	K	L	10FO	10FC	H	K	L	10FO	10FC
-5	-6	8	134	-149	3	-3	8	279	-268	2	0	8	39	41	1	3	8	358	359
-4	-6	8	172	-172	4	-3	8	218	-214	3	0	8	57	42	2	3	8	34	-40
-3	-6	8	129	-138	5	-3	8	135	-132	4	0	8	151	149	3	3	8	194	198
-2	-6	8	72	-78	-7	-2	8	152	148	5	0	8	192	181	4	3	8	55	46
-1	-6	8	48	47	-6	-2	8	128	131	6	0	8	163	163	5	3	8	106	-109
0	-6	8	159	147	-5	-2	8	145	146	7	0	8	121	124	7	3	8	215	-218
1	-6	8	130	125	-4	-2	8	176	183	-6	1	8	120	-123	8	3	8	154	-150
-7	-5	8	60	-68	-2	-2	8	82	77	-5	1	8	219	-216	-4	4	8	150	141
-6	-5	8	59	-68	-1	-2	8	154	-149	-4	1	8	260	-267	-3	4	8	317	315
-3	-5	8	51	-46	0	-2	8	334	-336	-3	1	8	243	-245	-2	4	8	206	206
-2	-5	8	146	143	1	-2	8	344	-337	-2	1	8	290	-289	-1	4	8	190	190
-1	-5	8	165	163	2	-2	8	430	-425	-1	1	8	46	45	0	4	8	42	44
0	-5	8	302	299	3	-2	8	339	-337	1	1	8	282	278	2	4	8	129	-126
1	-5	8	270	257	4	-2	8	298	-289	2	1	8	389	389	3	4	8	364	-366
2	-5	8	203	202	5	-2	8	136	-136	3	1	8	319	316	4	4	8	135	-131
3	-5	8	246	247	-7	-1	8	38	36	4	1	8	574	565	5	4	8	286	-287
-7	-4	8	54	-52	-6	-1	8	48	48	5	1	8	276	275	6	4	8	248	-246
-6	-4	8	146	145	-5	-1	8	59	-55	6	1	8	161	156	7	4	8	37	-46
-5	-4	8	146	144	-4	-1	8	137	-121	7	1	8	68	67	8	4	8	135	-140
-4	-4	8	200	201	-3	-1	8	30	24	-6	2	8	48	-35	-4	5	8	119	121
-3	-4	8	360	365	-2	-1	8	237	-241	-4	2	8	150	-147	-3	5	8	125	130
-2	-4	8	248	252	-1	-1	8	219	-219	-1	2	8	98	103	-2	5	8	167	167
-1	-4	8	302	298	0	-1	8	253	-253	0	2	8	353	356	0	5	8	42	-47
0	-4	8	110	109	1	-1	8	370	-366	1	2	8	199	208	1	5	8	239	-245
1	-4	8	75	70	2	-1	8	121	-117	2	2	8	460	463	2	5	8	303	-308
2	-4	8	76	69	3	-1	8	275	-264	3	2	8	440	432	3	5	8	393	-400
3	-4	8	53	-48	4	-1	8	129	-126	4	2	8	207	199	4	5	8	441	-433
-7	-3	8	97	97	6	-1	8	40	43	5	2	8	169	174	5	5	8	269	-270
-6	-3	8	139	133	-6	0	8	129	-130	6	2	8	44	-41	6	5	8	196	-198
-5	-3	8	359	363	-5	0	8	197	-194	7	2	8	64	-63	8	5	8	44	43
-4	-3	8	261	269	-4	0	8	301	-308	8	2	8	117	-118	-3	6	8	44	-55
-3	-3	8	307	310	-3	0	8	420	-431	-4	3	8	240	236	-2	6	8	106	-110
-2	-3	8	305	310	-2	0	8	369	-368	-3	3	8	181	180	-1	6	8	76	-77
-1	-3	8	98	99	-1	0	8	331	-349	-2	3	8	396	405	0	6	8	261	-270
1	-3	8	150	-138	0	0	8	155	-156	-1	3	8	241	239	1	6	8	135	-143
2	-3	8	158	-140	1	0	8	110	104	0	3	8	117	113	2	6	8	236	-246

-6	-4	9	146	150	1	-1	9	321	311	3	2	9	245	-239	6	5	9	181	174	2	-3	10	196	189
-5	-4	9	211	218	2	-1	9	252	248	4	2	9	336	-331	7	5	9	159	161	3	-3	10	120	114
-4	-4	9	76	84	3	-1	9	350	341	5	2	9	178	-174	-2	6	9	161	-151	-3	-2	10	179	183
-3	-4	9	65	70	4	-1	9	171	167	6	2	9	104	-108	0	6	9	125	131	-2	-2	10	255	255
-2	-4	9	117	-111	5	-1	9	122	119	7	2	9	139	-139	1	6	9	95	102	-1	-2	10	223	227
-1	-4	9	235	-238	-6	0	9	41	-37	-5	3	9	106	105	2	6	9	303	320	0	-2	10	374	369
0	-4	9	213	-207	-5	0	9	118	-118	-4	3	9	140	141	3	6	9	240	247	1	-2	10	234	229
1	-4	9	287	-265	-2	0	9	152	153	-3	3	9	103	96	4	6	9	235	240	2	-2	10	175	170
2	-4	9	238	-231	-1	0	9	311	317	-2	3	9	102	-105	5	6	9	174	179	3	-2	10	88	87
3	-4	9	208	-195	0	0	9	213	213	-1	3	9	69	-80	7	6	9	97	97	4	-2	10	47	-50
-6	-3	9	57	-61	1	0	9	329	322	0	3	9	287	-290	0	7	9	155	156	-5	-1	10	45	36
-5	-3	9	72	-74	2	0	9	252	248	1	3	9	282	-277	1	7	9	207	206	-4	-1	10	145	139
-4	-3	9	80	-82	3	0	9	280	263	2	3	9	389	-387	2	7	9	241	245	-3	-1	10	97	98
-3	-3	9	215	-227	4	0	9	116	115	3	3	9	323	-321	3	7	9	262	262	-2	-1	10	163	187
-2	-3	9	182	-179	5	0	9	61	-61	4	3	9	127	-124	4	7	9	121	121	-1	-1	10	160	158
-1	-3	9	241	-251	6	0	9	52	-54	5	3	9	189	-189	5	7	9	96	103	1	-1	10	194	182
0	-3	9	251	-251	-6	1	9	46	43	6	3	9	52	54	7	7	9	111	-100	3	-1	10	85	-86
1	-3	9	236	-227	-5	1	9	152	156	7	3	9	45	51	2	8	9	146	143	4	-1	10	104	-98
2	-3	9	230	-224	-4	1	9	95	108	-4	4	9	73	-74	4	8	9	61	69	5	-1	10	214	-202
3	-3	9	55	-55	-3	1	9	276	281	-3	4	9	59	-64	5	8	9	87	-95	-5	0	10	167	170
-6	-2	9	190	-184	-2	1	9	147	147	-2	4	9	56	-61	-4	-5	10	141	-144	-4	0	10	181	180
-5	-2	9	259	-267	-1	1	9	197	202	-1	4	9	146	-151	-3	-5	10	131	-129	-3	0	10	137	146
-4	-2	9	215	-218	0	1	9	284	291	0	4	9	150	-161	-2	-5	10	205	-208	-2	0	10	63	-60
-3	-2	9	214	-218	2	1	9	415	407	1	4	9	300	-304	-1	-5	10	171	-176	-1	0	10	31	-38
-2	-2	9	238	-244	3	1	9	65	67	2	4	9	192	-195	0	-5	10	163	-161	0	0	10	210	-202
-1	-2	9	46	-48	4	1	9	120	-124	3	4	9	224	-220	-5	-4	10	145	-140	1	0	10	96	-101
2	-2	9	136	135	6	1	9	234	-234	4	4	9	151	-145	-4	-4	10	163	-169	2	0	10	123	-118
3	-2	9	146	140	7	1	9	141	-140	5	4	9	93	95	-3	-4	10	133	-140	3	0	10	290	-274
4	-2	9	155	151	-5	2	9	193	187	6	4	9	68	65	1	-4	10	87	82	4	0	10	98	-100
5	-2	9	180	175	-4	2	9	262	265	7	4	9	182	182	2	-4	10	103	103	5	0	10	152	-144
-6	-1	9	186	-179	-3	2	9	202	207	-3	5	9	211	-215	-5	-3	10	153	-156	-5	1	10	124	120
-5	-1	9	140	-140	-2	2	9	188	192	-2	5	9	135	-133	-4	-3	10	62	-58	-4	1	10	44	37
-4	-1	9	191	-184	-1	2	9	59	-64	-1	5	9	80	-81	-2	-3	10	79	77	-3	1	10	61	-57
-3	-1	9	180	-174	0	2	9	39	-38	0	5	9	138	-140	-1	-3	10	175	176	-2	1	10	102	-104
-1	-1	9	68	67	1	2	9	211	-214	4	5	9	130	134	0	-3	10	141	129	-1	1	10	288	-290
0	-1	9	325	326	2	2	9	356	-355	5	5	9	139	140	1	-3	10	234	226	0	1	10	136	-141

OBSERVED AND CALCULATED STRUCTURE FACTORS

H	K	L	10FO	10FC	H	K	L	10FO	10FC	H	K	L	10FO	10FC	H	K	L	10FO	10FC
1	1	10	349	-343	5	4	10	43	49	-1	2	11	178	186	-2	-2	12	153	-155
2	1	10	363	-360	6	4	10	71	72	0	2	11	209	214	-1	-2	12	131	-135
3	1	10	122	-116	-1	5	10	209	214	1	2	11	270	266	0	-2	12	96	-98
4	1	10	147	-150	0	5	10	211	215	2	2	11	220	216	0	-1	12	33	37
5	1	10	66	59	1	5	10	239	242	3	2	11	90	91	1	-1	12	92	90
6	1	10	44	43	2	5	10	289	290	4	2	11	122	120	2	-1	12	179	173
-3	2	10	121	-123	3	5	10	140	139	5	2	11	52	45	-2	0	12	144	137
-2	2	10	166	-172	4	5	10	108	104	-1	1	11	154	156	-1	0	12	64	65
-1	2	10	201	-214	5	5	10	65	-71	0	-1	11	272	-271	0	0	12	154	151
0	2	10	297	-302	6	5	10	83	-87	1	3	11	167	174	1	0	12	143	133
1	2	10	219	-211	0	6	10	166	170	2	-1	11	87	-83	2	0	12	67	67
2	2	10	230	-227	1	6	10	122	118	3	-1	11	91	-93	3	0	12	127	121
3	2	10	39	42	2	6	10	37	40	-4	0	11	132	-126	-2	1	12	88	83
4	2	10	108	106	3	6	10	44	38	-3	0	11	139	-145	-1	1	12	144	144
5	2	10	96	91	4	6	10	151	-158	-2	0	11	193	-193	0	1	12	196	192
6	2	10	213	206	5	6	10	81	-83	-1	0	11	146	-143	1	1	12	40	42
-4	3	10	204	-211	6	6	10	212	-207	0	0	11	107	-103	3	1	12	72	-68
-3	3	10	88	-88	1	7	10	44	-27	1	0	11	222	-207	0	4	11	156	165
-2	3	10	62	-49	2	7	10	131	-130	2	0	11	79	75	-1	2	12	106	103
-1	3	10	101	-100	3	7	10	109	-105	3	0	11	81	79	0	2	12	97	94
2	3	10	63	63	4	7	10	70	-74	4	0	11	104	91	1	2	12	82	-82
3	3	10	72	75	5	7	10	119	-122	-4	1	11	61	-62	2	2	12	113	-118
4	3	10	140	142	-3	-4	11	162	156	-3	1	11	81	-83	3	2	12	129	-127
5	3	10	196	192	-2	-4	11	149	152	-2	1	11	57	-65	4	2	12	199	-189
6	3	10	167	160	-1	-4	11	210	206	-1	1	11	44	-54	0	3	12	119	-118
-3	4	10	64	-54	-4	-3	11	100	103	0	1	11	128	-125	1	3	12	57	-60
-2	4	10	73	74	-3	-3	11	146	153	2	1	11	101	101	2	3	12	134	-125
-1	4	10	68	70	-2	-3	11	81	81	3	1	11	145	145	3	3	12	131	-132
0	4	10	170	169	-1	-3	11	110	116	4	1	11	171	167	4	3	12	135	-125
1	4	10	255	257	0	-3	11	121	120	5	1	11	175	163	0	4	12	62	-64
2	4	10	152	154	1	-3	11	63	-57	-3	2	11	90	90	1	4	12	142	-148
3	4	10	212	216	-4	-2	11	70	71	-2	2	11	78	78	3	4	12	40	-31
4	4	10	147	146	-3	-2	11	35	-32	-3	2	11	81	78	3	4	12	40	-31

H	K	L	10FO	10FC	H	K	L	10FO	10FC	H	K	L	10FO	10FC	H	K	L	10FO	10FC					
1	0	0	777	-751	4	2	0	659	-685	7	4	0	264	271	-6	7	0	377	-377	1	9	0	450	447
2	0	0	2593	-2552	5	2	0	576	594	8	4	0	63	68	-5	7	0	374	-362	2	9	0	674	670
3	0	0	424	417	6	2	0	214	231	-8	5	0	199	-212	-4	7	0	900	887	3	9	0	310	-316
4	0	0	829	844	7	2	0	252	-270	-7	5	0	469	-467	-3	7	0	70	-80	4	9	0	167	-166
5	0	0	794	-810	-8	3	0	231	229	-6	5	0	570	577	-2	7	0	910	-916	5	9	0	264	258
6	0	0	64	-40	-7	3	0	159	173	-5	5	0	218	210	-1	7	0	563	569	6	9	0	51	-27
7	0	0	359	368	-6	3	0	332	-321	-4	5	0	1364	-1326	0	7	0	781	764	-7	10	0	137	-141
8	0	0	179	-183	-5	3	0	174	-155	-3	5	0	99	-92	1	7	0	1040	-1068	-6	10	0	462	-462
-8	1	0	318	-328	-4	3	0	504	478	-2	5	0	2082	1999	2	7	0	388	-390	-5	10	0	491	495
-7	1	0	204	-194	-3	3	0	423	-421	-1	5	0	793	-780	3	7	0	680	691	-4	10	0	521	515
-6	1	0	608	625	-2	3	0	1044	-957	0	5	0	901	-855	4	7	0	121	-120	-3	10	0	876	-871
-5	1	0	250	-247	-1	3	0	1400	1343	1	5	0	1344	1329	5	7	0	302	-297	-2	10	0	307	-307
-4	1	0	783	-767	0	3	0	143	128	2	5	0	62	46	6	7	0	361	368	-1	10	0	1169	1168
-3	1	0	1182	1138	1	3	0	1389	-1361	3	5	0	1180	-1165	7	7	0	156	165	0	10	0	72	87
-2	1	0	1977	1832	2	3	0	313	300	4	5	0	498	505	-8	8	0	228	-227	1	10	0	531	-531
-1	1	0	1085	-995	3	3	0	1338	1367	5	5	0	437	434	-7	8	0	167	159	2	10	0	158	162
1	1	0	2093	2144	4	3	0	674	-684	6	5	0	448	-465	-6	8	0	515	506	3	10	0	163	150
2	1	0	1205	-1210	5	3	0	439	-464	7	5	0	141	-142	-5	8	0	480	-472	4	10	0	473	-480
3	1	0	1272	-1338	6	3	0	364	387	-8	6	0	354	361	-4	8	0	396	-394	5	10	0	82	80
4	1	0	684	703	7	3	0	155	165	-7	6	0	297	-296	-3	8	0	677	646	6	10	0	225	232
5	1	0	336	345	8	3	0	218	-227	-6	6	0	586	-583	-1	8	0	881	-882	-7	11	0	250	242
6	1	0	478	-501	-8	4	0	238	-234	-5	6	0	790	769	0	8	0	432	438	-6	11	0	109	-113
7	1	0	83	77	-7	4	0	305	303	-4	6	0	116	114	1	8	0	420	421	-5	11	0	359	-357
8	1	0	241	260	-6	4	0	107	87	-3	6	0	984	-958	2	8	0	619	-632	-4	11	0	683	690
-8	2	0	199	203	-5	4	0	892	-877	-2	6	0	489	494	3	8	0	203	-194	-3	11	0	347	351
-7	2	0	377	-382	-4	4	0	90	-87	-1	6	0	1407	1389	4	8	0	713	718	-2	11	0	845	-835
-6	2	0	286	-294	-3	4	0	1213	1173	0	6	0	998	-1006	5	8	0	155	158	-1	11	0	115	111
-5	2	0	970	969	-2	4	0	912	-883	1	6	0	794	-780	6	8	0	255	-255	0	11	0	556	555
-4	2	0	372	317	-1	4	0	878	-866	2	6	0	929	919	-7	9	0	331	-334	1	11	0	513	-517
-3	2	0	752	-696	0	4	0	1270	1250	3	6	0	228	-221	-6	9	0	211	199	2	11	0	488	-495
-2	2	0	194	-139	1	4	0	579	550	4	6	0	624	-619	-5	9	0	526	523	3	11	0	415	417
-1	2	0	286	258	2	4	0	1241	-1234	5	6	0	420	425	-4	9	0	657	-637	4	11	0	123	118
0	2	0	1252	-1226	3	4	0	355	374	6	6	0	203	202	-3	9	0	618	-622	5	11	0	270	-274
1	2	0	838	825	4	4	0	800	815	7	6	0	288	-301	-2	9	0	807	794	-6	12	0	269	272
2	2	0	1019	1015	5	4	0	538	-548	-8	7	0	69	40	-1	9	0	167	180	-5	12	0	78	-70
3	2	0	772	-782	6	4	0	309	-317	-7	7	0	440	435	0	9	0	790	-785	-4	12	0	238	-247

OBSERVED AND CALCULATED STRUCTURE FACTORS

PAGE 2

-3 12 0	0	542	535	-1-15	1	143	-139	-5-10	1	227	215	-2 -7	1	568	565	-7 -4	1	106	102
-2 12 0	0	87	-97	1-15	1	114	122	-4-10	1	138	132	0 -7	1	220	-223	-6 -4	1	246	257
-1 12 0	0	880	-878	2-15	1	119	-122	-3-10	1	191	-192	1 -7	1	97	81	-5 -4	1	167	-174
0 12 0	0	141	142	-3-14	1	118	-115	-2-10	1	62	-69	2 -7	1	189	-177	-4 -4	1	189	-192
1 12 0	0	465	466	-2-14	1	137	144	-1-10	1	95	-98	4 -7	1	157	148	-3 -4	1	224	217
2 12 0	0	255	-256	-1-14	1	66	61	0-10	1	329	-316	5 -7	1	187	-172	-1 -4	1	356	-334
3 12 0	0	258	-258	0-14	1	111	-115	1-10	1	290	293	6 -7	1	110	-110	0 -4	1	463	-444
4 12 0	0	299	301	1-14	1	202	-194	2-10	1	101	100	-7 -6	1	178	-182	1 -4	1	82	78
-5 13 0	0	248	246	2-14	1	138	132	3-10	1	174	-167	-6 -6	1	196	-203	2 -4	1	342	336
-4 13 0	0	261	-258	3-14	1	90	88	4-10	1	86	-80	-5 -6	1	344	344	3 -4	1	43	-26
-3 13 0	0	335	-328	4-14	1	105	114	6-10	1	75	61	-4 -6	1	57	40	4 -4	1	68	-71
-2 13 0	0	497	486	-4-13	1	155	138	7-10	1	120	117	-3 -6	1	448	-439	5 -4	1	383	371
0 13 0	0	536	-529	-3-13	1	217	-203	-6 -9	1	147	-140	-2 -6	1	333	326	6 -4	1	193	201
2 13 0	0	370	369	-2-13	1	228	-226	-5 -9	1	174	-171	-1 -6	1	486	473	7 -4	1	149	-145
3 13 0	0	83	-86	-1-13	1	219	223	-4 -9	1	84	75	0 -6	1	271	-248	8 -4	1	119	-108
4 13 0	0	118	-120	2-13	1	160	180	-3 -9	1	70	66	1 -6	1	387	-352	-7 -3	1	236	-243
-5 14 0	0	102	-100	3-13	1	105	99	-2 -9	1	144	-145	2 -6	1	361	309	-5 -3	1	204	211
-4 14 0	0	292	297	-5-12	1	141	-133	-1 -9	1	266	-261	3 -6	1	675	-635	-4 -3	1	59	45
-3 14 0	0	112	-119	-4-12	1	107	112	1 -9	1	66	-54	5 -6	1	188	187	-3 -3	1	528	-519
-2 14 0	0	272	-277	-3-12	1	124	115	2 -9	1	165	150	6 -6	1	107	-87	-2 -3	1	68	85
-1 14 0	0	305	307	-2-12	1	425	-418	3 -9	1	235	230	8 -6	1	109	102	-1 -3	1	124	141
1 14 0	0	371	-374	-1-12	1	70	58	5 -9	1	156	-157	-7 -5	1	166	174	0 -3	1	288	274
2 14 0	0	90	87	0-12	1	822	828	6 -9	1	74	-65	-6 -5	1	165	-175	1 -3	1	194	146
3 14 0	0	277	271	2-12	1	335	-322	7 -9	1	139	131	-4 -5	1	379	369	2 -3	1	776	725
-4 15 0	0	54	-70	4-12	1	101	89	-5 -8	1	230	-218	-3 -5	1	193	-191	3 -3	1	231	240
-3 15 0	0	296	287	5-12	1	77	-89	-4 -8	1	112	-104	-2 -5	1	234	-229	4 -3	1	545	-528
-2 15 0	0	118	-113	-5-11	1	84	-90	-3 -8	1	270	267	-1 -5	1	316	309	5 -3	1	154	-158
-1 15 0	0	110	-115	-4-11	1	109	-94	-2 -8	1	189	-173	0 -5	1	163	-129	6 -3	1	86	91
0 15 0	0	282	275	-3-11	1	378	370	-1 -8	1	125	-129	1 -5	1	218	-183	7 -3	1	147	137
2 15 0	0	320	-315	-2-11	1	187	190	0 -8	1	50	42	2 -5	1	332	-332	8 -3	1	127	-123
-2 16 0	0	295	285	-1-11	1	563	-550	3 -8	1	127	133	3 -5	1	265	-265	-8 -2	1	87	98
-1 16 0	0	216	-212	0-11	1	108	113	5 -8	1	97	-94	4 -5	1	148	-123	-7 -2	1	109	-117
0 16 0	0	97	-100	1-11	1	526	519	6 -8	1	81	-74	5 -5	1	437	429	-6 -2	1	299	-323
0-16 1	1	81	80	2-11	1	251	-243	-7 -7	1	115	-105	6 -5	1	297	293	-5 -2	1	351	364
1-16 1	1	110	-124	3-11	1	277	-282	-6 -7	1	181	180	7 -5	1	124	-130	-4 -2	1	455	484
3-16 1	1	116	130	4-11	1	54	-52	-4 -7	1	475	-468	-8 -4	1	123	-121	-3 -2	1	342	-323

OBSERVED AND CALCULATED STRUCTURE FACTORS

-2	-2	1	285	-269	-7	1	1	109	-107	3	3	1	240	-248	-1	6	1	255	-262	-1	9	1	93	-89
-1	-2	1	797	752	-6	1	1	192	-204	4	3	1	75	54	0	6	1	81	-64	0	9	1	104	-98
0	-2	1	732	709	-5	1	1	116	111	5	3	1	178	184	1	6	1	700	693	1	9	1	118	-114
1	-2	1	365	336	-4	1	1	390	-365	6	3	1	93	-98	2	6	1	521	494	2	9	1	94	-96
2	-2	1	1192	-1102	-2	1	1	878	840	7	3	1	158	-178	3	6	1	563	-568	4	9	1	109	114
3	-2	1	318	-303	-1	1	1	1313	-1226	-8	4	1	80	-67	4	6	1	93	89	6	9	1	192	-187
4	-2	1	90	-85	0	1	1	92	-94	-7	4	1	151	-143	5	6	1	332	340	-6	10	1	75	-64
5	-2	1	134	-144	1	1	1	65	-72	-6	4	1	355	340	6	6	1	115	-117	-3	10	1	283	-293
7	-2	1	66	68	2	1	1	63	-73	-5	4	1	225	229	7	6	1	192	-207	-2	10	1	51	-51
8	-2	1	92	81	3	1	1	340	358	-4	4	1	236	-240	-6	7	1	66	-76	0	10	1	48	-53
-8	-1	1	60	-44	4	1	1	134	147	-2	4	1	483	480	-3	7	1	46	-37	1	10	1	103	119
-7	-1	1	123	123	5	1	1	268	-282	-1	4	1	204	171	-2	7	1	97	102	2	10	1	136	140
-6	-1	1	162	-162	6	1	1	90	-86	0	4	1	233	221	-1	7	1	151	141	3	10	1	152	-145
-4	-1	1	832	872	7	1	1	119	135	1	4	1	195	-202	0	7	1	137	-173	4	10	1	70	72
-3	-1	1	311	342	-8	2	1	95	86	2	4	1	532	-540	1	7	1	322	315	5	10	1	168	163
-2	-1	1	933	-927	-6	2	1	85	-66	3	4	1	170	163	2	7	1	596	588	-6	11	1	135	-141
-1	-1	1	46	-51	-5	2	1	387	-381	6	4	1	138	128	3	7	1	133	-144	-5	11	1	86	-87
1	-1	1	859	-806	-4	2	1	564	521	7	4	1	72	83	4	7	1	547	-531	-4	11	1	68	79
2	-1	1	247	-231	-2	2	1	251	229	-7	5	1	113	-102	6	7	1	155	149	-3	11	1	234	-243
3	-1	1	472	-442	-1	2	1	602	-566	-6	5	1	138	143	7	7	1	103	-100	-1	11	1	372	376
4	-1	1	207	-202	1	2	1	320	301	-5	5	1	477	466	-8	8	1	77	-90	0	11	1	120	122
5	-1	1	236	242	2	2	1	94	-95	-4	5	1	71	-52	-7	8	1	98	-109	1	11	1	351	-342
6	-1	1	133	120	3	2	1	144	-144	-3	5	1	85	69	-5	8	1	157	144	2	11	1	146	145
7	-1	1	139	-134	4	2	1	257	258	-2	5	1	361	-371	-4	8	1	72	76	3	11	1	262	262
8	-1	1	77	74	6	2	1	244	-257	-1	5	1	373	-342	-1	8	1	105	112	4	11	1	109	-110
-8	0	1	91	-95	8	2	1	82	75	0	5	1	321	316	0	8	1	75	59	-5	12	1	191	-210
-6	0	1	62	45	-8	3	1	229	-235	1	5	1	639	597	1	8	1	160	-160	-4	12	1	74	67
-4	0	1	201	198	-7	3	1	168	164	2	5	1	709	-695	2	8	1	87	-83	-3	12	1	279	293
-3	0	1	700	685	-6	3	1	333	353	3	5	1	170	-166	3	8	1	93	84	-2	12	1	347	-355
-2	0	1	2055	-1987	-5	3	1	123	-115	4	5	1	525	533	4	8	1	97	-99	-1	12	1	113	119
1	0	1	348	-356	-4	3	1	392	-404	5	5	1	105	102	5	8	1	245	-245	0	12	1	325	323
2	0	1	220	-204	-3	3	1	58	18	7	5	1	99	93	6	8	1	73	72	2	12	1	222	-230
6	0	1	245	258	-2	3	1	554	506	-8	6	1	75	71	-7	9	1	83	-73	3	12	1	215	208
7	0	1	68	-38	-1	3	1	558	497	-5	6	1	183	176	-5	9	1	140	141	4	12	1	115	105
8	0	1	150	-153	0	3	1	45	-38	-3	6	1	275	-258	-4	9	1	108	82	-4	13	1	178	-195
-8	1	1	150	139	1	3	1	178	-177	-2	6	1	103	-105	-3	9	1	82	-87	-2	13	1	133	150

OBSERVED AND CALCULATED STRUCTURE FACTORS

H	K	L	10FO	10FC	H	K	L	10FO	10FC	H	K	L	10FO	10FC	H	K	L	10FO	10FC	H	K	L	10FO	10FC	
0	13	1	132	130	3-13	2	414	-417	443	-435	0	-7	2	1022	1017	4	-5	2	1455	-1411	4	-5	2	1455	-1411
1	13	1	124	122	4-13	2	218	-226	323	324	1	-7	2	817	828	5	-5	2	391	373	5	-5	2	391	373
2	13	1	143	-140	5-13	2	368	370	249	-231	2	-7	2	1370	-1359	6	-5	2	365	350	6	-5	2	365	350
3	13	1	127	-131	-4-12	2	403	399	461	-457	3	-7	2	66	51	7	-5	2	321	-302	7	-5	2	321	-302
-1	14	1	107	115	-3-12	2	202	-197	593	596	4	-7	2	1202	1192	8	-5	2	160	-162	8	-5	2	160	-162
0	14	1	62	-73	-2-12	2	488	-485	801	789	5	-7	2	150	-151	-7	-4	2	285	294	-7	-4	2	285	294
-3	15	1	136	-126	-1-12	2	407	413	920	-910	6	-7	2	399	-396	-6	-4	2	355	-367	-6	-4	2	355	-367
-2	15	1	141	-154	1-12	2	679	-678	205	-206	7	-7	2	340	339	-5	-4	2	475	-483	-5	-4	2	475	-483
0	15	1	127	135	2-12	2	305	310	820	802	-7	-6	2	300	-302	-4	-4	2	1152	1136	-4	-4	2	1152	1136
1	15	1	126	-119	3-12	2	456	449	245	-232	-6	-6	2	279	284	-3	-4	2	352	336	-3	-4	2	352	336
-1	-16	2	248	248	4-12	2	412	-422	446	-442	-5	-6	2	390	396	-2	-4	2	1170	-1126	-2	-4	2	1170	-1126
0	-16	2	145	-158	5-12	2	91	-86	415	417	-4	-6	2	837	-840	-1	-4	2	366	-309	-1	-4	2	366	-309
1	-16	2	146	-135	6-12	2	357	368	67	46	-3	-6	2	59	-43	0	-4	2	871	878	0	-4	2	871	878
2	-16	2	344	327	-5-11	2	416	-417	302	-296	7	-9	2	951	927	1	-4	2	1100	-1049	1	-4	2	1100	-1049
3	-16	2	60	65	-4-11	2	69	58	109	98	-1	-6	2	949	-926	-1	-6	2	302	-325	-1	-6	2	302	-325
-2	-15	2	262	-259	-3-11	2	573	574	231	-239	0	-6	2	1146	-1117	3	-4	2	1201	1167	3	-4	2	1201	1167
-1	-15	2	112	124	-2-11	2	371	-363	557	557	1	-6	2	2310	2271	4	-4	2	211	-215	4	-4	2	211	-215
0	-15	2	426	431	-1-11	2	501	-510	228	-230	2	-6	2	829	825	5	-4	2	1088	-1063	5	-4	2	1088	-1063
1	-15	2	335	-336	0-11	2	754	765	542	-541	3	-6	2	1527	-1497	6	-4	2	325	324	6	-4	2	325	324
3	-15	2	313	316	2-11	2	630	-638	809	793	4	-6	2	168	161	7	-4	2	467	477	7	-4	2	467	477
4	-15	2	94	-86	3-11	2	449	449	483	493	5	-6	2	785	785	8	-4	2	207	-224	8	-4	2	207	-224
5	-15	2	335	-334	4-11	2	459	454	1066	-1062	6	-6	2	269	-277	-8	-3	2	177	-205	-8	-3	2	177	-205
-3	-14	2	317	312	5-11	2	523	-531	217	-218	7	-6	2	358	-360	-7	-3	2	74	61	-7	-3	2	74	61
-2	-14	2	58	68	6-11	2	89	-79	761	758	8	-6	2	238	245	-6	-3	2	425	439	-6	-3	2	425	439
-1	-14	2	287	-293	7-11	2	263	285	259	-248	-8	-5	2	203	225	-5	-3	2	325	-337	-5	-3	2	325	-337
1	-14	2	477	482	-6-10	2	185	186	263	-256	-7	-5	2	223	-224	-4	-3	2	493	-472	-4	-3	2	493	-472
2	-14	2	406	-402	-4-10	2	345	-354	484	484	-6	-5	2	479	-486	-3	-3	2	937	920	-3	-3	2	937	920
3	-14	2	222	-234	-3-10	2	379	377	114	104	-5	-5	2	518	521	-2	-3	2	202	-176	-2	-3	2	202	-176
4	-14	2	221	221	-2-10	2	691	693	251	-255	-4	-5	2	310	297	-1	-3	2	2215	-2078	-1	-3	2	2215	-2078
5	-14	2	56	-53	-1-10	2	888	-881	116	123	-3	-5	2	902	-873	0	-3	2	481	470	0	-3	2	481	470
-4	-13	2	77	-78	0-10	2	137	-143	359	359	-2	-5	2	405	371	1	-3	2	685	638	1	-3	2	685	638
-3	-13	2	86	-100	1-10	2	885	885	278	-276	-1	-5	2	1088	1049	2	-3	2	649	-626	2	-3	2	649	-626
-2	-13	2	301	300	2-10	2	217	-211	78	-87	0	-5	2	1148	-1087	3	-3	2	349	-324	3	-3	2	349	-324
0	-13	2	560	-563	3-10	2	573	-588	734	723	1	-5	2	500	-470	4	-3	2	1145	1113	4	-3	2	1145	1113
1	-13	2	109	127	4-10	2	508	509	584	-577	2	-5	2	1921	1855	5	-3	2	121	-106	5	-3	2	121	-106
2	-13	2	331	327	5-10	2	237	228	1125	-1120	-1	-7	2	68	-60	3	-5	2	545	-535	3	-5	2	545	-535

OBSERVED AND CALCULATED STRUCTURE FACTORS

PAGE 5

7	-3	2	219	213	-7	0	2	424	440	-4	2	2	105	-114	0	4	2	1907	1938	5	6	2	297	301
8	-3	2	303	312	-6	0	2	175	-178	-3	2	2	1181	-1130	1	4	2	803	807	6	6	2	276	279
-8	-2	2	124	136	-5	0	2	966	-978	-2	2	2	982	948	2	4	2	1085	-1133	7	6	2	187	-203
-7	-2	2	315	-345	-4	0	2	1107	1093	-1	2	2	290	295	3	4	2	64	70	-8	7	2	116	114
-6	-2	2	90	80	-3	0	2	1346	1314	0	2	2	1052	-1086	4	4	2	461	481	-7	7	2	401	389
-5	-2	2	496	512	-2	0	2	3036	-2873	1	2	2	308	-291	5	4	2	497	-511	-6	7	2	354	-344
-4	-2	2	628	-640	-1	0	2	313	-319	2	2	2	919	930	6	4	2	226	-231	-5	7	2	321	-318
-3	-2	2	1011	-981	0	0	2	2199	2464	3	2	2	567	-590	7	4	2	293	295	-4	7	2	592	590
-2	-2	2	685	663	1	0	2	157	140	4	2	2	490	-506	-8	5	2	198	-201	-2	7	2	894	-865
-1	-2	2	176	-165	2	0	2	1533	-1573	5	2	2	540	561	-7	5	2	511	-502	-1	7	2	388	391
0	-2	2	957	-928	3	0	2	1214	1197	6	2	2	317	350	-6	5	2	441	421	0	7	2	523	511
1	-2	2	781	735	4	0	2	318	336	7	2	2	290	-309	-5	5	2	185	172	1	7	2	1052	-1052
2	-2	2	1031	1008	5	0	2	714	-722	-8	3	2	114	83	-4	5	2	870	-827	2	7	2	170	-173
3	-2	2	651	-635	7	0	2	351	376	-7	3	2	151	152	-3	5	2	495	493	3	7	2	802	811
4	-2	2	82	-74	8	0	2	199	-217	-6	3	2	235	-214	-2	5	2	1216	1193	5	7	2	395	-404
5	-2	2	911	909	-8	1	2	338	-341	-4	3	2	914	873	-1	5	2	1253	-1256	6	7	2	202	198
6	-2	2	211	-212	-7	1	2	65	-87	-3	3	2	943	-909	0	5	2	656	-676	-7	8	2	138	127
7	-2	2	509	-524	-6	1	2	953	963	-2	3	2	1811	-1691	1	5	2	1327	1348	-6	8	2	440	426
8	-2	2	243	244	-5	1	2	161	-146	-1	3	2	873	865	2	5	2	81	-82	-5	8	2	446	-434
-8	-1	2	324	354	-4	1	2	1520	-1473	0	3	2	907	899	3	5	2	1128	-1151	-4	8	2	523	-509
-7	-1	2	105	91	-3	1	2	1183	1135	1	3	2	1239	-1246	4	5	2	119	121	-3	8	2	533	536
-6	-1	2	767	-826	-2	1	2	738	708	2	3	2	67	61	5	5	2	342	354	-2	8	2	88	94
-5	-1	2	155	156	-1	1	2	1703	-1738	3	3	2	966	998	6	5	2	348	-354	-1	8	2	616	-629
-4	-1	2	826	859	0	1	2	784	839	4	3	2	209	-236	-8	6	2	375	371	0	8	2	478	479
-3	-1	2	1285	-1320	1	1	2	1751	1888	5	3	2	427	-454	-7	6	2	273	-263	1	8	2	551	545
-2	-1	2	603	-585	2	1	2	791	-815	6	3	2	351	364	-6	6	2	405	-416	2	8	2	627	-638
-1	-1	2	2523	2390	3	1	2	1275	-1319	7	3	2	118	121	-5	6	2	671	648	3	8	2	157	-160
0	-1	2	508	-508	4	1	2	771	791	8	3	2	276	-292	-4	6	2	162	175	4	8	2	546	544
1	-1	2	1179	-1151	5	1	2	302	300	-8	4	2	213	-196	-3	6	2	838	-819	6	8	2	307	-302
2	-1	2	693	689	6	1	2	478	-494	-7	4	2	279	267	-2	6	2	662	642	-7	9	2	368	-373
3	-1	2	1022	992	7	1	2	91	100	-6	4	2	111	119	-1	6	2	766	747	-6	9	2	125	126
4	-1	2	695	-710	8	1	2	269	282	-5	4	2	979	-931	0	6	2	1820	-1798	-5	9	2	565	560
6	-1	2	506	514	-8	2	2	173	165	-4	4	2	118	113	1	6	2	120	-138	-4	9	2	550	-529
7	-1	2	285	-284	-7	2	2	189	-177	-3	4	2	1132	1084	2	6	2	967	967	-3	9	2	522	-526
8	-1	2	261	-272	-6	2	2	290	-280	-2	4	2	1160	-1155	3	6	2	211	-214	-2	9	2	876	868
-8	0	2	83	-93	-5	2	2	964	934	-1	4	2	1411	-1361	4	6	2	763	-760	-1	9	2	439	424

OBSERVED AND CALCULATED STRUCTURE FACTORS

PAGE 6

H	K	L	10FO	10FC	H	K	L	10FO	10FC	H	K	L	10FO	10FC	H	K	L	10FO	10FC	H	K	L	10FO	10FC
0	9	2	548	-555	1	12	2	386	386	0-14	3	119	-124	-6	-9	3	66	-67	7	-7	3	57	69	
1	9	2	188	197	2	12	2	195	-197	2-14	3	104	113	-5	-9	3	70	-62	-7	-6	3	139	-144	
2	9	2	275	278	3	12	2	204	-200	3-14	3	56	65	-4	-9	3	242	237	-6	-6	3	154	-145	
3	9	2	537	-538	4	12	2	193	194	5-14	3	115	129	-3	-9	3	272	-271	-5	-6	3	198	188	
4	9	2	115	104	-5	13	2	370	375	-4-13	3	205	200	-2	-9	3	324	-328	-4	-6	3	107	101	
5	9	2	353	353	-4	13	2	206	-203	-3-13	3	197	-200	0	-9	3	215	218	-3	-6	3	72	-67	
6	9	2	139	-138	-3	13	2	365	-360	-2-13	3	81	-78	1	-9	3	141	-143	-2	-6	3	521	507	
-7	10	2	99	-96	-2	13	2	196	199	-1-13	3	283	283	2	-9	3	151	140	-1	-6	3	266	-243	
-6	10	2	448	-443	-1	13	2	168	188	1-13	3	166	-175	3	-9	3	159	166	0	-6	3	1185	-1139	
-5	10	2	470	461	0	13	2	364	-360	3-13	3	114	111	4	-9	3	140	143	1	-6	3	212	200	
-4	10	2	584	585	1	13	2	66	64	-5-12	3	179	-167	5	-9	3	276	-275	2	-6	3	352	304	
-3	10	2	643	-619	2	13	2	315	315	-4-12	3	203	212	6	-9	3	65	-73	3	-6	3	164	-145	
-2	10	2	191	-204	3	13	2	102	-106	-3-12	3	243	235	7	-9	3	81	71	4	-6	3	175	-150	
-1	10	2	681	680	-4	14	2	289	282	-2-12	3	411	-407	-6	-8	3	76	40	5	-6	3	88	81	
0	10	2	90	101	-3	14	2	115	-106	0-12	3	395	389	-5	-8	3	310	-302	6	-6	3	170	-167	
1	10	2	520	-521	-2	14	2	194	-192	2-12	3	237	-237	-3	-8	3	357	347	7	-6	3	143	152	
2	10	2	289	297	-1	14	2	346	339	-6-11	3	246	248	-2	-8	3	224	-215	8	-6	3	98	96	
3	10	2	101	96	0	14	2	102	115	-5-11	3	79	-87	-1	-8	3	406	-393	-8	-5	3	116	106	
4	10	2	419	-415	1	14	2	355	-340	-4-11	3	260	-270	0	-8	3	472	425	-7	-5	3	214	202	
5	10	2	71	54	2	14	2	102	90	-3-11	3	399	385	1	-8	3	586	584	-6	-5	3	193	-188	
-6	11	2	150	-150	-3	15	2	339	333	-2-11	3	90	75	2	-8	3	257	-242	-5	-5	3	152	-134	
-5	11	2	223	-219	-2	15	2	216	-210	-1-11	3	362	-350	3	-8	3	194	-186	-4	-5	3	191	186	
-4	11	2	589	582	-1	15	2	199	-195	0-11	3	139	128	4	-8	3	142	-134	-3	-5	3	105	-105	
-3	11	2	164	172	0	15	2	294	286	1-11	3	212	212	6	-8	3	166	-162	-2	-5	3	219	-194	
-2	11	2	843	-822	0-17	3	165	-168	168	2-11	3	187	-188	-7	-7	3	178	-167	-1	-5	3	244	215	
-1	11	2	303	307	2-17	3	193	203	203	3-11	3	148	-146	-6	-7	3	137	139	0	-5	3	276	-281	
0	11	2	619	623	-2-16	3	133	-126	-126	6-11	3	102	91	-4	-7	3	297	-292	1	-5	3	414	-370	
1	11	2	336	-334	1-16	3	166	-175	-175	7-11	3	87	101	-3	-7	3	354	337	2	-5	3	511	475	
2	11	2	486	-487	3-16	3	80	86	86	-6-10	3	57	-55	-2	-7	3	495	479	3	-5	3	202	191	
3	11	2	239	240	-3-15	3	134	127	127	-5-10	3	336	319	-1	-7	3	362	-328	4	-5	3	128	135	
-6	12	2	338	323	-1-15	3	169	-172	-172	-3-10	3	257	-238	0	-7	3	142	-155	5	-5	3	168	-160	
-5	12	2	233	-231	0-15	3	160	-159	-159	-2-10	3	58	53	1	-7	3	136	120	6	-5	3	101	95	
-4	12	2	152	-143	4-15	3	97	110	110	0-10	3	215	-216	2	-7	3	233	-194	8	-5	3	112	102	
-3	12	2	416	419	-4-14	3	150	-144	-144	1-10	3	58	-64	3	-7	3	112	-118	8	-4	3	115	-116	
-2	12	2	154	170	-3-14	3	147	-141	-141	2-10	3	76	81	4	-7	3	174	-175	-7	-4	3	123	134	
-1	12	2	714	-704	-2-14	3	163	155	155	6-10	3	114	123	5	-7	3	212	-213	-6	-4	3	139	140	

OBSERVED AND CALCULATED STRUCTURE FACTORS

H	K	L	10FO	10FC	H	K	L	10FO	10FC	H	K	L	10FO	10FC	H	K	L	10FO	10FC	H	K	L	10FO	10FC
-5	-4	3	197	-202	7	-2	3	95	-84	-4	1	3	414	-377	5	3	3	114	114	4	6	3	59	76
-4	-4	3	490	-481	8	-2	3	79	73	-3	1	3	65	27	6	3	3	65	80	5	6	3	311	312
-3	-4	3	177	157	-7	-1	3	97	95	-2	1	3	135	-142	7	3	3	137	-141	6	6	3	145	-148
-2	-4	3	374	366	-6	-1	3	153	-157	-1	1	3	124	120	-6	4	3	213	203	7	6	3	113	-111
-1	-4	3	295	295	-5	-1	3	84	-80	1	1	3	106	108	-5	4	3	77	-65	-8	7	3	125	-112
0	-4	3	653	606	-4	-1	3	707	753	2	1	3	86	92	-4	4	3	81	-66	-6	7	3	172	158
1	-4	3	191	-170	-3	-1	3	97	-79	3	1	3	520	535	-3	4	3	383	358	-5	7	3	90	74
2	-4	3	299	312	-2	-1	3	156	-172	5	1	3	367	-394	-2	4	3	113	-79	-3	7	3	156	-151
3	-4	3	60	72	-1	-1	3	216	-217	6	1	3	127	-130	-1	4	3	407	-412	-2	7	3	46	58
5	-4	3	146	158	0	-1	3	324	343	7	1	3	186	189	0	4	3	204	-221	-1	7	3	304	298
7	-4	3	169	-167	1	-1	3	72	66	-8	2	3	116	133	1	4	3	341	-353	0	7	3	97	-101
-7	-3	3	213	-220	2	-1	3	68	65	-6	2	3	508	-507	2	4	3	261	237	2	7	3	179	170
-5	-3	3	322	318	3	-1	3	465	-468	-5	2	3	84	-78	3	4	3	235	237	3	7	3	98	-112
-4	-3	3	159	-167	4	-1	3	466	-449	-4	2	3	70	68	6	4	3	154	155	4	7	3	166	-160
-3	-3	3	339	-339	5	-1	3	331	340	-3	2	3	709	655	7	4	3	77	67	5	7	3	73	71
-2	-3	3	371	372	6	-1	3	236	233	-2	2	3	279	-279	-8	5	3	73	65	6	7	3	121	123
-1	-3	3	2137	2019	7	-1	3	139	-147	-1	2	3	413	399	-7	5	3	96	-74	-7	8	3	182	-159
0	-3	3	784	-750	-8	0	3	154	-149	1	2	3	120	121	-6	5	3	80	72	-5	8	3	377	361
2	-3	3	164	-167	-7	0	3	76	64	2	2	3	89	-106	-4	5	3	252	-255	-3	8	3	187	-173
3	-3	3	56	56	-6	0	3	116	96	3	2	3	75	80	-2	5	3	131	139	-2	8	3	231	-230
4	-3	3	95	-91	-5	0	3	325	-317	4	2	3	125	-110	-1	5	3	592	-564	-1	8	3	95	100
5	-3	3	110	98	-4	0	3	561	522	5	2	3	122	-125	0	5	3	172	157	0	8	3	191	177
6	-3	3	116	-111	-3	0	3	220	224	6	2	3	144	-158	1	5	3	666	621	1	8	3	109	-114
8	-3	3	59	-48	-2	0	3	638	-657	8	2	3	110	114	2	5	3	249	-242	2	8	3	231	-218
-8	-2	3	177	193	-1	0	3	755	-804	-8	3	3	258	-261	4	5	3	369	371	4	8	3	67	76
-7	-2	3	81	-82	0	0	3	101	100	-7	3	3	84	69	6	5	3	134	-133	5	8	3	167	-158
-6	-2	3	340	-362	1	0	3	161	173	-5	3	3	124	-107	7	5	3	123	130	6	8	3	81	79
-5	-2	3	349	351	2	0	3	456	462	-4	3	3	315	282	-6	6	3	63	67	-7	9	3	123	-130
-4	-2	3	603	607	3	0	3	174	-159	-3	3	3	239	251	-4	6	3	270	-263	-6	9	3	89	-75
-3	-2	3	220	-221	4	0	3	259	-274	-2	3	3	339	330	-3	6	3	71	-81	-5	9	3	202	198
-2	-2	3	147	-136	6	0	3	384	400	-1	3	3	110	-126	-2	6	3	587	573	-4	9	3	191	182
-1	-2	3	142	-115	8	0	3	202	-210	0	3	3	248	-236	-1	6	3	186	-189	-3	9	3	82	-93
0	-2	3	1321	1278	-8	1	3	81	57	1	3	3	128	-119	0	6	3	100	-95	-2	9	3	282	-287
2	-2	3	281	-280	-7	1	3	207	-203	2	3	3	216	-223	1	6	3	424	426	-1	9	3	333	-339
3	-2	3	606	-584	-6	1	3	78	16	3	3	3	133	-127	2	6	3	176	166	1	9	3	227	222
5	-2	3	198	197	-5	1	3	73	44	4	3	3	101	83	3	6	3	299	-307	2	9	3	173	-174

OBSERVED AND CALCULATED STRUCTURE FACTORS

PAGE 8

H	K	L	10FO	10FC	H	K	L	10FO	10FC	H	K	L	10FO	10FC	H	K	L	10FO	10FC	H	K	L	10FO	10FC
3	9	3	150	-144	0-17	4	303	-302	515	-522	3-13	4	515	-522	3-10	4	596	-591	-5	-7	4	594	-582	
4	9	3	152	145	1-17	4	254	256	331	-345	4-13	4	331	-345	4-10	4	368	368	-4	-7	4	145	-142	
5	9	3	91	92	2-17	4	153	166	484	494	5-10	4	484	494	5-10	4	120	121	-3	-7	4	825	788	
-6	10	3	186	-189	-2-16	4	87	82	149	144	6-13	4	149	144	6-10	4	433	-429	-2	-7	4	392	-388	
-5	10	3	85	89	-1-16	4	362	358	389	397	-4-12	4	389	397	-6	-9	4	99	-83	-1	-7	4	1104	-1079
-4	10	3	113	111	0-16	4	153	-160	335	-335	-3-12	4	335	-335	-5	-9	4	369	373	0	-7	4	1315	1289
-2	10	3	368	-346	1-16	4	255	-247	439	-438	-2-12	4	439	-438	-4	-9	4	143	-129	1	-7	4	578	597
-1	10	3	102	-112	2-16	4	356	362	519	519	-1-12	4	519	519	-3	-9	4	410	-408	2	-7	4	1253	-1241
0	10	3	247	-245	3-16	4	127	128	108	-107	0-12	4	108	-107	-2	-9	4	715	697	3	-7	4	117	106
1	10	3	241	244	4-16	4	245	-251	547	-550	1-12	4	547	-550	-1	-9	4	502	508	4	-7	4	1078	1066
2	10	3	309	298	-2-15	4	272	-269	497	503	2-12	4	497	503	0	-9	4	1033	-1014	5	-7	4	229	-218
3	10	3	151	-145	-1-15	4	225	222	440	444	3-12	4	440	444	1	-9	4	251	-252	6	-7	4	397	-385
4	10	3	113	-108	0-15	4	448	452	628	-630	4-12	4	628	-630	2	-9	4	284	285	7	-7	4	387	391
5	10	3	205	203	1-15	4	256	-248	94	-91	5-12	4	94	-91	3	-9	4	172	-165	-7	-6	4	271	-273
-6	11	3	116	-125	2-15	4	232	-238	500	516	6-12	4	500	516	4	-9	4	287	-282	-6	-6	4	385	391
-5	11	3	86	-83	3-15	4	295	297	475	-470	-5-11	4	475	-470	5	-9	4	500	499	-5	-6	4	314	303
-3	11	3	232	-232	5-15	4	225	-214	135	134	-4-11	4	135	134	6	-9	4	132	123	-4	-6	4	1057	-1044
-2	11	3	84	83	-4-14	4	91	-102	495	492	-3-11	4	495	492	7	-9	4	322	-318	-3	-6	4	156	137
-1	11	3	97	97	-3-14	4	249	264	551	-550	-2-11	4	551	-550	-7	-8	4	182	186	-2	-6	4	1690	1624
1	11	3	139	-156	-2-14	4	61	60	292	-295	-1-11	4	292	-295	-6	-8	4	213	-212	-1	-6	4	909	-864
2	11	3	287	284	-1-14	4	329	-339	705	714	0-11	4	705	714	-5	-8	4	130	-136	0	-6	4	1470	-1390
3	11	3	170	178	0-14	4	272	275	97	-83	1-11	4	97	-83	-4	-8	4	566	561	1	-6	4	1620	1573
4	11	3	237	-220	1-14	4	353	361	531	-530	2-11	4	531	-530	-3	-8	4	152	-151	2	-6	4	572	570
-5	12	3	161	-167	2-14	4	392	-398	628	620	3-11	4	628	620	-2	-8	4	718	-708	3	-6	4	1232	-1210
-4	12	3	82	89	3-14	4	398	-400	291	283	4-11	4	291	283	-1	-8	4	457	447	4	-6	4	214	199
-3	12	3	144	161	4-14	4	354	369	641	-636	5-11	4	641	-636	0	-8	4	385	398	5	-6	4	580	569
-2	12	3	54	-69	5-14	4	103	94	88	-81	6-11	4	88	-81	1	-8	4	1366	-1358	6	-6	4	317	-303
0	12	3	145	157	6-14	4	223	-215	335	334	7-11	4	335	334	2	-8	4	247	227	7	-6	4	274	-264
1	12	3	189	-181	-5-13	4	245	248	175	162	-6-10	4	175	162	3	-8	4	873	866	8	-6	4	244	259
2	12	3	133	-135	-4-13	4	76	-79	540	-531	-4-10	4	540	-531	4	-8	4	128	-118	-8	-5	4	203	209
3	12	3	165	159	-3-13	4	185	-193	475	475	-3-10	4	475	475	5	-8	4	330	-333	-7	-5	4	222	-219
2	13	3	113	-103	-2-13	4	304	312	599	594	-2-10	4	599	594	6	-8	4	475	478	-6	-5	4	282	-276
-3	14	3	106	-125	-1-13	4	96	-94	615	-608	-1-10	4	615	-608	7	-8	4	112	119	-5	-5	4	673	672
-1	14	3	57	77	0-13	4	495	-499	196	-196	0-10	4	196	-196	8	-8	4	307	-305	-4	-5	4	332	305
-2	15	3	148	-160	1-13	4	284	284	738	739	1-10	4	738	739	-7	-7	4	180	185	-3	-5	4	1191	-1143
-1	15	3	82	74	2-13	4	446	459	195	-195	2-10	4	195	-195	-6	-7	4	292	294	-2	-5	4	131	133

OBSERVED AND CALCULATED STRUCTURE FACTORS

PAGE 9

-1	-5	4	1541	1486	5	-3	4	122	125	7	-1	4	231	-247	-4	2	4	257	-255	2	4	4	866	-939
0	-5	4	775	-744	6	-3	4	607	-608	8	-1	4	178	-184	-3	2	4	1507	-1490	3	4	4	60	68
1	-5	4	723	-716	7	-3	4	255	256	-8	0	4	63	-77	-2	2	4	706	711	4	4	4	395	401
2	-5	4	949	939	8	-3	4	213	214	-7	0	4	506	521	-1	2	4	754	779	5	4	4	537	-542
3	-5	4	240	-213	-8	-2	4	114	106	-6	0	4	195	-188	0	2	4	1094	-1161	6	4	4	124	-133
4	-5	4	1120	-1103	-7	-2	4	394	-439	-5	0	4	974	-982	1	2	4	102	-94	7	4	4	281	296
5	-5	4	439	443	-6	-2	4	104	114	-4	0	4	936	936	2	2	4	1124	1177	-8	5	4	218	-204
6	-5	4	433	429	-5	-2	4	564	565	-3	0	4	888	906	3	2	4	267	-280	-7	5	4	328	-321
7	-5	4	352	-351	-4	-2	4	649	-627	-2	0	4	721	-758	4	2	4	469	-479	-6	5	4	576	569
-7	-4	4	287	278	-3	-2	4	536	-479	0	0	4	1469	1591	5	2	4	593	609	-5	5	4	121	129
-6	-4	4	254	-254	-2	-2	4	507	513	1	0	4	1172	-1207	6	2	4	137	136	-4	5	4	896	-866
-5	-4	4	235	-224	-1	-2	4	281	-279	2	0	4	1329	-1341	7	2	4	389	-402	-3	5	4	614	608
-4	-4	4	752	723	0	-2	4	1938	-1920	3	0	4	1165	1194	-8	3	4	168	150	-2	5	4	915	934
-3	-4	4	283	250	1	-2	4	1036	1018	4	0	4	329	336	-7	3	4	327	329	-1	5	4	1212	-1215
-2	-4	4	1204	-1143	2	-2	4	1396	1358	5	0	4	857	-890	-6	3	4	600	-574	0	5	4	183	-227
-1	-4	4	1094	1035	3	-2	4	1021	-998	7	0	4	402	430	-4	3	4	787	756	1	5	4	1198	1247
0	-4	4	306	-249	4	-2	4	388	-390	8	0	4	135	-141	-3	3	4	332	-340	3	5	4	1099	-1128
1	-4	4	1339	-1263	5	-2	4	910	899	-8	1	4	306	-317	-2	3	4	1352	-1353	4	5	4	95	95
2	-4	4	959	-917	6	-2	4	167	-170	-6	1	4	871	876	-1	3	4	1084	1155	5	5	4	309	315
3	-4	4	979	925	7	-2	4	436	-440	-5	1	4	345	-334	0	3	4	1070	1112	6	5	4	264	-266
4	-4	4	91	80	8	-2	4	201	205	-4	1	4	708	-676	1	3	4	663	-741	-8	6	4	214	220
5	-4	4	646	-646	-8	-1	4	324	350	-3	1	4	1230	1228	2	3	4	270	-250	-7	6	4	276	-267
6	-4	4	282	275	-7	-1	4	159	174	-2	1	4	527	542	3	3	4	789	799	-6	6	4	243	-252
7	-4	4	326	319	-6	-1	4	894	-956	-1	1	4	1292	-1386	4	3	4	381	-406	-5	6	4	683	652
8	-4	4	230	-237	-5	-1	4	227	235	0	1	4	311	-317	5	3	4	271	-273	-3	6	4	831	-816
-8	-3	4	169	-172	-4	-1	4	718	725	1	1	4	626	680	6	3	4	365	382	-2	6	4	662	649
-6	-3	4	308	299	-3	-1	4	717	-669	2	1	4	750	-791	-8	4	4	315	-320	-1	6	4	538	569
-5	-3	4	301	-296	-2	-1	4	498	-459	3	1	4	498	-510	-7	4	4	364	349	0	6	4	1050	-1080
-3	-3	4	1045	981	-1	-1	4	1022	1019	4	1	4	952	987	-6	4	4	219	210	1	6	4	474	-495
-2	-3	4	246	-233	0	-1	4	307	-332	5	1	4	230	244	-5	4	4	801	-778	2	6	4	869	891
-1	-3	4	3739	-3558	1	-1	4	1095	-1092	6	1	4	493	-505	-4	4	4	173	184	3	6	4	72	-91
0	-3	4	893	865	2	-1	4	1325	1317	8	1	4	250	257	-3	4	4	1262	1249	4	6	4	471	-475
1	-3	4	1587	1517	3	-1	4	665	659	-8	2	4	289	305	-2	4	4	822	-832	5	6	4	134	133
2	-3	4	1089	-1030	4	-1	4	1021	-1038	-7	2	4	352	-353	-1	4	4	1017	-1002	6	6	4	209	206
3	-3	4	840	-819	5	-1	4	223	-220	-6	2	4	109	103	0	4	4	1139	1216	-7	7	4	253	244
4	-3	4	1107	1070	6	-1	4	507	522	-5	2	4	854	832	1	4	4	755	755	-6	7	4	440	-426

OBSERVED AND CALCULATED STRUCTURE FACTORS

H	K	L	10FO	10FC	H	K	L	10FO	10FC	H	K	L	10FO	10FC	H	K	L	10FO	10FC	H	K	L	10FO	10FC
-5	7	4	198	-203	-5	10	4	249	249	2	13	4	214	216	4	-13	5	192	-210	2	-9	5	144	-150
-4	7	4	770	756	-4	10	4	378	368	-3	14	4	177	-165	5	-12	5	254	-237	3	-9	5	186	176
-3	7	4	87	-83	-3	10	4	480	-464	-2	14	4	300	-297	5	-12	5	204	206	4	-9	5	68	81
-2	7	4	1050	-1037	-2	10	4	151	138	-1	14	4	264	253	5	-12	5	183	180	7	-9	5	69	-59
-1	7	4	272	277	-1	10	4	768	758	0	14	4	139	147	5	-12	5	62	-41	-7	-8	5	126	131
0	7	4	611	612	0	10	4	286	-274	-1	-17	5	150	151	5	-12	5	205	204	-5	-8	5	281	-267
1	7	4	533	-547	1	10	4	566	-564	1	-17	5	147	-142	5	-12	5	204	-195	-3	-8	5	449	425
2	7	4	208	-193	2	10	4	351	339	2	-17	5	76	87	5	-12	5	166	-170	-2	-8	5	322	-324
3	7	4	747	756	3	10	4	102	109	3	-17	5	75	-71	5	-12	5	135	143	-1	-8	5	378	-357
4	7	4	87	-92	4	10	4	313	-308	-2	-16	5	148	-143	5	-12	5	97	-106	0	-8	5	273	277
5	7	4	347	-346	-6	11	4	121	-109	1	-16	5	108	-117	5	-11	5	264	266	1	-8	5	664	645
6	7	4	130	131	-5	11	4	210	-205	2	-16	5	67	-69	5	-11	5	101	-101	2	-8	5	113	-112
-6	8	4	299	304	-4	11	4	311	306	-3	-15	5	149	142	5	-11	5	175	-163	3	-8	5	225	-227
-5	8	4	482	-475	-3	11	4	171	180	-2	-15	5	67	-69	5	-11	5	254	253	4	-8	5	116	-117
-4	8	4	292	-297	-2	11	4	499	-501	-1	-15	5	286	-285	5	-11	5	102	100	5	-8	5	243	-237
-3	8	4	658	648	-1	11	4	86	80	1	-15	5	170	166	5	-11	5	166	-161	6	-8	5	120	124
-2	8	4	55	-51	0	11	4	415	419	2	-15	5	57	-67	5	-11	5	85	-86	8	-8	5	88	-91
-1	8	4	644	-656	1	11	4	347	-333	3	-15	5	132	-124	5	-11	5	155	-150	-7	-7	5	160	-145
0	8	4	477	480	2	11	4	223	-233	4	-15	5	115	130	5	-11	5	103	103	-6	-7	5	225	226
1	8	4	677	699	3	11	4	306	302	-4	-14	5	133	-128	5	-11	5	212	210	-5	-7	5	144	143
2	8	4	509	-525	4	11	4	86	89	-3	-14	5	64	-53	5	-10	5	249	243	-4	-7	5	435	-419
3	8	4	72	-63	-5	12	4	127	-121	-2	-14	5	171	165	5	-10	5	155	-155	-3	-7	5	242	230
4	8	4	461	458	-4	12	4	341	-338	0	-14	5	285	-276	5	-10	5	342	-338	-2	-7	5	141	144
5	8	4	120	-118	-3	12	4	178	167	1	-14	5	152	161	5	-10	5	72	58	-1	-7	5	247	-233
6	8	4	273	-263	-2	12	4	72	72	2	-14	5	268	263	5	-10	5	222	239	0	-7	5	65	-81
-7	9	4	365	-357	-1	12	4	260	-247	3	-14	5	99	-108	5	-10	5	162	165	1	-7	5	267	252
-5	9	4	354	362	0	12	4	151	142	4	-14	5	132	-127	5	-10	5	82	91	2	-7	5	51	62
-4	9	4	368	-361	1	12	4	329	331	5	-14	5	141	152	5	-10	5	69	85	3	-7	5	267	-260
-3	9	4	178	-189	2	12	4	217	-227	-4	-13	5	184	179	5	-9	5	121	112	4	-7	5	255	-253
-2	9	4	806	811	3	12	4	114	-122	-3	-13	5	93	-96	5	-9	5	181	-175	5	-7	5	146	-150
0	9	4	505	-504	-4	13	4	95	-89	-2	-13	5	105	-97	5	-9	5	249	246	6	-7	5	181	170
1	9	4	517	519	-3	13	4	355	-347	-1	-13	5	292	284	5	-9	5	170	-161	7	-7	5	167	173
2	9	4	358	366	-2	13	4	236	231	0	-13	5	61	-69	5	-9	5	445	-441	8	-7	5	89	-72
3	9	4	585	-591	-1	13	4	208	204	1	-13	5	158	-153	5	-9	5	297	283	-7	-6	5	123	-127
5	9	4	288	289	0	13	4	243	-232	2	-13	5	254	258	5	-9	5	693	671	-6	-6	5	77	-64
-6	10	4	354	-355	1	13	4	88	82	3	-13	5	98	96	5	-9	5	242	-237	-5	-6	5	139	134

OBSERVED AND CALCULATED STRUCTURE FACTORS

PAGE 11

-4	-6	5	106	-85	7	-4	5	197	-196	1	-1	5	263	-260	-4	2	5	359	372	-4	5	5	255	-256
-3	-6	5	200	-206	-7	-3	5	223	-226	2	-1	5	92	105	-3	2	5	105	118	-3	5	5	307	295
-2	-6	5	502	471	-5	-3	5	198	185	3	-1	5	121	111	-2	2	5	238	-276	-1	5	5	251	-235
-1	-6	5	302	-283	-4	-3	5	200	-199	4	-1	5	157	-168	-1	2	5	208	-197	0	5	5	63	-50
0	-6	5	606	-604	-2	-3	5	139	155	5	-1	5	371	372	1	2	5	143	157	1	5	5	123	118
1	-6	5	120	-117	-1	-3	5	795	765	6	-1	5	84	85	3	2	5	341	-349	2	5	5	134	-127
2	-6	5	301	291	0	-3	5	330	330	7	-1	5	163	-168	4	2	5	175	-169	3	5	5	222	236
3	-6	5	182	180	1	-3	5	269	253	-8	0	5	149	-149	-8	3	5	85	-63	4	5	5	431	436
4	-6	5	65	-45	2	-3	5	129	120	-7	0	5	173	178	-7	3	5	91	63	5	5	5	262	-255
6	-6	5	129	-142	3	-3	5	462	-439	-5	0	5	72	-61	-6	3	5	67	-44	6	5	5	153	-158
7	-6	5	196	203	4	-3	5	156	155	-4	0	5	209	-220	-5	3	5	289	-276	-8	6	5	66	39
-8	-5	5	111	112	5	-3	5	68	-60	-3	0	5	237	-232	-4	3	5	305	286	-4	6	5	319	-309
-7	-5	5	123	113	-8	-2	5	192	190	-2	0	5	300	-315	-3	3	5	451	459	-3	6	5	65	70
-6	-5	5	244	-252	-7	-2	5	123	139	-1	0	5	419	418	-2	3	5	168	-167	-2	6	5	426	428
-5	-5	5	120	-113	-6	-2	5	325	-337	1	0	5	272	-263	-1	3	5	705	-708	-1	6	5	133	136
-4	-5	5	266	258	-5	-2	5	156	149	2	0	5	260	262	0	3	5	122	131	0	6	5	137	-129
-3	-5	5	340	-312	-4	-2	5	269	274	3	0	5	254	262	1	3	5	132	-117	1	6	5	106	104
-2	-5	5	233	-237	-3	-2	5	113	-102	4	0	5	271	-271	3	3	5	200	-203	3	6	5	83	-74
-1	-5	5	211	187	-2	-2	5	217	184	6	0	5	266	285	4	3	5	232	-251	5	6	5	148	146
0	-5	5	296	-275	-1	-2	5	704	692	7	0	5	98	-99	5	3	5	84	85	6	6	5	193	-189
2	-5	5	178	186	0	-2	5	179	-159	8	0	5	174	-172	6	3	5	239	247	-6	7	5	76	60
3	-5	5	396	372	1	-2	5	313	-302	-7	1	5	259	-251	-6	4	5	132	115	-4	7	5	128	143
4	-5	5	225	223	2	-2	5	128	-137	-5	1	5	142	126	-5	4	5	230	-233	-2	7	5	59	86
6	-5	5	228	-235	3	-2	5	241	-254	-4	1	5	85	89	-4	4	5	111	-110	-1	7	5	198	200
8	-5	5	137	150	5	-2	5	276	282	-3	1	5	555	-585	-3	4	5	368	365	1	7	5	170	-166
-8	-4	5	67	-76	6	-2	5	53	-35	-1	1	5	389	406	-2	4	5	164	163	2	7	5	113	-115
-6	-4	5	161	154	8	-2	5	71	71	0	1	5	246	261	-1	4	5	322	-332	3	7	5	150	-155
-5	-4	5	444	-430	-8	-1	5	135	146	1	1	5	128	-118	0	4	5	708	-691	4	7	5	94	-80
-4	-4	5	274	-281	-7	-1	5	153	152	2	1	5	202	-197	1	4	5	176	-186	5	7	5	163	163
-3	-4	5	258	241	-6	-1	5	58	9	3	1	5	62	-29	2	4	5	182	195	-7	8	5	105	-83
-2	-4	5	415	383	-5	-1	5	148	-148	5	1	5	133	-141	3	4	5	431	426	-6	8	5	131	125
-1	-4	5	796	-773	-4	-1	5	77	90	6	1	5	62	-78	4	4	5	115	-120	-5	8	5	209	202
0	-4	5	608	598	-3	-1	5	46	43	7	1	5	108	110	5	4	5	162	-160	-4	8	5	82	92
1	-4	5	505	484	-2	-1	5	305	-316	-8	2	5	124	122	6	4	5	228	222	-3	8	5	138	-120
2	-4	5	241	226	-1	-1	5	206	208	-6	2	5	301	-278	7	4	5	109	109	-1	8	5	216	-227
4	-4	5	93	85	0	-1	5	303	-300	-5	2	5	63	-47	-5	5	5	108	-112	0	8	5	124	136

OBSERVED AND CALCULATED STRUCTURE FACTORS

H	K	L	10FO	10FC	H	K	L	10FO	10FC	H	K	L	10FO	10FC	H	K	L	10FO	10FC	H	K	L	10FO	10FC	
1	8	5	96	-113	0-17	6	343	-332	440	-451	3-13	6	440	-451	5-10	6	253	251	253	251	-2	-7	6	252	-243
2	8	5	276	-285	1-17	6	268	270	273	-280	4-13	6	273	-280	6-10	6	371	-370	371	-370	-1	-7	6	631	-646
3	8	5	54	-13	2-17	6	188	191	478	488	5-13	6	478	488	-7-9	6	179	-179	179	-179	0	-7	6	752	734
4	8	5	74	89	3-17	6	185	-188	120	121	-5-12	6	120	121	-6-9	6	122	-115	122	-115	1	-7	6	395	401
-5	9	5	119	117	-2-16	6	65	72	246	246	-4-12	6	246	246	-5-9	6	411	403	411	403	2	-7	6	1038	-1034
-2	9	5	197	-199	-1-16	6	303	300	405	-401	-3-12	6	405	-401	-3-9	6	438	-432	438	-432	3	-7	6	448	449
-1	9	5	233	-244	0-16	6	154	-172	377	-387	-2-12	6	377	-387	-2-9	6	402	389	402	389	4	-7	6	944	931
1	9	5	296	301	1-16	6	152	-161	655	651	-1-12	6	655	651	-1-9	6	303	296	303	296	5	-7	6	625	-615
2	9	5	148	-156	2-16	6	319	313	619	-621	1-12	6	619	-621	0-9	6	925	-926	925	-926	6	-7	6	450	-446
3	9	5	191	-190	3-16	6	74	75	403	404	2-12	6	403	404	1-9	6	108	-120	108	-120	7	-7	6	446	453
4	9	5	220	222	4-16	6	242	-248	455	456	3-12	6	455	456	2-9	6	820	820	820	820	-7	-6	6	244	-244
-3	10	5	116	-127	-2-15	6	246	-251	606	-610	4-12	6	606	-610	3-9	6	349	-340	349	-340	-6	-6	6	399	396
-2	10	5	107	119	-1-15	6	142	144	103	-102	5-12	6	103	-102	4-9	6	650	-652	650	-652	-5	-6	6	235	219
0	10	5	218	-227	0-15	6	340	339	422	423	6-12	6	422	423	5-9	6	289	292	289	292	-4	-6	6	1123	-1083
1	10	5	156	158	1-15	6	244	-246	359	-354	-5-11	6	359	-354	6-9	6	425	422	425	422	-3	-6	6	315	300
2	10	5	290	290	2-15	6	229	-224	272	265	-4-11	6	272	265	7-9	6	256	-269	256	-269	-2	-6	6	1798	1736
3	10	5	228	-221	3-15	6	271	283	239	241	-3-11	6	239	241	-7-8	6	200	193	200	193	-1	-6	6	703	-684
4	10	5	105	-99	5-15	6	237	-231	580	-584	-2-11	6	580	-584	-6-8	6	275	-283	275	-283	0	-6	6	616	-622
-5	11	5	88	76	-4-14	6	134	-137	916	926	0-11	6	916	926	-5-8	6	147	-139	147	-139	1	-6	6	1026	1002
-4	11	5	92	107	-3-14	6	260	271	257	-237	1-11	6	257	-237	-4-8	6	464	451	464	451	2	-6	6	140	141
-3	11	5	61	-77	-2-14	6	57	53	670	-670	2-11	6	670	-670	-3-8	6	86	-84	86	-84	3	-6	6	1250	-1200
-2	11	5	65	-83	-1-14	6	366	-373	397	390	3-11	6	397	390	-2-8	6	557	-557	557	-557	4	-6	6	513	490
-1	11	5	173	188	0-14	6	85	93	206	208	4-11	6	206	208	-1-8	6	636	616	636	616	5	-6	6	507	499
1	11	5	123	-131	1-14	6	418	432	618	-603	5-11	6	618	-603	0-8	6	52	66	52	66	6	-6	6	526	-508
2	11	5	118	126	2-14	6	320	-323	295	297	7-11	6	295	297	1-8	6	946	-948	946	-948	7	-6	6	199	-207
3	11	5	64	79	3-14	6	402	-408	244	245	-6-10	6	244	245	2-8	6	136	127	136	127	8	-6	6	256	270
-5	12	5	80	53	4-14	6	337	340	83	-84	-5-10	6	83	-84	3-8	6	1053	1052	1053	1052	-8	-5	6	189	193
-4	12	5	122	121	5-14	6	144	150	298	-294	-4-10	6	298	-294	4-8	6	562	-544	562	-544	-7	-5	6	219	-213
-2	12	5	104	-102	6-14	6	194	-199	415	409	-3-10	6	415	409	5-8	6	295	-309	295	-309	-6	-5	6	292	-286
0	12	5	89	107	-5-13	6	206	206	361	360	-2-10	6	361	360	6-8	6	495	478	495	478	-5	-5	6	712	696
1	12	5	118	-119	-4-13	6	230	-224	766	-754	-1-10	6	766	-754	7-8	6	150	151	150	151	-4	-5	6	363	344
2	12	5	87	-100	-3-13	6	276	-280	68	-70	0-10	6	68	-70	-7-7	6	239	224	239	224	-3	-5	6	903	-871
-4	13	5	125	105	-2-13	6	449	452	724	738	1-10	6	724	738	-6-7	6	275	272	275	272	-2	-5	6	426	434
-1	13	5	135	-139	0-13	6	595	-605	261	-267	2-10	6	261	-267	-5-7	6	718	-701	718	-701	-1	-5	6	1234	1211
1	13	5	105	104	1-13	6	208	219	810	-805	3-10	6	810	-805	-4-7	6	155	-134	155	-134	0	-5	6	575	-565
-1	-17	6	97	-82	2-13	6	498	513	274	267	4-10	6	274	267	-3-7	6	961	932	961	932	1	-5	6	945	-928

OBSERVED AND CALCULATED STRUCTURE FACTORS

PAGE 13

H	K	L	10FO	10FC	H	K	L	10FO	10FC	H	K	L	10FO	10FC	H	K	L	10FO	10FC
2	-5	6	595	575	6	-3	6	413	-411	-4	0	6	649	694	2	2	6	1198	1253
3	-5	6	112	-118	7	-3	6	166	164	-3	0	6	821	843	3	2	6	219	-227
4	-5	6	730	-720	8	-3	6	83	92	-2	0	6	1049	-1114	4	2	6	348	-349
5	-5	6	400	403	-7	-2	6	500	-536	-1	0	6	79	-82	5	2	6	552	575
6	-5	6	260	256	-6	-2	6	176	176	0	0	6	1038	1114	6	2	6	85	85
7	-5	6	308	-304	-5	-2	6	519	507	1	0	6	712	-761	7	2	6	352	-359
-7	-4	6	359	365	-4	-2	6	690	-662	2	0	6	963	-996	-8	3	6	236	223
-6	-4	6	135	-129	-3	-2	6	452	-444	3	0	6	876	906	-7	3	6	322	325
-5	-4	6	237	-219	-2	-2	6	1331	1329	4	0	6	305	307	-6	3	6	501	-482
-4	-4	6	800	766	-1	-2	6	431	-438	5	0	6	611	-619	-5	3	6	268	-287
-3	-4	6	104	95	0	-2	6	1609	-1649	7	0	6	339	356	-4	5	6	738	728
-2	-4	6	1393	-1348	1	-2	6	1231	1242	-8	1	6	283	-285	-3	3	6	286	-300
-1	-4	6	303	304	2	-2	6	1575	1578	-6	1	6	480	472	-2	3	6	785	-826
0	-4	6	1302	1262	3	-2	6	1357	-1337	-5	1	6	205	-194	-1	3	6	1075	1164
1	-4	6	583	-615	4	-2	6	412	-405	-4	1	6	609	-643	0	3	6	403	420
2	-4	6	1161	-1120	5	-2	6	708	711	-3	1	6	807	860	1	3	6	832	-920
3	-4	6	377	390	6	-2	6	148	-153	-2	1	6	517	525	2	3	6	359	389
4	-4	6	72	59	7	-2	6	356	-358	-1	1	6	1274	-1404	3	3	6	924	951
5	-4	6	262	-265	8	-2	6	170	181	0	1	6	243	-240	4	3	6	486	-500
6	-4	6	367	370	-8	-1	6	233	249	1	1	6	1185	1250	5	3	6	369	-373
7	-4	6	190	176	-6	-1	6	620	-653	2	1	6	470	-504	6	3	6	383	392
8	-4	6	256	-264	-5	-1	6	322	327	3	1	6	528	-534	-8	4	6	287	-274
-8	-3	6	124	-127	-4	-1	6	882	842	4	1	6	753	779	-7	4	6	420	400
-7	-3	6	98	88	-3	-1	6	963	-972	5	1	6	258	257	-6	4	6	264	258
-6	-3	6	318	316	-1	-1	6	1450	1507	6	1	6	394	-404	-5	4	6	800	-800
-5	-3	6	461	-446	0	-1	6	245	-260	7	1	6	69	86	-3	4	6	945	951
-4	-3	6	392	-362	1	-1	6	1389	-1415	-8	2	6	211	205	-2	4	6	201	-233
-3	-3	6	1044	979	2	-1	6	1087	1134	-7	2	6	269	-264	-1	4	6	536	-528
-2	-3	6	173	-168	3	-1	6	474	468	-6	2	6	94	-80	0	4	6	1095	1163
-1	-3	6	1492	-1484	4	-1	6	1017	-1034	-5	2	6	506	501	-4	7	6	1004	-1034
0	-3	6	369	375	5	-1	6	126	-119	-4	2	6	268	-279	3	4	6	316	331
1	-3	6	1512	1490	6	-1	6	478	489	-3	2	6	618	-656	-2	7	6	469	478
2	-3	6	1422	-1368	7	-1	6	192	-193	-2	2	6	720	767	5	4	6	465	-464
3	-3	6	475	-469	-7	0	6	336	355	-1	2	6	395	431	6	4	6	98	-107
4	-3	6	1005	974	-6	0	6	182	-192	0	2	6	908	-987	-8	5	6	227	-217
5	-3	6	68	79	-5	0	6	506	-489	1	2	6	83	-85	-7	5	6	256	-251

OBSERVED AND CALCULATED STRUCTURE FACTORS

H	K	L	10FO	10FC	H	K	L	10FO	10FC	H	K	L	10FO	10FC	H	K	L	10FO	10FC	H	K	L	10FO	10FC
5	7	6	263	-259	-1	11	6	154	132	-4	-13	7	185	179	-7	-9	7	96	89	-5	-6	7	322	323
-6	8	6	134	141	0	11	6	357	353	-3	-13	7	112	-111	-6	-9	7	137	-128	-4	-6	7	140	-141
-5	8	6	412	-400	1	11	6	344	-334	-1	-13	7	294	296	-4	-9	7	235	220	-3	-6	7	371	-361
-4	8	6	206	-218	2	11	6	178	-180	0	-13	7	126	-122	-3	-9	7	136	-129	-2	-6	7	806	-761
-3	8	6	850	841	3	11	6	301	275	1	-13	7	230	-231	-2	-9	7	249	-240	-1	-6	7	470	448
-2	8	6	312	-310	-4	12	6	221	-217	2	-13	7	213	217	-1	-9	7	346	345	0	-6	7	174	-165
-1	8	6	768	-782	-3	12	6	162	159	3	-13	7	83	81	0	-9	7	346	334	1	-6	7	133	129
0	8	6	474	477	-2	12	6	103	102	4	-13	7	232	-244	1	-9	7	204	-188	2	-6	7	192	-195
1	8	6	691	711	-1	12	6	283	-283	-5	-12	7	176	-161	2	-9	7	77	56	4	-6	7	128	135
2	8	6	409	-409	0	12	6	90	84	-4	-12	7	222	215	3	-9	7	208	210	7	-6	7	88	84
3	8	6	124	-123	1	12	6	265	258	-3	-12	7	229	216	4	-9	7	244	-229	-8	-5	7	74	81
4	8	6	261	263	2	12	6	153	-150	-2	-12	7	227	-213	5	-9	7	85	96	-7	-5	7	148	139
5	8	6	123	-122	-3	13	6	225	-233	-1	-12	7	65	-62	-7	-8	7	171	172	-6	-5	7	303	-312
-6	9	6	109	112	-2	13	6	258	245	0	-12	7	143	141	-6	-8	7	163	155	-5	-5	7	112	-108
-5	9	6	230	218	-1	13	6	120	136	1	-12	7	338	-334	-5	-8	7	339	-336	-4	-5	7	229	229
-4	9	6	403	-407	0	13	6	235	-229	3	-12	7	215	218	-3	-8	7	343	338	-3	-5	7	97	-83
-3	9	6	64	-97	-1	-17	7	158	146	4	-12	7	88	82	-2	-8	7	98	94	-2	-5	7	548	-546
-2	9	6	860	851	0	-17	7	89	-88	5	-12	7	112	-121	-1	-8	7	183	-180	-1	-5	7	433	-430
-1	9	6	233	-232	1	-17	7	88	-93	-6	-11	7	150	141	0	-8	7	254	253	0	-5	7	497	481
0	9	6	668	-667	-2	-16	7	184	-180	-4	-11	7	174	-166	1	-8	7	150	-136	1	-5	7	317	324
1	9	6	445	455	0	-16	7	175	183	-3	-11	7	153	147	2	-8	7	343	-325	3	-5	7	86	-97
2	9	6	272	272	2	-16	7	163	-160	-2	-11	7	102	97	4	-8	7	147	147	4	-5	7	192	186
3	9	6	372	-367	3	-16	7	68	-71	-1	-11	7	219	-224	5	-8	7	231	-237	6	-5	7	127	-132
-6	10	6	300	-293	-3	-15	7	147	147	0	-11	7	189	-196	6	-8	7	97	89	-8	-4	7	88	-98
-5	10	6	253	242	-1	-15	7	293	-291	1	-11	7	217	211	-7	-7	7	117	-108	-6	-4	7	89	76
-4	10	6	245	249	1	-15	7	277	282	2	-11	7	52	-44	-6	-7	7	301	292	-5	-4	7	317	-318
-3	10	6	426	-426	3	-15	7	150	-156	4	-11	7	131	137	-5	-7	7	138	131	-4	-4	7	72	-61
-1	10	6	528	522	-4	-14	7	146	-146	5	-11	7	151	141	-4	-7	7	213	-214	-3	-4	7	438	440
0	10	6	410	-398	-3	-14	7	80	-77	-5	-10	7	188	177	-3	-7	7	57	50	-1	-4	7	556	-547
1	10	6	383	-377	-2	-14	7	232	230	-4	-10	7	103	-107	-2	-7	7	195	183	0	-4	7	318	313
2	10	6	377	361	-1	-14	7	116	-116	-3	-10	7	245	-240	-1	-7	7	820	-783	1	-4	7	727	713
3	10	6	157	150	0	-14	7	273	-269	-2	-10	7	85	85	2	-7	7	143	-149	3	-4	7	100	-104
4	10	6	238	-229	1	-14	7	316	315	-1	-10	7	207	207	5	-7	7	184	-188	4	-4	7	365	-365
-5	11	6	231	-223	2	-14	7	319	325	0	-10	7	178	-155	6	-7	7	92	95	-8	-3	7	85	50
-4	11	6	216	199	3	-14	7	227	-233	2	-10	7	247	250	7	-7	7	152	159	-7	-3	7	190	-188
-2	11	6	379	-373	4	-14	7	165	-164	3	-10	7	150	168	-7	-6	7	126	-125	-5	-3	7	90	100

OBSERVED AND CALCULATED STRUCTURE FACTORS

-4	-3	7	138	-133	6	-1	7	83	-83	-5	3	7	139	-129	-4	6	7	86	77	-4	12	7	82	81
-3	-3	7	208	214	7	-1	7	184	-183	-4	3	7	102	111	-3	6	7	177	188	-2	12	7	115	-108
-2	-3	7	653	657	-6	0	7	170	170	-3	3	7	159	155	-2	6	7	255	266	-1	-17	8	193	-195
-1	-3	7	302	-305	-5	0	7	128	-124	-2	3	7	186	-189	1	6	7	230	238	0	-17	8	168	-179
0	-3	7	577	-594	-4	0	7	141	-155	-1	3	7	235	-255	2	6	7	95	-103	1	-17	8	297	304
1	-3	7	141	141	-3	0	7	284	-301	0	3	7	174	-192	3	6	7	198	-200	2	-17	8	137	146
2	-3	7	168	178	-2	0	7	113	130	1	3	7	113	-123	-5	7	7	103	-85	3	-17	8	287	-295
3	-3	7	60	-52	-1	0	7	268	271	2	3	7	234	237	-3	7	7	493	465	-3	-16	8	152	-154
4	-3	7	138	-147	0	0	7	317	329	4	3	7	440	-453	0	7	7	90	-95	-2	-16	8	89	93
5	-3	7	123	-130	1	0	7	141	-144	5	3	7	126	139	1	7	7	86	-83	-1	-16	8	166	170
7	-3	7	114	116	4	0	7	51	-52	6	3	7	180	181	-6	8	7	112	120	0	-16	8	184	-187
-8	-2	7	181	186	6	0	7	150	153	-8	4	7	113	-91	-4	8	7	54	-49	1	-16	8	63	-74
-6	-2	7	168	-159	7	0	7	208	-204	-7	4	7	67	-36	-2	8	7	162	145	2	-16	8	342	355
-5	-2	7	230	217	-6	1	7	73	-65	-6	4	7	188	176	-1	8	7	105	-114	4	-16	8	338	-344
-4	-2	7	188	184	-5	1	7	171	175	-5	4	7	91	-84	1	8	7	102	-118	-3	-15	8	161	164
-3	-2	7	356	-353	-3	1	7	197	-214	-4	4	7	185	-181	3	8	7	153	158	-2	-15	8	208	-220
-2	-2	7	257	257	-1	1	7	339	391	-1	4	7	63	-57	4	8	7	59	55	0	-15	8	203	207
-1	-2	7	88	97	0	1	7	486	503	0	4	7	60	87	-4	9	7	172	-177	1	-15	8	269	-279
0	-2	7	726	-735	1	1	7	42	-48	1	4	7	163	-160	-2	9	7	149	160	2	-15	8	147	-159
2	-2	7	206	202	2	1	7	218	-221	2	4	7	129	144	-1	9	7	99	-114	3	-15	8	370	375
4	-2	7	190	198	3	1	7	223	-243	3	4	7	312	306	1	9	7	115	132	5	-15	8	303	-305
5	-2	7	65	67	4	1	7	91	-98	4	4	7	158	-160	2	9	7	140	-155	-4	-14	8	122	-132
6	-2	7	170	-172	5	1	7	95	-91	5	4	7	188	-198	3	9	7	59	-61	-3	-14	8	318	313
7	-2	7	72	75	6	1	7	69	68	6	4	7	205	203	4	9	7	223	206	-2	-14	8	143	150
-7	-1	7	251	259	-7	2	7	122	110	-7	5	7	78	-71	-4	10	7	118	-121	-1	-14	8	470	-489
-5	-1	7	113	-112	-6	2	7	212	-204	-6	5	7	154	-142	-3	10	7	169	-183	1	-14	8	404	419
-4	-1	7	146	-138	-4	2	7	289	303	-4	5	7	74	74	-2	10	7	170	190	2	-14	8	261	-265
-3	-1	7	68	-53	-2	2	7	87	-112	-3	5	7	74	61	-1	10	7	145	156	3	-14	8	167	-169
-2	-1	7	273	-280	-1	2	7	322	332	-1	5	7	49	-50	0	10	7	105	-108	4	-14	8	400	409
-1	-1	7	448	454	0	2	7	369	-343	0	5	7	342	355	1	10	7	88	94	-5	-13	8	209	213
0	-1	7	75	72	3	2	7	337	-332	1	5	7	115	113	3	10	7	164	-158	-4	-13	8	241	-246
1	-1	7	359	-357	4	2	7	186	-190	2	5	7	156	-160	-5	11	7	81	74	-3	-13	8	311	-314
2	-1	7	162	157	5	2	7	138	140	4	5	7	241	250	-4	11	7	85	112	-2	-13	8	421	434
3	-1	7	53	50	-8	3	7	81	-69	5	5	7	227	-216	-3	11	7	106	-107	-1	-13	8	162	179
4	-1	7	105	105	-7	3	7	178	165	6	5	7	127	-132	-1	11	7	197	206	0	-13	8	552	-570
5	-1	7	228	240	-6	3	7	63	38	-5	6	7	57	-61	1	11	7	62	-76	1	-13	8	76	70

OBSERVED AND CALCULATED STRUCTURE FACTORS

H	K	L	10FO	10FC	H	K	L	10FO	10FC	H	K	L	10FO	10FC	H	K	L	10FO	10FC	H	K	L	10FO	10FC
2-13	8	8	585	608	3-10	8	8	767	-772	-6	-7	8	124	108	2	-5	8	732	720	-6	-2	8	195	198
3-13	8	8	328	-333	4-10	8	8	156	162	-5	-7	8	526	-518	3	-5	8	66	-48	-5	-2	8	499	494
4-13	8	8	97	-101	5-10	8	8	286	292	-4	-7	8	59	-21	4	-5	8	502	-501	-4	-2	8	990	-993
5-13	8	8	376	389	6-10	8	8	281	-288	-3	-7	8	769	752	5	-5	8	332	327	-3	-2	8	311	-309
6-13	8	8	127	-113	7-10	8	8	92	97	-2	-7	8	709	-673	6	-5	8	322	324	-2	-2	8	1368	1385
-5-12	8	8	108	107	-7-9	8	8	183	-179	-1	-7	8	50	-55	7	-5	8	272	-264	-1	-2	8	55	-45
-4-12	8	8	232	227	-6-9	8	8	96	-99	0	-7	8	1075	1065	-7	-4	8	425	423	0	-2	8	1251	-1283
-3-12	8	8	445	-432	-5-9	8	8	430	420	1	-7	8	433	432	-6	-4	8	247	-249	1	-2	8	1054	1070
-2-12	8	8	192	-203	-4-9	8	8	112	-107	2	-7	8	1006	-1006	-5	-4	8	391	-368	2	-2	8	486	475
-1-12	8	8	767	765	-3-9	8	8	544	-533	3	-7	8	442	434	-4	-4	8	528	516	3	-2	8	1044	-1062
1-12	8	8	456	-458	-2-9	8	8	412	410	4	-7	8	670	680	-3	-4	8	403	364	4	-2	8	146	-109
2-12	8	8	318	321	-1-9	8	8	388	380	5	-7	8	636	-627	-2	-4	8	880	-862	5	-2	8	604	610
3-12	8	8	360	360	0-9	8	8	1043	-1041	6	-7	8	367	-373	-1	-4	8	173	-131	6	-2	8	208	-202
4-12	8	8	525	-529	1-9	8	8	179	-177	7	-7	8	399	404	0	-4	8	744	748	7	-2	8	278	-276
5-12	8	8	66	-54	2-9	8	8	1055	1063	-7	-6	8	234	-218	1	-4	8	645	-666	-8	-1	8	204	213
6-12	8	8	313	324	3-9	8	8	252	-242	-6	-6	8	349	343	3	-4	8	607	612	-7	-1	8	181	-173
-5-11	8	8	213	-213	4-9	8	8	621	-626	-4	-6	8	619	-596	4	-4	8	60	57	-6	-1	8	517	-509
-4-11	8	8	225	216	5-9	8	8	292	282	-3	-6	8	287	286	5	-4	8	411	-407	-5	-1	8	468	486
-3-11	8	8	229	233	6-9	8	8	317	315	-2	-6	8	1541	1510	6	-4	8	272	279	-4	-1	8	826	851
-2-11	8	8	532	-526	7-9	8	8	204	-207	-1	-6	8	866	-843	7	-4	8	196	193	-3	-1	8	1077	-1147
0-11	8	8	929	929	-7-8	8	8	153	141	0	-6	8	564	-556	-8	-3	8	191	-190	-2	-1	8	522	-526
1-11	8	8	227	-214	-6-8	8	8	298	-299	1	-6	8	1249	1225	-7	-3	8	92	80	-1	-1	8	1444	1520
2-11	8	8	639	-644	-5-8	8	8	145	-129	3	-6	8	1078	-1058	-6	-3	8	457	440	0	-1	8	233	-256
3-11	8	8	259	256	-4-8	8	8	501	487	4	-6	8	241	224	-5	-3	8	444	-429	1	-1	8	966	-993
4-11	8	8	118	123	-3-8	8	8	177	-181	5	-6	8	493	496	-4	-3	8	639	-608	2	-1	8	542	557
5-11	8	8	409	-406	-2-8	8	8	728	-720	6	-6	8	379	-374	-3	-3	8	584	568	3	-1	8	140	136
7-11	8	8	196	188	-1-8	8	8	298	308	7	-6	8	152	-148	-2	-3	8	209	199	4	-1	8	775	-784
-6-10	8	8	262	258	0-8	8	8	597	586	-7	-5	8	235	-240	-1	-3	8	1205	-1200	5	-1	8	123	127
-5-10	8	8	92	-95	1-8	8	8	868	-865	-6	-5	8	267	-259	0	-3	8	875	876	6	-1	8	416	423
-4-10	8	8	295	-290	2-8	8	8	396	376	-5	-5	8	493	477	1	-3	8	1129	1119	7	-1	8	154	-154
-3-10	8	8	333	327	3-8	8	8	1109	1113	-4	-5	8	249	225	2	-3	8	1118	-1097	-8	0	8	102	-100
-2-10	8	8	345	346	4-8	8	8	583	-577	-3	-5	8	548	-543	3	-3	8	356	-339	-7	0	8	327	321
-1-10	8	8	692	-685	5-8	8	8	571	-570	-2	-5	8	268	278	4	-3	8	857	858	-6	0	8	98	-107
0-10	8	8	129	-139	6-8	8	8	502	508	-1	-5	8	1001	990	6	-3	8	508	-517	-5	0	8	408	-440
1-10	8	8	817	820	7-8	8	8	130	131	0	-5	8	783	-781	7	-3	8	190	196	-4	0	8	519	560
2-10	8	8	240	-235	-7-7	8	8	164	169	1	-5	8	707	-709	-7	-2	8	378	-376	-3	0	8	627	648

OBSERVED AND CALCULATED STRUCTURE FACTORS

H	K	L	10FO	10FC	H	K	L	10FO	10FC	H	K	L	10FO	10FC	H	K	L	10FO	10FC	H	K	L	10FO	10FC
-2	0	0	8	1117-1193	3	2	2	8	239 -265	-4	5	8	603 -606	-5	8	8	8	354 -338	-2-16	9	215 -208			
-1	0	0	8	299 -306	4	2	8	520 -532	-3	5	8	243 243	-4	8	8	8	230 -233	0-16	9	124 115				
0	0	0	8	895 972	5	2	8	331 333	-2	5	8	425 436	-3	8	8	8	585 591	-3-15	9	72 72				
1	0	0	8	310 -338	6	2	8	94 89	-1	5	8	565 -576	-1	8	8	8	563 -581	-2-15	9	110 118				
2	0	0	8	819 -838	-8	3	8	160 159	0	5	8	295 -309	0	8	8	8	354 341	-1-15	9	204 -194				
3	0	0	8	444 461	-7	3	8	205 209	1	5	8	524 546	1	8	8	8	315 315	1-15	9	185 181				
4	0	0	8	118 119	-6	3	8	449 -441	2	5	8	381 -386	2	8	8	8	357 -343	2-15	9	84 -91				
5	0	0	8	282 -288	-5	3	8	140 -156	3	5	8	408 -411	3	8	8	8	121 -127	3-15	9	114 -102				
6	0	0	8	155 163	-4	3	8	636 658	4	5	8	396 400	4	8	8	8	258 250	4-15	9	57 80				
7	0	0	8	258 253	-3	3	8	292 -309	5	5	8	302 292	-6	9	8	8	207 200	-4-14	9	185 -189				
-8	1	8	8	177 -164	-2	3	8	391 -426	6	5	8	235 -235	-5	9	8	8	338 343	-3-14	9	58 -54				
-7	1	8	8	76 -72	-1	3	8	1004 1074	-7	6	8	131 -131	-4	9	8	8	370 -362	-2-14	9	289 287				
-6	1	8	8	348 359	0	3	8	190 205	-6	6	8	161 -170	-2	9	8	8	457 448	0-14	9	251 -264				
-5	1	8	8	165 -170	1	3	8	1147-1201	-5	6	8	374 379	-1	9	8	8	247 -235	1-14	9	154 160				
-4	1	8	8	432 -466	2	3	8	410 418	-4	6	8	84 110	0	9	8	8	366 -352	2-14	9	107 110				
-3	1	8	8	635 665	3	3	8	670 670	-3	6	8	643 -653	1	9	8	8	346 340	3-14	9	209 -205				
-2	1	8	8	368 374	4	3	8	388 -399	-1	6	8	287 302	2	9	8	8	101 105	4-14	9	82 -78				
-1	1	8	8	1350-1450	5	3	8	314 -305	0	6	8	441 -460	3	9	8	8	378 -359	-5-13	9	157 162				
0	1	8	8	450 -437	6	3	8	246 248	1	6	8	143 -150	-5	10	8	8	321 299	-4-13	9	186 178				
1	1	8	8	1056 1119	-7	4	8	383 380	2	6	8	481 503	-4	10	8	8	207 202	-3-13	9	271 -279				
2	1	8	8	83 -89	-6	4	8	171 170	4	6	8	309 -318	-3	10	8	8	418 -411	-2-13	9	96 -92				
3	1	8	8	479 -484	-5	4	8	504 -510	5	6	8	220 208	-1	10	8	8	330 325	-1-13	9	309 318				
4	1	8	8	508 514	-4	4	8	68 90	-7	7	8	226 229	0	10	8	8	274 -258	0-13	9	178 -169				
5	1	8	8	150 155	-3	4	8	800 838	-6	7	8	207 -206	1	10	8	8	252 -248	1-13	9	108 -101				
6	1	8	8	166 -174	-2	4	8	478 -515	-5	7	8	305 -297	2	10	8	8	274 256	4-13	9	136 -148				
-8	2	8	8	173 173	-1	4	8	389 -403	-4	7	8	469 473	-4	11	8	8	304 288	-5-12	9	180 -174				
-7	2	8	8	282 -275	0	4	8	793 826	-3	7	8	95 -87	-3	11	8	8	100 110	-4-12	9	168 170				
-6	2	8	8	86 -81	1	4	8	193 -209	-2	7	8	753 -775	-2	11	8	8	385 -368	-3-12	9	183 185				
-5	2	8	8	401 419	2	4	8	927 -944	-1	7	8	245 237	0	11	8	8	257 258	-2-12	9	252 -250				
-4	2	8	8	305 -325	3	4	8	400 410	0	7	8	601 623	1	11	8	8	72 -71	-1-12	9	174 -174				
-3	2	8	8	664 -699	4	4	8	400 392	1	7	8	292 -294	-2	12	8	8	154 152	0-12	9	232 229				
-2	2	8	8	868 914	5	4	8	343 -342	2	7	8	235 -248	-1	12	8	8	291 -275	1-12	9	151 -149				
-1	2	8	8	179 197	6	4	8	85 -73	3	7	8	333 334	-1	17	9	9	136 128	2-12	9	126 -125				
0	2	8	8	1168-1243	-7	5	8	106 -131	4	7	8	77 -62	0	17	9	9	124 -123	4-12	9	59 -57				
1	2	8	8	180 190	-6	5	8	457 455	5	7	8	230 -221	-1	17	9	9	117 -121	5-12	9	101 98				
2	2	8	8	1333 1383	-5	5	8	98 111	-6	8	8	262 255	-3	16	9	9	92 98	-6-11	9	133 132				

OBSERVED AND CALCULATED STRUCTURE FACTORS

H	K	L	10FO	10FC	H	K	L	10FO	10FC	H	K	L	10FO	10FC	H	K	L	10FO	10FC	H	K	L	10FO	10FC
-5-11	9	62	-64	198	-7	-8	9	194	-99	-1	-5	9	103	-99	-1	-2	9	166	-147	2	1	9	55	66
-4-11	9	118	-113	124	-6	-8	9	124	442	0	-5	9	432	442	0	-2	9	191	-203	3	1	9	73	76
-3-11	9	187	186	196	-5	-8	9	196	311	1	-5	9	317	311	2	-2	9	72	90	4	1	9	252	-259
-2-11	9	161	159	69	-4	-8	9	69	77	2	-5	9	248	-236	4	-2	9	197	199	5	1	9	105	-103
-1-11	9	427	-422	347	-3	-8	9	347	357	3	-5	9	112	-120	5	-2	9	65	67	-7	2	9	141	125
0-11	9	247	-255	281	-2	-8	9	281	-277	-6	-4	9	186	179	6	-2	9	125	-127	-5	2	9	101	102
1-11	9	217	228	228	-1	-8	9	228	214	-5	-4	9	228	-213	-7	-1	9	182	167	-3	2	9	232	-237
2-11	9	186	190	149	0	-8	9	149	145	-4	-4	9	114	-109	-6	-1	9	143	-139	-2	2	9	81	95
3-11	9	85	-79	394	1	-8	9	394	-396	-3	-4	9	574	569	-5	-1	9	84	-71	-1	2	9	226	237
4-11	9	105	106	440	2	-8	9	440	-434	-1	-4	9	545	-546	-4	-1	9	248	250	0	2	9	189	-200
6-11	9	90	98	216	3	-8	9	216	214	0	-4	9	101	-90	-3	-1	9	119	-114	1	2	9	128	-141
-6-10	9	99	-95	262	-6	-7	9	262	252	1	-4	9	492	477	-2	-1	9	251	-275	3	2	9	256	-262
-5-10	9	207	198	77	-5	-7	9	77	60	2	-4	9	86	74	-1	-1	9	99	103	4	2	9	165	173
-4-10	9	91	-94	255	-4	-7	9	255	-246	3	-4	9	234	-222	0	-1	9	212	-207	-7	3	9	165	160
-3-10	9	164	-155	413	-2	-7	9	413	413	4	-4	9	161	-172	1	-1	9	325	332	-5	3	9	88	-75
-2-10	9	246	239	430	-1	-7	9	430	-428	5	-4	9	99	-101	2	-1	9	351	347	-3	3	9	249	-252
-1-10	9	148	155	96	0	-7	9	96	-99	6	-4	9	58	51	5	-1	9	199	196	-2	3	9	164	-160
0-10	9	378	-372	136	1	-7	9	136	-154	-8	-3	9	65	-68	6	-1	9	95	-94	-1	3	9	259	266
1-10	9	50	-50	405	2	-7	9	405	-400	-7	-3	9	149	-138	7	-1	9	135	-134	1	3	9	263	-272
2-10	9	521	520	112	3	-7	9	112	124	-6	-3	9	164	148	-8	0	9	91	-56	2	3	9	124	128
3-10	9	182	187	281	4	-7	9	281	273	-5	-3	9	255	257	-6	0	9	104	115	3	3	9	77	77
4-10	9	125	-126	109	-7	-6	9	109	-112	-4	-3	9	203	-205	-5	0	9	187	-191	4	3	9	72	-75
5-10	9	247	-239	193	-5	-6	9	193	181	-3	-3	9	123	113	-4	0	9	237	-256	5	3	9	120	127
7-10	9	72	64	81	-4	-6	9	81	86	-2	-3	9	130	150	-3	0	9	209	205	6	3	9	71	72
-6-9	9	160	-159	247	-3	-6	9	247	-246	-1	-3	9	310	-307	-2	0	9	256	281	-7	4	9	92	-87
-5-9	9	83	-82	302	-2	-6	9	302	-293	0	-3	9	97	85	1	0	9	190	205	-6	4	9	101	85
-4-9	9	283	277	198	-1	-6	9	198	-204	5	-3	9	196	-210	2	0	9	321	325	-4	4	9	84	-52
-2-9	9	77	-78	111	1	-6	9	111	121	6	-3	9	64	77	4	0	9	245	-248	-3	4	9	52	-71
-1-9	9	416	414	159	2	-6	9	159	140	7	-3	9	146	143	6	0	9	55	-41	-2	4	9	408	-422
1-9	9	423	-424	134	3	-6	9	134	-131	-8	-2	9	197	186	-8	1	9	97	85	-1	4	9	124	136
2-9	9	118	112	57	5	-6	9	57	56	-7	-2	9	83	-72	-7	1	9	129	-117	0	4	9	373	380
3-9	9	311	322	187	-7	-5	9	187	178	-6	-2	9	160	-146	-5	1	9	138	138	3	4	9	203	199
4-9	9	242	-227	169	-6	-5	9	169	-169	-5	-2	9	215	211	-4	1	9	108	-115	4	4	9	160	-171
5-9	9	135	-130	207	-5	-5	9	207	-198	-4	-2	9	217	233	-2	1	9	393	408	5	4	9	63	-75
6-9	9	77	-81	264	-4	-5	9	264	256	-3	-2	9	236	-256	-1	1	9	257	278	6	4	9	149	129
7-9	9	57	71	513	-2	-5	9	513	-514	-2	-2	9	168	160	0	1	9	246	-257	-7	5	9	109	-97

OBSERVED AND CALCULATED STRUCTURE FACTORS

PAGE 19

-6	5	9	9	153	-148	1	10	9	73	76	462	470	-5	-9	10	376	367	2	-7	10	708	-721
-4	5	9	9	147	152	-1	-17	10	143	-142	160	-153	-4	-9	10	171	-179	3	-7	10	99	96
-3	5	9	9	116	-105	0	-17	10	133	-145	201	207	-3	-9	10	852	-839	4	-7	10	431	431
-1	5	9	9	71	-95	1	-17	10	282	288	298	-287	-2	-9	10	480	474	5	-7	10	451	-446
0	5	9	9	406	423	3	-17	10	284	-283	73	-78	-1	-9	10	399	411	6	-7	10	177	-171
1	5	9	9	219	222	-3	-16	10	159	-170	627	640	0	-9	10	775	-777	7	-7	10	315	309
2	5	9	9	165	-170	-2	-16	10	97	88	126	-122	1	-9	10	165	-172	7	-6	10	118	-109
5	5	9	9	100	-88	-1	-16	10	174	172	535	-548	2	-9	10	960	961	-6	-6	10	216	207
-6	6	9	9	142	-151	0	-16	10	236	-247	483	484	3	-9	10	344	-328	-5	-6	10	112	106
-5	6	9	9	66	-60	1	-16	10	81	-105	348	353	4	-9	10	364	-363	-4	-6	10	480	-463
-4	6	9	9	151	141	2	-16	10	344	350	361	-358	5	-9	10	402	395	-3	-6	10	362	375
-3	6	9	9	270	272	4	-16	10	305	-299	180	-194	6	-9	10	144	144	-2	-6	10	655	647
-2	6	9	9	62	-48	-3	-15	10	116	118	219	225	7	-9	10	260	-262	-1	-6	10	754	-765
-1	6	9	9	142	-157	-2	-15	10	255	-261	187	-181	-7	-8	10	102	89	0	-6	10	598	-586
1	6	9	9	224	239	0	-15	10	226	240	159	158	-6	-8	10	301	-301	1	-6	10	1211	1207
3	6	9	9	168	-175	1	-15	10	260	-262	320	318	-5	-8	10	107	-105	2	-6	10	106	101
4	6	9	9	83	-93	2	-15	10	148	-152	391	-391	-4	-8	10	479	479	3	-6	10	839	-828
-5	7	9	9	114	-108	3	-15	10	374	379	494	502	-3	-8	10	391	-391	4	-6	10	55	54
-4	7	9	9	75	65	5	-15	10	270	-272	223	-224	-2	-8	10	751	-744	5	-6	10	346	343
-3	7	9	9	107	102	-4	-14	10	143	-142	498	-503	-1	-8	10	793	782	6	-6	10	230	-221
0	7	9	9	79	-73	-3	-14	10	311	310	429	426	0	-8	10	600	609	-7	-5	10	138	-136
1	7	9	9	93	-88	-2	-14	10	93	117	54	-44	1	-8	10	999	-973	-6	-5	10	214	-201
2	7	9	9	94	95	-1	-14	10	500	-518	306	-303	2	-8	10	164	168	-5	-5	10	329	323
4	7	9	9	101	-105	0	-14	10	82	88	63	61	3	-8	10	858	850	-4	-5	10	136	136
-6	8	9	9	74	85	1	-14	10	365	372	306	305	4	-8	10	431	-438	-3	-5	10	480	-490
-5	8	9	9	70	-91	2	-14	10	273	-280	382	-382	5	-8	10	338	-339	-2	-5	10	309	316
-4	8	9	9	136	-130	3	-14	10	57	-72	187	175	6	-8	10	365	359	-1	-5	10	583	596
-3	8	9	9	105	128	4	-14	10	476	473	275	282	-7	-7	10	120	129	0	-5	10	841	-864
0	8	9	9	72	-72	-5	-13	10	194	199	402	-397	-6	-7	10	66	56	1	-5	10	515	-509
3	8	9	9	236	225	-4	-13	10	215	-209	336	-336	-5	-7	10	450	-431	2	-5	10	854	858
-4	9	9	9	134	-146	-3	-13	10	262	-265	453	459	-4	-7	10	93	86	3	-5	10	198	195
0	9	9	9	115	125	-2	-13	10	458	465	243	-242	-3	-7	10	822	804	4	-5	10	642	-639
1	9	9	9	114	121	0	-13	10	517	-535	317	-327	-2	-7	10	560	-556	5	-5	10	185	160
2	9	9	9	128	-126	1	-13	10	299	293	370	364	-1	-7	10	804	-786	6	-5	10	323	322
-4	10	9	9	59	-75	2	-13	10	494	504	134	124	0	-7	10	1003	1009	7	-5	10	119	-128
-2	10	9	9	193	192	3	-13	10	337	-349	235	-237	1	-7	10	456	455	-7	-4	10	328	318

OBSERVED AND CALCULATED STRUCTURE FACTORS

-6	-4	10	174	-180	0	-2	10	933	-959	-2	1	10	429	434	-5	4	10	440	-443	-2	7	10	422	-436
-5	-4	10	509	-494	1	-2	10	620	655	-1	1	10	894	-937	-4	4	10	421	427	-1	7	10	337	316
-4	-4	10	526	524	2	-2	10	316	308	0	1	10	135	-132	-3	4	10	524	555	0	7	10	418	420
-3	-4	10	200	200	3	-2	10	959	-964	1	1	10	933	960	-2	4	10	403	-407	1	7	10	395	-382
-2	-4	10	684	-705	5	-2	10	473	467	2	1	10	129	-145	-1	4	10	431	-446	2	7	10	180	-177
-1	-4	10	171	189	6	-2	10	259	-261	3	1	10	470	-473	0	4	10	672	688	3	7	10	368	357
0	-4	10	420	443	7	-2	10	242	-249	4	1	10	216	222	1	4	10	187	-182	-5	8	10	219	-209
1	-4	10	703	-732	-6	-1	10	405	-424	5	1	10	224	217	2	4	10	489	-494	-4	8	10	133	-139
2	-4	10	233	-229	-5	-1	10	400	421	6	1	10	233	-226	3	4	10	178	173	-3	8	10	390	376
3	-4	10	1007	997	-4	-1	10	526	551	-7	2	10	346	-345	4	4	10	256	248	-2	8	10	68	-60
4	-4	10	92	75	-3	-1	10	751	-785	-5	2	10	532	554	5	4	10	264	-261	-1	8	10	309	-301
5	-4	10	581	-581	-1	-1	10	564	616	-4	2	10	306	-307	-7	5	10	80	-69	0	8	10	415	390
6	-4	10	190	185	0	-1	10	256	-279	-3	2	10	571	-598	-6	5	10	261	263	1	8	10	151	153
7	-4	10	211	208	1	-1	10	782	-805	-2	2	10	776	810	-4	5	10	464	-461	2	8	10	531	-490
-7	-3	10	70	73	2	-1	10	458	479	-1	2	10	500	513	-3	5	10	485	490	-4	9	10	213	-205
-6	-3	10	344	338	3	-1	10	138	-139	0	2	10	947	-976	-2	5	10	345	358	-2	9	10	248	242
-5	-3	10	416	-408	4	-1	10	575	-581	1	2	10	178	184	-1	5	10	676	-693	-1	9	10	218	-196
-4	-3	10	532	-516	5	-1	10	147	150	2	2	10	573	575	0	5	10	289	-299	0	9	10	230	-221
-3	-3	10	799	803	6	-1	10	456	449	3	2	10	84	-86	1	5	10	499	504	1	9	10	304	284
-2	-3	10	110	-97	-7	0	10	297	316	4	2	10	432	-426	2	5	10	53	-20	-3	10	10	298	-287
-1	-3	10	731	-743	-5	0	10	429	-458	5	2	10	257	263	3	5	10	352	-354	-2	10	10	83	-84
0	-3	10	657	673	-4	0	10	372	395	-7	3	10	91	111	4	5	10	227	220	-1	10	10	185	185
1	-3	10	703	695	-3	0	10	364	387	-6	3	10	461	-467	5	5	10	188	179	0	10	10	136	-123
2	-3	10	826	-843	-2	0	10	849	-906	-5	3	10	76	75	-6	6	10	150	-161	-1	-17	11	94	97
3	-3	10	173	-143	-1	0	10	210	-208	-4	3	10	752	794	-5	6	10	247	248	0	-17	11	148	-139
4	-3	10	771	762	0	0	10	534	577	-3	3	10	218	-228	-3	6	10	504	-509	1	-17	11	95	-102
5	-3	10	108	-105	1	0	10	330	-355	-2	3	10	578	-607	-2	6	10	284	277	2	-17	11	120	126
6	-3	10	506	-507	2	0	10	448	-459	-1	3	10	836	867	-1	6	10	418	425	-2	-16	11	117	-110
7	-3	10	111	123	3	0	10	337	350	0	3	10	77	85	0	6	10	469	-470	2	-16	11	63	-79
-7	-2	10	334	-324	4	0	10	192	194	1	3	10	716	-736	1	6	10	245	-249	3	-16	11	161	167
-6	-2	10	214	206	5	0	10	319	-323	2	3	10	336	337	2	6	10	488	486	-3	-15	11	155	150
-5	-2	10	431	430	6	0	10	85	83	3	3	10	362	369	3	6	10	71	70	-2	-15	11	69	64
-4	-2	10	777	-784	-6	1	10	362	385	4	3	10	396	-395	4	6	10	235	-237	-1	-15	11	134	-135
-3	-2	10	276	-269	-5	1	10	101	-114	5	3	10	230	-218	-6	7	10	198	-186	0	-15	11	166	171
-2	-2	10	1297	1333	-4	1	10	644	-675	-7	4	10	233	232	-5	7	10	253	-254	1	-15	11	60	64
-1	-2	10	92	-78	-3	1	10	404	434	-6	4	10	86	93	-4	7	10	341	344	2	-15	11	158	-150

OBSERVED AND CALCULATED STRUCTURE FACTORS

H	K	L	10FO	10FC	H	K	L	10FO	10FC	H	K	L	10FO	10FC	H	K	L	10FO	10FC
3-15	11	11	88	-73	-3-10	11	11	300	-296	-6	-6	11	107	-112	0	-3	11	141	-130
4-15	11	11	199	202	-2-10	11	11	616	621	-5	-6	11	57	68	1	-3	11	69	93
-4-14	11	11	204	-216	-1-10	11	11	190	190	-4	-6	11	88	-88	2	-3	11	176	-193
-3-14	11	11	71	-58	0-10	11	11	282	-277	-3	-6	11	183	-187	4	-3	11	195	200
-2-14	11	11	313	318	1-10	11	11	179	-190	-2	-6	11	140	148	6	-3	11	81	74
0-14	11	11	181	-187	2-10	11	11	258	254	-1	-6	11	185	188	-7	-2	11	90	-80
1-14	11	11	75	92	3-10	11	11	204	210	0	-6	11	139	-137	-6	-2	11	71	-74
3-14	11	11	214	-220	4-10	11	11	130	-134	1	-6	11	201	-194	-5	-2	11	191	193
-5-13	11	11	166	166	5-10	11	11	133	-136	2	-6	11	181	170	-3	-2	11	88	-89
-4-13	11	11	136	126	-6	-9	11	229	-224	3	-6	11	206	200	-2	-2	11	177	-204
-3-13	11	11	213	-214	-4	-9	11	310	311	5	-6	11	104	-111	-1	-2	11	367	-370
-1-13	11	11	203	205	-3	-9	11	124	115	-7	-5	11	177	172	1	-2	11	355	365
0-13	11	11	75	-78	-2	-9	11	279	-273	-6	-5	11	142	-147	2	-2	11	146	156
1-13	11	11	164	-173	-1	-9	11	406	398	-5	-5	11	295	-294	4	-2	11	117	128
3-13	11	11	172	-170	1	-9	11	170	-169	-4	-5	11	252	263	6	-2	11	77	-94
5-13	11	11	65	69	3	-9	11	85	95	-2	-5	11	153	-159	-7	-1	11	126	108
-5-12	11	11	159	-147	5	-9	11	133	-135	-1	-5	11	159	161	-6	-1	11	185	-188
-4-12	11	11	110	109	-7	-8	11	170	173	0	-5	11	311	326	-5	-1	11	127	-130
-3-12	11	11	91	93	-5	-8	11	223	-216	1	-5	11	215	-218	-4	-1	11	94	107
-2-12	11	11	260	-258	-4	-8	11	193	192	2	-5	11	136	-139	-3	-1	11	149	164
-1-12	11	11	118	-107	-3	-8	11	287	295	3	-5	11	119	114	-2	-1	11	132	-140
0-12	11	11	69	70	-2	-8	11	104	-112	5	-5	11	68	-69	0	-1	11	70	-63
3-12	11	11	130	135	0	-8	11	132	138	6	-5	11	85	-93	1	-1	11	405	422
4-12	11	11	123	-118	1	-8	11	314	-316	-6	-4	11	176	168	2	-1	11	313	314
-6-11	11	11	167	162	4	-8	11	55	67	-5	-4	11	125	-122	3	-1	11	143	-145
-4-11	11	11	231	-233	-6	-7	11	180	179	-4	-4	11	171	-185	4	-1	11	126	-132
-2-11	11	11	117	124	-5	-7	11	64	-69	-3	-4	11	334	353	5	-1	11	57	60
-1-11	11	11	88	-90	-4	-7	11	190	-198	-2	-4	11	76	80	6	-1	11	74	99
0-11	11	11	57	-69	-3	-7	11	273	274	-1	-4	11	157	-171	-6	0	11	123	127
1-11	11	11	330	327	-2	-7	11	104	108	0	-4	11	112	135	-5	0	11	106	-119
2-11	11	11	151	149	-1	-7	11	387	-388	2	-4	11	369	-368	-4	0	11	124	-131
3-11	11	11	215	-213	0	-7	11	63	-67	-7	-3	11	198	-179	-3	0	11	234	222
4-11	11	11	70	-80	1	-7	11	123	132	-6	-3	11	190	187	-2	0	11	336	361
5-11	11	11	143	140	2	-7	11	152	-146	-5	-3	11	165	164	-1	0	11	95	-105
-5-10	11	11	198	195	3	-7	11	131	142	-2	-3	11	88	-68	0	0	11	245	-271
-4-10	11	11	86	-91	4	-7	11	85	82	-1	-3	11	214	-216	2	0	11	232	242

OBSERVED AND CALCULATED STRUCTURE FACTORS

H	K	L	10FO	10FC	H	K	L	10FO	10FC	H	K	L	10FO	10FC	H	K	L	10FO	10FC	H	K	L	10FO	10FC	
0	4	11	126	125	3-14	12	66	-73	264	263	-3-10	12	264	263	-5	-7	12	482	-474	-6	-4	12	211	-222	
3	4	11	66	75	4-14	12	370	369	117	109	-2-10	12	117	109	-3	-7	12	715	716	-5	-4	12	340	-352	
4	4	11	99	-97	-5-13	12	176	176	302	-284	-1-10	12	302	-284	-2	-7	12	340	-337	-4	-4	12	522	532	
0	5	11	128	143	-4-13	12	196	-196	157	-168	0-10	12	157	-168	-1	-7	12	457	-466	-3	-4	12	82	73	
2	5	11	127	-123	-3-13	12	140	-140	207	204	1-10	12	207	204	0	-7	12	787	791	-2	-4	12	701	-713	
-4	6	11	93	85	-2-13	12	433	434	333	-330	2-10	12	333	-330	-1	-4	12	633	-633	-1	-4	12	198	213	
3	6	11	93	-92	-1-13	12	71	-79	141	-143	3-10	12	141	-143	3	-7	12	96	89	0	-4	12	849	844	
-2	7	11	170	-174	0-13	12	446	-459	436	419	4-10	12	436	419	4	-7	12	257	259	1	-4	12	519	-529	
2	7	11	56	69	1-13	12	418	418	180	176	5-10	12	180	176	5	-7	12	343	-349	2	-4	12	186	-178	
-2	8	11	133	-133	2-13	12	417	421	362	-355	6-10	12	362	-355	-7	-6	12	175	-170	3	-4	12	712	716	
0	8	11	176	182	3-13	12	391	-400	315	313	-5	-9	12	315	313	-6	-6	12	233	234	5	-4	12	506	-488
-3	9	11	110	117	4-13	12	210	-215	147	-148	-4	-9	12	147	-148	-5	-6	12	180	173	6	-4	12	89	84
-1	9	11	118	-133	5-13	12	377	385	677	-664	-3	-9	12	677	-664	-4	-6	12	308	-299	-7	-3	12	73	82
0	9	11	73	70	-5-12	12	111	114	467	469	-2	-9	12	467	469	-3	-6	12	98	95	-6	-3	12	251	252
1	9	11	149	153	-4-12	12	228	229	285	282	-1	-9	12	285	282	-2	-6	12	606	603	-5	-3	12	425	-424
-1	10	11	92	-73	-3-12	12	318	-319	825	-821	0	-9	12	825	-821	-1	-6	12	557	-558	-4	-3	12	209	-205
-1	17	12	107	-111	-1-12	12	608	611	106	116	1	-9	12	106	116	0	-6	12	560	-549	-3	-3	12	790	813
0	17	12	125	-130	0-12	12	242	-237	564	555	2	-9	12	564	555	1	-6	12	613	605	-1	-3	12	758	-778
1	17	12	214	222	1-12	12	591	-608	204	-196	3	-9	12	204	-196	2	-6	12	121	117	0	-3	12	539	559
-1	16	12	192	197	2-12	12	426	429	291	-299	4	-9	12	291	-299	3	-6	12	587	-579	1	-3	12	725	723
0	16	12	92	-96	3-12	12	284	288	400	398	5	-9	12	400	398	4	-6	12	92	93	2	-3	12	666	-665
1	16	12	251	-264	4-12	12	291	-284	65	57	6	-9	12	65	57	5	-6	12	340	336	3	-3	12	181	-171
2	16	12	150	156	5-12	12	203	-206	272	-272	-6	-8	12	272	-272	6	-6	12	151	-158	4	-3	12	427	425
-2	15	12	336	-343	-5-11	12	222	-212	454	444	-4	-8	12	454	444	-6	-5	12	151	-149	5	-3	12	183	-179
-1	15	12	92	96	-4-11	12	133	131	429	-436	-3	-8	12	429	-436	-5	-5	12	408	408	6	-3	12	304	-281
0	15	12	202	197	-3-11	12	237	237	732	-727	-2	-8	12	732	-727	-3	-5	12	590	-580	-7	-2	12	246	-246
1	15	12	221	-214	-2-11	12	97	-98	903	899	-1	-8	12	903	899	-2	-5	12	109	115	-6	-2	12	250	237
2	15	12	246	-250	-1-11	12	225	-231	427	417	0	-8	12	427	417	-1	-5	12	546	540	-5	-2	12	218	237
3	15	12	305	309	0-11	12	339	348	729	-732	1	-8	12	729	-732	0	-5	12	580	-595	-4	-2	12	545	-563
4	15	12	98	95	1-11	12	356	-348	63	74	2	-8	12	63	74	1	-5	12	416	-395	-3	-2	12	70	77
-4	14	12	160	-163	2-11	12	295	-307	503	506	3	-8	12	503	506	2	-5	12	800	787	-2	-2	12	912	936
-3	14	12	274	288	3-11	12	322	328	399	-388	4	-8	12	399	-388	3	-5	12	154	151	-1	-2	12	159	-172
-1	14	12	453	-465	4-11	12	216	215	227	-222	5	-8	12	227	-222	4	-5	12	409	-406	0	-2	12	823	-842
0	14	12	206	205	5-11	12	344	-344	313	310	6	-8	12	313	310	5	-5	12	127	122	1	-2	12	552	567
1	14	12	398	416	-6-10	12	214	215	205	204	-7	-7	12	205	204	6	-5	12	242	237	2	-2	12	253	243
2	14	12	289	-295	-4-10	12	399	-393	122	113	-6	-7	12	122	113	-7	-4	12	214	215	3	-2	12	641	-650

OBSERVED AND CALCULATED STRUCTURE FACTORS

PAGE 23

H	K	L	10FO	10FC	H	K	L	10FO	10FC	H	K	L	10FO	10FC	H	K	L	10FO	10FC
5	-2	12	326	320	-7	2	12	340	-349	-1	5	12	396	-386	1	-15	13	164	172
6	-2	12	224	-218	-5	2	12	497	512	0	5	12	259	-261	2	-15	13	138	-141
-6	-1	12	270	-290	-4	2	12	267	-273	1	5	12	398	385	-4	-14	13	148	-150
-5	-1	12	262	264	-3	2	12	513	-533	2	5	12	124	127	-3	-14	13	65	-49
-4	-1	12	177	177	-2	2	12	502	511	3	5	12	165	-169	-2	-14	13	255	251
-3	-1	12	453	-485	-1	2	12	381	404	4	5	12	119	107	0	-14	13	182	-181
-2	-1	12	164	173	0	2	12	288	-298	-5	6	12	245	242	1	-14	13	63	71
-1	-1	12	666	699	1	2	12	147	148	-3	6	12	345	-344	3	-14	13	176	-174
0	-1	12	589	-603	2	2	12	422	418	-2	6	12	225	205	-3	-13	13	199	-201
1	-1	12	636	-648	3	2	12	476	-465	-1	6	12	401	398	-1	-13	13	167	170
2	-1	12	447	458	4	2	12	266	-256	0	6	12	346	-331	0	-13	13	105	-103
3	-1	12	348	350	5	2	12	322	307	1	6	12	178	-176	-3	-8	13	139	-142
4	-1	12	605	-599	-6	3	12	368	-385	2	6	12	388	372	-2	-8	13	55	58
5	-1	12	54	56	-5	3	12	89	75	3	6	12	71	61	-5	-12	13	134	-133
6	-1	12	279	267	-4	3	12	547	565	-5	7	12	154	-156	-2	-12	13	84	-86
-7	0	12	247	265	-3	3	12	253	-246	-4	7	12	358	339	0	-12	13	96	98
-5	0	12	361	-385	-2	3	12	160	-166	-2	7	12	381	-373	1	-12	13	138	-136
-4	0	12	137	144	-1	3	12	458	466	-1	7	12	316	297	2	-12	13	206	-209
-3	0	12	182	204	1	3	12	463	-474	0	7	12	303	306	3	-12	13	234	223
-2	0	12	451	-470	2	3	12	150	158	1	7	12	414	-387	4	-12	13	143	148
0	0	12	489	519	3	3	12	230	226	2	7	12	130	-122	-4	-11	13	256	-249
1	0	12	424	-441	4	3	12	365	-356	-3	8	12	361	344	-3	-11	13	105	114
2	0	12	468	-480	-5	4	12	356	-367	-2	8	12	129	-103	-1	-11	13	102	-111
3	0	12	454	472	-4	4	12	353	354	-1	8	12	319	-304	0	-11	13	55	-45
4	0	12	338	320	-3	4	12	473	485	0	8	12	283	254	1	-11	13	325	330
5	0	12	346	-343	-2	4	12	513	-508	-2	9	12	270	250	2	-11	13	70	87
-6	1	12	332	342	-1	4	12	328	-337	-1	9	12	253	-218	3	-11	13	197	-192
-5	1	12	107	-106	0	4	12	335	336	1	-17	13	81	-95	4	-11	13	94	98
-4	1	12	570	-593	1	4	12	86	104	2	-17	13	160	151	-5	-10	13	246	237
-3	1	12	245	260	2	4	12	334	-333	-2	-16	13	160	-163	-4	-10	13	79	-89
-2	1	12	401	418	3	4	12	222	204	0	-16	13	148	145	-3	-10	13	449	-448
-1	1	12	512	-551	4	4	12	138	138	2	-16	13	74	-65	-2	-10	13	227	239
1	1	12	634	645	-6	5	12	234	232	3	-16	13	147	153	-1	-10	13	381	388
3	1	12	452	-445	-4	5	12	395	-395	-3	-15	13	170	168	0	-10	13	93	100
4	1	12	399	395	-3	5	12	229	221	-1	-15	13	172	-182	1	-10	13	69	-84
5	1	12	74	66	-2	5	12	348	359	0	-15	13	131	140	3	-10	13	135	-139

OBSERVED AND CALCULATED STRUCTURE FACTORS

H	K	L	10FO	10FC	H	K	L	10FO	10FC	H	K	L	10FO	10FC	H	K	L	10FO	10FC	H	K	L	10FO	10FC
5	-6	13	166	-163	6	-2	13	71	-71	4	4	13	89	-90	2	-13	14	272	278	-3	-9	14	256	-256
-7	-5	13	164	161	-5	-1	13	108	-99	-3	5	13	64	-35	3	-13	14	325	-325	-2	-9	14	477	483
-6	-5	13	123	-115	-2	-1	13	51	36	-2	5	13	73	88	4	-13	14	140	-132	-1	-9	14	139	133
-5	-5	13	210	-212	2	-1	13	351	351	-1	5	13	162	144	-5	-12	14	156	158	0	-9	14	612	-602
-4	-5	13	203	204	3	-1	13	124	-118	0	5	13	60	-54	-4	-12	14	258	245	1	-9	14	64	67
-3	-5	13	84	92	4	-1	13	124	-129	1	5	13	135	-121	-3	-12	14	309	-311	2	-9	14	629	624
-2	-5	13	151	-160	-6	0	13	128	135	2	5	13	111	-103	-1	-12	14	488	487	3	-9	14	255	-249
-1	-5	13	174	183	-4	0	13	91	-98	-4	6	13	94	65	0	-12	14	80	-68	4	-9	14	303	-294
0	-5	13	228	242	-3	0	13	70	64	-3	6	13	74	-87	1	-12	14	462	-470	5	-9	14	304	288
1	-5	13	322	-328	-2	0	13	157	175	-2	6	13	117	-89	2	-12	14	206	199	-6	-8	14	289	-287
2	-5	13	268	-271	-1	0	13	51	52	-1	6	13	86	93	3	-12	14	250	258	-5	-8	14	75	76
3	-5	13	84	81	2	0	13	246	-239	1	6	13	81	-60	4	-12	14	339	-334	-4	-8	14	408	409
4	-5	13	71	76	-5	1	13	249	240	-3	7	13	65	-58	5	-12	14	76	-87	-3	-8	14	367	-380
5	-5	13	78	-87	-4	1	13	70	-96	-2	7	13	172	-161	-5	-11	14	130	-130	-2	-8	14	265	-264
-7	-4	13	103	95	-3	1	13	134	130	-2	8	13	103	-116	-4	-11	14	199	204	-1	-8	14	601	618
-6	-4	13	121	122	0	1	13	407	-410	0	8	13	136	138	-3	-11	14	239	228	0	-8	14	135	130
-5	-4	13	173	-173	-6	2	13	105	-87	-1	-16	14	171	176	-2	-11	14	322	-325	1	-8	14	674	-668
-3	-4	13	275	286	-5	2	13	67	78	0	-16	14	106	-106	-1	-11	14	129	-132	2	-8	14	147	143
-2	-4	13	169	-170	-4	2	13	187	182	1	-16	14	170	-189	0	-11	14	311	304	3	-8	14	435	428
-1	-4	13	74	-88	-3	2	13	139	-155	2	-16	14	113	126	1	-11	14	85	-79	4	-8	14	338	-333
0	-4	13	62	92	-2	2	13	159	-164	-2	-15	14	258	-260	2	-11	14	470	-458	5	-8	14	198	-201
1	-4	13	129	-132	2	2	13	94	99	0	-15	14	303	307	3	-11	14	295	284	6	-8	14	234	226
2	-4	13	363	-366	4	2	13	82	88	1	-15	14	243	-244	4	-11	14	236	234	-6	-7	14	200	196
4	-4	13	126	116	-5	3	13	118	-107	2	-15	14	178	-181	5	-11	14	257	-256	-5	-7	14	431	-428
-6	-3	13	142	131	-4	3	13	78	-87	3	-15	14	140	143	-4	-10	14	274	-280	-4	-7	14	61	53
-4	-3	13	185	-187	-3	3	13	102	92	-3	-14	14	237	239	-3	-10	14	142	136	-3	-7	14	391	402
-2	-3	13	126	121	-2	3	13	143	152	-1	-14	14	363	-365	-2	-10	14	157	159	-2	-7	14	244	-261
-1	-3	13	269	-272	-1	3	13	102	-103	0	-14	14	228	206	-1	-10	14	344	-342	-1	-7	14	223	-220
2	-3	13	149	-144	0	3	13	151	-159	1	-14	14	316	315	1	-10	14	313	309	0	-7	14	469	480
4	-3	13	56	64	2	3	13	274	266	2	-14	14	321	-325	2	-10	14	56	-53	1	-7	14	90	-88
5	-3	13	75	69	4	3	13	104	-99	3	-14	14	56	-44	3	-10	14	324	-324	2	-7	14	628	-615
6	-3	13	100	98	-3	4	13	75	-79	4	-14	14	309	312	4	-10	14	370	365	3	-7	14	195	188
-3	-2	13	138	-142	-2	4	13	87	91	-4	-13	14	213	-212	5	-10	14	159	159	4	-7	14	375	372
-1	-2	13	53	-35	-1	4	13	59	67	-2	-13	14	298	292	-6	-9	14	64	-71	5	-7	14	303	-298
3	-2	13	109	122	1	4	13	177	-170	0	-13	14	342	-350	-5	-9	14	205	207	6	-7	14	119	-114
4	-2	13	158	157	3	4	13	119	111	1	-13	14	346	350	-4	-9	14	211	-212	-6	-6	14	206	206

-5	-6	14	170	178	-6	-3	14	213	215	2	0	14	410	-413	-1	4	14	160	-162	1-12	15	83	-80	
-4	-6	14	400	-413	-5	-3	14	327	-335	3	0	14	447	429	0	4	14	319	303	2-12	15	144	-149	
-3	-6	14	63	50	-4	-3	14	160	-168	4	0	14	237	220	1	4	14	69	-49	3-12	15	109	108	
-2	-6	14	313	312	-3	-3	14	671	686	5	0	14	268	-262	2	4	14	245	-240	4-12	15	116	119	
-1	-6	14	309	-315	-1	-3	14	552	-571	-6	1	14	266	266	3	4	14	156	137	-4-11	15	211	-210	
0	-6	14	257	-250	0	-3	14	431	446	-5	1	14	228	-223	-4	5	14	275	-265	-2-11	15	234	227	
1	-6	14	446	440	1	-3	14	435	433	-4	1	14	339	-357	-2	5	14	248	241	-1-11	15	137	-138	
2	-6	14	86	-72	2	-3	14	331	-336	-3	1	14	168	176	-1	5	14	256	-244	1-11	15	181	183	
3	-6	14	412	-406	3	-3	14	117	-107	-2	1	14	435	447	0	5	14	71	-90	2-11	15	117	-113	
4	-6	14	171	169	4	-3	14	237	246	-1	1	14	444	-451	1	5	14	339	314	3-11	15	146	-151	
5	-6	14	401	378	5	-3	14	213	-206	1	1	14	535	531	-4	6	14	81	84	4-11	15	100	96	
6	-6	14	181	-181	-6	-2	14	184	187	2	1	14	308	-287	-3	6	14	312	-300	-5-10	15	212	209	
-6	-5	14	149	-144	-5	-2	14	246	236	3	1	14	281	-270	-2	6	14	116	104	-3-10	15	207	-199	
-5	-5	14	329	318	-4	-2	14	400	-408	4	1	14	315	305	-1	6	14	281	270	-2-10	15	93	100	
-4	-5	14	117	113	-2	-2	14	707	721	-5	2	14	334	337	0	6	14	190	-177	-1-10	15	185	188	
-3	-5	14	619	-622	-1	-2	14	257	-263	-4	2	14	257	-252	-2	7	14	287	-274	0-10	15	245	-251	
-2	-5	14	87	-78	0	-2	14	649	-643	-3	2	14	231	-232	-1	7	14	171	155	1-10	15	137	142	
-1	-5	14	669	664	1	-2	14	340	342	-2	2	14	383	374	0	7	14	174	163	3-10	15	206	-197	
0	-5	14	302	-310	2	-2	14	323	318	-1	2	14	228	217	0	-16	15	210	208	4-10	15	62	-61	
1	-5	14	233	-225	3	-2	14	436	-432	0	2	14	530	-519	-1	-15	15	159	-162	5-10	15	116	117	
2	-5	14	474	459	5	-2	14	176	182	1	2	14	184	171	0	-15	15	67	57	-2	-9	15	139	-141
3	-5	14	94	93	-6	-1	14	156	-159	2	2	14	323	322	1	-15	15	113	121	-1	-9	15	122	134
4	-5	14	340	-335	-5	-1	14	248	237	3	2	14	355	-333	2	-15	15	88	-99	1	-9	15	91	-107
5	-5	14	238	235	-4	-1	14	130	127	4	2	14	181	-167	-2	-14	15	91	75	-5	-8	15	76	-93
6	-5	14	246	233	-3	-1	14	510	-534	-5	3	14	102	95	0	-14	15	199	-200	-4	-8	15	85	103
-6	-4	14	202	-203	-1	-1	14	511	524	-4	3	14	209	209	1	-14	15	61	66	-2	-8	15	108	-111
-5	-4	14	211	-210	0	-1	14	426	-434	-3	3	14	263	-249	2	-14	15	84	84	-1	-8	15	113	-115
-4	-4	14	435	435	1	-1	14	493	-489	-2	3	14	177	-196	-4	-13	15	95	95	0	-8	15	110	133
-2	-4	14	589	-603	2	-1	14	382	384	-1	3	14	459	442	-3	-13	15	297	-309	-6	-7	15	121	115
-1	-4	14	185	195	3	-1	14	330	312	1	3	14	450	-428	-1	-13	15	70	84	-4	-7	15	157	-160
0	-4	14	707	701	4	-1	14	274	-269	2	3	14	163	154	0	-13	15	99	-93	-2	-7	15	101	108
1	-4	14	298	-300	-5	0	14	331	-345	3	3	14	173	173	1	-13	15	184	-183	1	-7	15	143	142
2	-4	14	87	-91	-3	0	14	199	209	-5	4	14	202	-219	2	-13	15	95	102	2	-7	15	65	65
3	-4	14	461	458	-2	0	14	487	-516	-4	4	14	99	89	3	-13	15	98	98	-6	-6	15	105	-92
4	-4	14	86	-79	0	0	14	638	650	-3	4	14	207	213	-2	-12	15	208	-214	-5	-6	15	99	98
5	-4	14	314	-303	1	0	14	260	-270	-2	4	14	274	-262	0	-12	15	236	246	-4	-6	15	121	119

OBSERVED AND CALCULATED STRUCTURE FACTORS

H	K	L	10FO	10FC	H	K	L	10FO	10FC	H	K	L	10FO	10FC	H	K	L	10FO	10FC	H	K	L	10FO	10FC
-3	-6	15	177	-187	-6	0	15	146	134	2-14	16	272	-273	1	-9	16	104	86	5	-6	16	286	271	
-1	-6	15	261	274	-3	0	15	80	70	-2-13	16	250	250	2	-9	16	479	463	-6	-5	16	128	-134	
2	-6	15	50	65	-1	0	15	97	-87	0-13	16	199	-203	3	-9	16	162	-149	-5	-5	16	229	223	
3	-6	15	95	-109	0	0	15	158	172	1-13	16	181	169	4	-9	16	299	-287	-3	-5	16	470	-458	
4	-6	15	66	-70	2	0	15	107	-115	2-13	16	75	88	5	-9	16	173	173	-1	-5	16	438	424	
-6	-5	15	139	-139	-5	1	15	178	174	3-13	16	282	-278	-5	-8	16	100	121	0	-5	16	275	-269	
-4	-5	15	254	258	-4	1	15	125	-132	-4-12	16	198	203	-4	-8	16	250	243	1	-5	16	177	-185	
-2	-5	15	84	-81	-2	1	15	154	153	-3-12	16	244	-243	-3	-8	16	176	-174	2	-5	16	544	533	
0	-5	15	117	123	-1	1	15	132	-154	-2-12	16	98	-93	-2	-8	16	234	-223	4	-5	16	311	-301	
1	-5	15	226	-234	3	1	15	64	-68	-1-12	16	372	358	-1	-8	16	502	489	5	-5	16	185	181	
2	-5	15	91	-104	-4	2	15	169	146	1-12	16	311	-308	1	-8	16	561	-540	-6	-4	16	156	-148	
4	-5	15	74	-97	-1	2	15	70	-66	2-12	16	147	151	2	-8	16	125	102	-5	-4	16	142	-151	
-6	-4	15	110	96	0	2	15	101	-124	3-12	16	116	116	3	-8	16	317	312	-4	-4	16	318	321	
-5	-4	15	183	-183	1	2	15	168	158	4-12	16	196	-207	4	-8	16	292	-277	-2	-4	16	405	-409	
-3	-4	15	291	295	2	2	15	106	103	-4-11	16	165	162	5	-8	16	135	-128	-1	-4	16	292	286	
-2	-4	15	90	-106	-5	3	15	86	-58	-3-11	16	210	200	-5	-7	16	232	-239	0	-4	16	423	412	
-1	-4	15	200	-203	-4	3	15	64	-61	-2-11	16	291	-296	-4	-7	16	90	99	1	-4	16	285	-276	
0	-4	15	67	-71	-1	3	15	77	87	-1-11	16	220	-207	-3	-7	16	285	272	2	-4	16	201	-192	
-6	-3	15	91	103	0	3	15	112	-110	0-11	16	402	397	-2	-7	16	229	-240	3	-4	16	436	423	
-4	-3	15	242	-234	2	3	15	165	156	2-11	16	322	-320	-1	-7	16	285	-268	4	-4	16	180	-171	
-2	-3	15	92	93	-2	4	15	94	78	3-11	16	191	192	0	-7	16	363	377	-6	-3	16	224	242	
0	-3	15	142	-156	-1	4	15	85	90	4-11	16	172	165	1	-7	16	131	-136	-5	-3	16	193	-195	
3	-3	15	142	144	1	4	15	101	-92	-4-10	16	176	-182	2	-7	16	508	-502	-4	-3	16	68	-77	
5	-3	15	91	-93	1	5	15	58	-62	-3-10	16	146	148	3	-7	16	140	143	-3	-3	16	371	371	
-4	-2	15	107	-113	-2	6	15	71	-46	-2-10	16	195	186	4	-7	16	364	354	-2	-3	16	77	-81	
-3	-2	15	126	-134	0	-16	16	173	-179	-1-10	16	448	-443	5	-7	16	160	-166	-1	-3	16	314	-318	
-1	-2	15	187	200	1	-16	16	110	-117	1-10	16	509	503	-6	-6	16	172	168	0	-3	16	321	323	
0	-2	15	103	105	-2	-15	16	282	-280	2-10	16	74	-71	-5	-6	16	69	74	1	-3	16	155	166	
2	-2	15	158	-150	-1	-15	16	122	125	3-10	16	269	-257	-4	-6	16	293	-296	2	-3	16	418	-414	
3	-2	15	67	77	0	-15	16	199	209	4-10	16	258	242	-2	-6	16	279	282	4	-3	16	250	242	
4	-2	15	93	96	1	-15	16	240	-234	-5	-9	16	121	120	-1	-6	16	344	-351	-6	-2	16	197	195
-5	-1	15	72	-76	-3	-14	16	122	112	-4	-9	16	105	-109	0	-6	16	315	-302	-5	-2	16	220	212
-1	-1	15	160	165	-2	-14	16	70	84	-3	-9	16	212	-209	1	-6	16	368	377	-4	-2	16	243	-261
0	-1	15	116	140	-1	-14	16	239	-241	-2	-9	16	305	300	2	-6	16	93	74	-3	-2	16	117	-107
1	-1	15	125	-133	0	-14	16	245	242	-1	-9	16	221	213	3	-6	16	376	-367	-2	-2	16	360	364
2	-1	15	122	-126	1	-14	16	181	191	0	-9	16	512	-497	4	-6	16	224	217	-1	-2	16	159	-169

OBSERVED AND CALCULATED STRUCTURE FACTORS

PAGE 27

H	K	L	10FO	10FC	H	K	L	10FO	10FC	H	K	L	10FO	10FC	H	K	L	10FO	10FC
0	-2	16	339	-339	2	2	16	233	217	-4	-9	17	129	134	-2	-3	17	73	64
1	-2	16	187	190	-4	3	16	192	184	-3	-9	17	159	-161	3	-3	17	149	137
2	-2	16	169	154	-3	3	16	296	-266	-1	-9	17	128	133	-1	-2	17	164	160
3	-2	16	268	-274	-2	3	16	102	-107	1	-9	17	142	-147	2	-2	17	54	-55
4	-2	16	58	52	-1	3	16	337	310	4	-9	17	83	101	-5	-1	17	108	-102
-5	-1	16	255	243	0	3	16	76	-51	-5	-8	17	85	-85	-4	-1	17	117	117
-4	-1	16	163	169	1	3	16	379	-352	-2	-8	17	74	-86	0	-1	17	117	118
-3	-1	16	369	-368	2	3	16	75	65	0	-8	17	150	158	2	-1	17	97	-93
-2	-1	16	166	-166	-3	4	16	126	125	4	-8	17	66	67	3	-1	17	71	-69
-1	-1	16	341	346	-2	4	16	270	-248	-4	-7	17	133	-140	-4	0	17	81	-76
0	-1	16	164	-169	-1	4	16	61	-70	0	-7	17	65	76	-3	0	17	145	137
1	-1	16	278	-274	0	4	16	328	300	1	-7	17	191	204	2	0	17	73	-70
2	-1	16	306	296	-1	-15	17	78	-80	3	-7	17	62	-64	-4	1	17	120	-109
3	-1	16	158	150	1	-15	17	57	62	-5	-6	17	159	169	-1	1	17	66	-106
4	-1	16	211	-206	-2	-14	17	87	81	-4	-6	17	85	77	-3	2	17	118	-96
-5	0	16	239	-243	0	-14	17	145	-145	-3	-6	17	116	-116	-1	2	17	70	60
-4	0	16	194	187	-3	-13	17	135	-152	-2	-6	17	59	78	1	2	17	85	75
-3	0	16	195	196	-2	-13	17	98	-96	-1	-6	17	93	90	-1	-14	18	171	-181
-2	0	16	477	-462	-1	-13	17	77	86	0	-6	17	65	-99	0	-14	18	144	140
-1	0	16	70	-82	3	-13	17	85	84	1	-6	17	146	158	1	-14	18	165	172
0	0	16	432	429	-3	-12	17	76	77	2	-6	17	102	109	-2	-13	18	207	206
1	0	16	91	-91	-2	-12	17	151	-151	3	-6	17	160	-153	0	-13	18	130	-123
2	0	16	217	-208	-1	-12	17	79	-69	4	-6	17	128	-125	1	-13	18	104	95
3	0	16	277	264	0	-12	17	153	162	-4	-5	17	200	202	2	-13	18	63	58
-5	1	16	130	-130	2	-12	17	54	-63	-2	-5	17	172	-182	-3	-12	18	151	-149
-4	1	16	369	-368	-4	-11	17	154	-165	-1	-5	17	56	90	-2	-12	18	59	-59
-3	1	16	370	356	-3	-11	17	165	176	0	-5	17	55	71	-1	-12	18	262	253
-2	1	16	269	254	-2	-11	17	117	108	1	-5	17	64	-74	0	-12	18	80	-76
-1	1	16	439	-420	-1	-11	17	193	-204	4	-5	17	90	-92	1	-12	18	240	-244
1	1	16	419	409	1	-11	17	144	153	-5	-4	17	145	-142	1	-12	18	131	130
2	1	16	193	-180	3	-11	17	67	-80	-3	-4	17	138	141	2	-12	18	103	104
3	1	16	212	-197	-4	-10	17	82	-75	-1	-4	17	155	-164	-3	-11	18	152	152
-4	2	16	155	-147	-3	-10	17	125	-136	1	-4	17	156	-158	-2	-11	18	287	-281
-3	2	16	219	-228	-2	-10	17	227	230	2	-4	17	143	125	0	-11	18	319	313
-2	2	16	489	461	0	-10	17	222	-216	3	-4	17	89	96	2	-11	18	228	-220
0	2	16	454	-419	2	-10	17	65	66	-3	-3	17	109	-133	3	-11	18	230	223

OBSERVED AND CALCULATED STRUCTURE FACTORS

H	K	L	10FO	10FC	H	K	L	10FO	10FC	H	K	L	10FO	10FC	H	K	L	10FO	10FC
-3	-5	18	323	-324	-2	-2	18	224	222	-1	-13	19	111	122	-2	-5	19	107	-124
-2	-5	18	160	149	-1	-2	18	123	-120	-2	-12	19	99	-107	-1	-5	19	77	89
-1	-5	18	408	395	0	-2	18	204	-208	0	-12	19	118	118	-2	-4	19	115	-110
0	-5	18	334	-325	1	-2	18	224	217	-3	-11	19	120	132	0	-4	19	61	63
1	-5	18	262	-244	2	-2	18	74	58	-2	-11	19	88	81	-3	-1	19	67	77
2	-5	18	445	423	3	-2	18	205	-205	-1	-11	19	140	-148	-2	-1	19	58	-35
-4	-4	18	263	257	-4	-1	18	134	129	-2	-10	19	108	115	0	-11	20	258	254
-2	-4	18	252	-266	-3	-1	18	267	-261	0	-10	19	181	-182	1	-11	20	100	-94
-1	-4	18	330	323	-2	-1	18	99	-96	-2	-9	19	115	-121	-2	-10	20	122	118
0	-4	18	219	208	-1	-1	18	265	252	-1	-8	19	75	-74	-1	-10	20	217	-212
1	-4	18	402	-377	0	-1	18	69	-78	0	-8	19	102	108	0	-10	20	143	127
2	-4	18	101	-75	1	-1	18	131	-140	1	-8	19	85	88	1	-10	20	264	249
3	-4	18	302	285	2	-1	18	246	228	-4	-7	19	127	-122	-2	-9	20	219	214
-4	-3	18	96	-82	-3	0	18	170	169	-2	-7	19	114	117	-1	-9	20	88	83
-3	-3	18	277	280	-2	0	18	293	-275	3	-7	19	92	-93	0	-9	20	153	-153
-2	-3	18	90	-92	0	0	18	344	320	-3	-6	19	99	-94	1	-9	20	72	75
-1	-3	18	227	-227	1	0	18	79	-86	-2	-6	19	143	145	2	-9	20	118	104
0	-3	18	286	276	-3	1	18	285	266	-1	-6	19	85	85	-2	-8	20	151	-135
1	-3	18	65	76	-2	1	18	109	115	0	-6	19	125	-120	-1	-8	20	180	179
2	-3	18	365	-351	-1	1	18	306	-288	2	-6	19	58	61	1	-8	20	246	-244
-4	-2	18	106	-105	1	1	18	201	197	-4	-5	19	149	148	2	-8	20	85	79
-3	-2	18	122	-119	-2	2	18	241	228	-3	-5	19	86	-93	-3	-7	20	195	190

OBSERVED AND CALCULATED STRUCTURE FACTORS FOR p-Ethoxyphenyl[2-(2-pyridyl)phenyl]telluride

	H	K	L	10FO	10FC	H	K	L	10FO	10FC	H	K	L	10FO	10FC	H	K	L	10FO	10FC					
2	0	0	0	426	-482	3	3	0	295	318	2	6	0	247	-227	6	9	0	700	-685	1	14	0	327	-349
3	0	0	0	144	-149	5	3	0	230	-253	3	6	0	998	-1022	7	9	0	619	-644	5	14	0	111	125
4	0	0	0	1243	-1364	6	3	0	264	-296	4	6	0	934	-961	8	9	0	171	-175	6	14	0	117	125
5	0	0	0	1002	-1094	7	3	0	178	-194	5	6	0	586	-623	9	9	0	153	144	9	14	0	158	-149
6	0	0	0	665	-686	8	3	0	128	-128	6	6	0	185	-193	10	9	0	430	406	1	15	0	299	310
7	0	0	0	188	213	9	3	0	193	207	7	6	0	391	395	11	9	0	219	212	2	15	0	425	439
8	0	0	0	746	798	10	3	0	401	409	8	6	0	528	533	14	9	0	183	-182	3	15	0	279	290
9	0	0	0	623	665	11	3	0	138	143	9	6	0	370	383	0	10	0	448	428	5	15	0	214	-207
10	0	0	0	282	290	12	3	0	118	112	10	6	0	256	273	2	10	0	202	-193	6	15	0	300	-291
11	0	0	0	368	-374	14	3	0	112	-103	12	6	0	324	-323	4	10	0	103	-99	7	15	0	244	-255
12	0	0	0	498	-493	0	4	0	470	490	13	6	0	191	-180	5	10	0	184	-166	9	15	0	154	157
13	0	0	0	258	-242	1	4	0	1514	1553	1	7	0	846	884	8	10	0	124	121	10	15	0	188	186
14	0	0	0	163	-161	3	4	0	990	-1007	2	7	0	766	784	11	10	0	133	-141	0	16	0	299	-313
2	1	0	0	450	472	4	4	0	914	-962	3	7	0	740	782	1	11	0	495	534	1	16	0	155	-171
3	1	0	0	107	107	5	4	0	923	-977	5	7	0	533	-561	2	11	0	715	725	3	16	0	173	171
4	1	0	0	90	-88	6	4	0	129	-128	6	7	0	691	-712	3	11	0	561	587	4	16	0	162	153
6	1	0	0	92	-112	7	4	0	598	619	7	7	0	653	-670	4	11	0	170	163	5	16	0	147	145
7	1	0	0	286	-299	8	4	0	662	680	9	7	0	290	298	5	11	0	384	-404	8	16	0	135	-134
8	1	0	0	101	-77	9	4	0	477	507	10	7	0	373	380	6	11	0	619	-617	9	16	0	193	-184
11	1	0	0	93	83	10	4	0	175	181	11	7	0	414	408	7	11	0	438	-442	2	17	0	254	247
0	2	0	0	1631	1686	12	4	0	306	-308	12	7	0	101	115	9	11	0	272	281	3	17	0	202	195
1	2	0	0	824	854	13	4	0	271	-255	14	7	0	147	-126	10	11	0	363	360	5	17	0	152	-156
2	2	0	0	687	-723	1	5	0	757	760	0	8	0	1055	1053	11	11	0	241	246	6	17	0	225	-211
3	2	0	0	1111	-1151	2	5	0	755	797	1	8	0	428	425	8	12	0	87	-56	7	17	0	168	-168
4	2	0	0	1035	-1130	3	5	0	660	673	3	8	0	132	-155	1	13	0	498	504	0	18	0	277	-283
5	2	0	0	849	-916	4	5	0	427	430	4	8	0	157	-164	2	13	0	668	678	1	18	0	105	-112
7	2	0	0	464	500	5	5	0	376	-383	5	8	0	209	-221	3	13	0	481	489	4	18	0	225	225
8	2	0	0	744	809	6	5	0	756	-800	7	8	0	192	191	4	13	0	91	96	5	18	0	169	162
9	2	0	0	721	749	7	5	0	479	-500	8	8	0	243	249	5	13	0	295	-299	2	19	0	149	157
10	2	0	0	106	129	8	5	0	211	-218	9	8	0	136	138	6	13	0	462	-447	-15	1	1	219	201
11	2	0	0	347	-351	9	5	0	244	254	11	8	0	176	-178	7	13	0	357	-346	-14	1	1	160	151
12	2	0	0	373	-357	10	5	0	180	174	12	8	0	196	-196	8	13	0	168	-171	-13	1	1	139	-138
13	2	0	0	291	-285	11	5	0	153	151	1	9	0	491	540	9	13	0	191	182	-12	1	1	296	-297
14	2	0	0	111	-117	15	5	0	176	-133	2	9	0	1080	1132	10	13	0	277	269	-11	1	1	510	-507
1	3	0	0	101	-94	0	6	0	908	937	3	9	0	811	834	11	13	0	177	170	-10	1	1	358	-359
2	3	0	0	1125	1180	1	6	0	548	572	5	9	0	429	-415	0	14	0	315	-318	-9	1	1	296	306

OBSERVED AND CALCULATED STRUCTURE FACTORS

PAGE 2

-8	1	1	1	785	822	5	2	1	220	-215	-14	4	1	157	147	-4	5	1	864	-882	5	6	1	361	369
-7	1	1	1	989	1035	7	2	1	155	-166	-13	4	1	160	148	-3	5	1	1094	-1085	6	6	1	538	-563
-6	1	1	1	568	594	8	2	1	149	-153	-11	4	1	120	-120	-2	5	1	452	-469	7	6	1	592	-597
-4	1	1	1	477	-493	9	2	1	95	-107	-10	4	1	167	-165	-1	5	1	261	245	8	6	1	489	-498
-3	1	1	1	2767	-2834	11	2	1	211	216	-9	4	1	386	-398	0	5	1	636	653	9	6	1	126	-132
-2	1	1	1	1568	-1534	12	2	1	89	88	-8	4	1	150	-163	1	5	1	1076	1086	10	6	1	201	186
0	1	1	1	631	573	-15	3	1	185	173	-7	4	1	162	170	2	5	1	1256	1268	11	6	1	124	114
1	1	1	1	1711	1661	-14	3	1	115	100	-6	4	1	413	420	3	5	1	338	329	12	6	1	293	288
2	1	1	1	697	720	-12	3	1	428	-425	-5	4	1	855	892	4	5	1	536	-559	13	6	1	145	151
3	1	1	1	389	411	-11	3	1	335	-323	-4	4	1	164	173	5	5	1	707	-759	15	6	1	139	-114
4	1	1	1	727	-760	-10	3	1	195	-197	-3	4	1	186	-180	6	5	1	593	-636	-12	7	1	170	-154
5	1	1	1	1069	-1174	-9	3	1	114	110	-2	4	1	242	-259	7	5	1	243	-278	-11	7	1	236	-227
6	1	1	1	706	-796	-8	3	1	574	594	-1	4	1	1404	-1386	8	5	1	274	283	-10	7	1	181	-188
7	1	1	1	264	-303	-7	3	1	449	498	0	4	1	447	-448	9	5	1	363	372	-8	7	1	300	327
8	1	1	1	418	462	-6	3	1	646	671	1	4	1	116	128	10	5	1	244	243	-7	7	1	479	475
9	1	1	1	865	894	-5	3	1	214	219	2	4	1	145	144	12	5	1	152	-132	-6	7	1	243	252
10	1	1	1	502	518	-4	3	1	1562	-1557	3	4	1	714	766	13	5	1	246	-241	-4	7	1	157	-174
11	1	1	1	162	167	-3	3	1	1331	-1333	4	4	1	519	535	14	5	1	172	-164	-3	7	1	871	-880
12	1	1	1	103	-85	-2	3	1	1021	-1001	5	4	1	204	205	-14	6	1	150	140	-2	7	1	648	-667
13	1	1	1	268	-245	-1	3	1	1099	1054	6	4	1	467	-474	-13	6	1	173	151	-1	7	1	168	177
14	1	1	1	250	-249	0	3	1	2087	2028	7	4	1	402	-443	-12	6	1	98	125	0	7	1	524	522
-14	2	1	1	117	95	1	3	1	1228	1218	8	4	1	207	-231	-11	6	1	168	-183	1	7	1	464	491
-11	2	1	1	140	131	2	3	1	1304	1312	9	4	1	271	-278	-10	6	1	437	-429	2	7	1	657	667
-10	2	1	1	172	-171	3	3	1	97	133	10	4	1	202	222	-9	6	1	429	-422	3	7	1	259	271
-9	2	1	1	204	-215	4	3	1	702	-724	11	4	1	306	315	-8	6	1	263	-289	4	7	1	509	-529
-7	2	1	1	118	131	5	3	1	1195	-1239	12	4	1	144	130	-6	6	1	598	628	5	7	1	558	-562
-6	2	1	1	210	217	6	3	1	1066	-1126	13	4	1	91	83	-5	6	1	671	714	6	7	1	438	-455
-5	2	1	1	665	708	7	3	1	360	-376	-15	5	1	185	172	-4	6	1	673	677	8	7	1	98	94
-3	2	1	1	1063	-1062	8	3	1	455	467	-12	5	1	337	-346	-3	6	1	162	169	9	7	1	268	270
-2	2	1	1	806	765	9	3	1	595	624	-11	5	1	457	-475	-2	6	1	1171	-1203	10	7	1	304	304
-1	2	1	1	662	-630	10	3	1	489	505	-10	5	1	212	-223	-1	6	1	666	-693	13	7	1	107	-95
0	2	1	1	1624	-1512	11	3	1	112	130	-9	5	1	102	85	0	6	1	418	-445	14	7	1	117	-134
1	2	1	1	205	-203	12	3	1	172	-185	-8	5	1	367	383	1	6	1	130	-145	-13	8	1	265	252
2	2	1	1	485	485	13	3	1	284	-271	-7	5	1	613	634	2	6	1	716	762	-12	8	1	134	142
3	2	1	1	385	381	14	3	1	222	-206	-6	5	1	710	704	3	6	1	899	936	-11	8	1	117	-116
4	2	1	1	437	451	15	3	1	100	-103	-5	5	1	438	419	4	6	1	760	786	-10	8	1	412	-415

OBSERVED AND CALCULATED STRUCTURE FACTORS

H	K	L	10FO	10FC	H	K	L	10FO	10FC	H	K	L	10FO	10FC	H	K	L	10FO	10FC
-9	8	1	453	-469	-12	10	1	132	121	0	12	1	640	-644	8	14	1	181	-173
-8	8	1	362	-367	-11	10	1	125	-124	1	12	1	104	-103	9	14	1	128	-115
-7	8	1	132	131	-10	10	1	349	-341	2	12	1	455	458	-8	15	1	192	-198
-6	8	1	638	665	-9	10	1	393	-384	3	12	1	619	626	-7	15	1	123	-115
-5	8	1	587	613	-8	10	1	272	-267	4	12	1	524	535	-4	15	1	214	218
-4	8	1	557	582	-7	10	1	93	103	5	12	1	111	121	3	15	1	148	159
-2	8	1	762	-786	-6	10	1	551	553	6	12	1	360	-366	4	15	1	253	252
-1	8	1	939	-965	-5	10	1	774	769	7	12	1	400	-396	0	15	1	153	-172
0	8	1	587	-624	-4	10	1	520	540	8	12	1	341	-338	1	15	1	173	-183
1	8	1	121	-128	-3	10	1	209	-213	9	12	1	184	-178	2	15	1	123	-127
2	8	1	453	490	-2	10	1	614	-615	10	12	1	120	153	5	15	1	134	140
3	8	1	1052	1071	-1	10	1	849	-878	11	12	1	252	242	6	15	1	139	138
4	8	1	906	950	0	10	1	698	-720	12	12	1	193	192	10	15	1	126	-115
5	8	1	185	184	2	10	1	486	521	-9	13	1	115	-114	-9	16	1	157	-148
6	8	1	361	-381	3	10	1	816	832	-4	13	1	158	165	-6	16	1	150	150
7	8	1	708	-721	4	10	1	632	649	-3	13	1	183	191	-5	16	1	324	303
8	8	1	395	-401	5	10	1	98	76	1	13	1	105	-107	-4	16	1	241	229
10	8	1	110	-83	6	10	1	292	-305	5	13	1	98	101	-2	16	1	245	-236
11	8	1	215	200	7	10	1	644	-659	6	13	1	141	138	-1	16	1	326	-310
12	8	1	324	321	8	10	1	420	-402	9	13	1	122	-114	0	16	1	230	-248
-8	9	1	209	189	11	10	1	316	306	-10	14	1	211	-204	2	16	1	249	243
-7	9	1	169	157	12	10	1	276	268	-9	14	1	331	-326	3	16	1	290	291
-6	9	1	127	132	-10	11	1	119	-130	-8	14	1	204	-206	4	16	1	283	281
-4	9	1	238	-250	-5	11	1	134	139	-6	14	1	337	335	6	16	1	142	-168
-3	9	1	625	-609	-2	11	1	86	-118	-5	14	1	491	490	7	16	1	279	-280
-2	9	1	376	-394	4	11	1	168	56	-4	14	1	245	243	8	16	1	165	-159
0	9	1	146	146	10	11	1	93	-72	-3	14	1	110	59	-7	17	1	155	-138
1	9	1	250	261	-12	12	1	95	110	-2	14	1	206	-212	-4	17	1	172	174
3	9	1	222	-190	-10	12	1	227	-214	-1	14	1	526	-518	-3	17	1	267	261
4	9	1	186	-190	-9	12	1	351	-336	0	14	1	435	-438	-2	17	1	106	81
5	9	1	260	-250	-8	12	1	217	-218	1	14	1	89	-64	0	17	1	230	-232
6	9	1	203	-208	-6	12	1	459	479	2	14	1	269	279	1	17	1	301	-299
8	9	1	198	202	-5	12	1	599	609	3	14	1	468	472	2	17	1	187	-175
9	9	1	387	395	-4	12	1	321	342	4	14	1	391	392	4	17	1	126	127
10	9	1	183	164	-2	12	1	504	-529	6	14	1	319	-312	5	17	1	209	210
-13	10	1	216	208	-1	12	1	740	-763	7	14	1	292	-281	6	17	1	186	177

OBSERVED AND CALCULATED STRUCTURE FACTORS

H	K	L	10FO	10FC	H	K	L	10FO	10FC	H	K	L	10FO	10FC	H	K	L	10FO	10FC
10	0	2	492	505	3	2	2	1070	1070	-11	4	2	391	-394	1	5	2	780	-767
11	0	2	401	418	4	2	2	584	585	-10	4	2	337	-331	2	5	2	323	-326
12	0	2	101	92	5	2	2	469	-509	-9	4	2	258	-256	3	5	2	802	779
13	0	2	115	-102	6	2	2	967	-1012	-8	4	2	142	-145	4	5	2	798	814
14	0	2	213	-206	7	2	2	627	-664	-7	4	2	769	769	5	5	2	203	227
15	0	2	229	-210	8	2	2	197	-212	-6	4	2	942	949	6	5	2	293	337
-8	1	2	168	-159	9	2	2	213	215	-5	4	2	486	475	7	5	2	226	-238
-7	1	2	250	-267	10	2	2	469	479	-4	4	2	103	110	8	5	2	395	-410
-6	1	2	408	412	11	2	2	435	441	-3	4	2	811	-813	9	5	2	431	-438
-5	1	2	100	100	12	2	2	132	148	-2	4	2	1420	-1352	10	5	2	231	-247
-4	1	2	123	-118	13	2	2	119	-101	-1	4	2	1175	-1087	12	5	2	203	196
-3	1	2	248	231	14	2	2	190	-173	0	4	2	265	252	13	5	2	184	186
-2	1	2	143	-122	15	2	2	156	-152	1	4	2	672	638	-14	6	2	135	133
1	1	2	325	-305	-10	3	2	151	-126	2	4	2	1440	1404	-13	6	2	119	119
4	1	2	252	248	-9	3	2	250	-263	3	4	2	798	821	-11	6	2	206	-189
5	1	2	133	146	-8	3	2	514	-535	4	4	2	420	426	-10	6	2	238	-245
6	1	2	415	-398	-7	3	2	415	-423	5	4	2	482	-484	-9	6	2	245	-238
8	1	2	125	-117	-6	3	2	403	413	6	4	2	816	-851	-8	6	2	166	-158
9	1	2	215	-213	-5	3	2	457	446	7	4	2	556	-600	-7	6	2	369	369
-15	2	2	211	187	-4	3	2	638	631	8	4	2	248	-260	-6	6	2	702	696
-14	2	2	200	203	-3	3	2	372	373	9	4	2	258	265	-5	6	2	226	232
-13	2	2	159	121	-2	3	2	475	428	10	4	2	452	460	-4	6	2	148	-146
-12	2	2	168	-176	-1	3	2	722	631	11	4	2	337	338	-3	6	2	743	-722
-11	2	2	475	-488	0	3	2	859	-760	12	4	2	138	151	-2	6	2	932	-918
-10	2	2	486	-498	1	3	2	502	-472	14	4	2	162	-152	-1	6	2	506	-485
-9	2	2	353	-356	2	3	2	326	286	15	4	2	128	-115	0	6	2	274	-269
-7	2	2	706	707	3	3	2	520	517	-13	5	2	205	203	1	6	2	216	231
-6	2	2	1339	1343	4	3	2	650	669	-12	5	2	307	297	2	6	2	544	550
-5	2	2	1040	1047	5	3	2	151	176	-11	5	2	182	192	3	6	2	623	648
-4	2	2	563	-551	8	3	2	319	-325	-9	5	2	366	-363	5	6	2	273	-298
-3	2	2	1274	-1218	9	3	2	273	-287	-8	5	2	448	-469	6	6	2	466	-469
-2	2	2	1497	-1381	10	3	2	134	-147	-5	5	2	385	399	7	6	2	526	-555
-1	2	2	2215	-1936	12	3	2	141	143	-4	5	2	712	724	8	6	2	119	115
0	2	2	782	-696	-15	4	2	192	176	-3	5	2	317	300	9	6	2	369	375
1	2	2	1075	975	-14	4	2	225	217	-1	5	2	894	-876	10	6	2	258	267
2	2	2	1364	1323	-13	4	2	170	178	0	5	2	1219	-1166	11	6	2	259	251

OBSERVED AND CALCULATED STRUCTURE FACTORS

H	K	L	10FO	10FC	H	K	L	10FO	10FC	H	K	L	10FO	10FC	H	K	L	10FO	10FC	H	K	L	10FO	10FC
1	8	2	534	528	-1	10	2	249	-257	-4	13	2	481	493	5	15	2	263	243	-6	1	3	829	804
2	8	2	473	483	2	10	2	213	207	-3	13	2	234	230	8	15	2	180	-183	-5	1	3	1255	1200
3	8	2	638	645	5	10	2	146	-149	-1	13	2	247	-247	9	15	2	151	-154	-4	1	3	807	739
5	8	2	116	-133	6	10	2	234	-250	0	13	2	588	-595	-7	16	2	164	-163	-3	1	3	197	-158
6	8	2	351	-336	7	10	2	100	94	1	13	2	534	-535	-6	16	2	201	-221	-2	1	3	1226	-1080
7	8	2	446	-443	9	10	2	99	-74	2	13	2	101	-74	-3	16	2	256	246	-1	1	3	1442	-1303
11	8	2	174	170	10	10	2	154	164	3	13	2	460	473	-2	16	2	184	186	0	1	3	1332	-1215
-13	9	2	205	187	-12	11	2	156	153	4	13	2	508	511	-1	16	2	104	147	1	1	3	424	-377
-12	9	2	296	302	-11	11	2	100	107	5	13	2	258	242	2	16	2	179	-182	2	1	3	865	818
-11	9	2	189	194	-9	11	2	457	-452	6	13	2	100	119	3	16	2	177	-170	3	1	3	1393	1337
-10	9	2	125	-110	-8	11	2	516	-517	7	13	2	172	-171	4	16	2	102	-104	4	1	3	1228	1200
-9	9	2	328	-331	-7	11	2	294	-295	8	13	2	328	-332	5	16	2	152	136	5	1	3	226	255
-8	9	2	454	-440	-6	11	2	161	150	9	13	2	312	-292	6	16	2	169	166	6	1	3	419	-432
-7	9	2	417	-416	-5	11	2	515	513	10	13	2	120	-109	-7	17	2	127	-129	7	1	3	651	-674
-6	9	2	174	178	-4	11	2	660	677	-7	14	2	142	-137	-4	17	2	214	203	8	1	3	595	-625
-5	9	2	538	537	-3	11	2	676	691	-6	14	2	114	-130	-3	17	2	226	240	9	1	3	256	-266
-4	9	2	689	697	-2	11	2	172	185	-5	14	2	103	-81	-1	17	2	219	-215	10	1	3	216	206
-3	9	2	536	545	-1	11	2	402	-409	-3	14	2	101	85	0	17	2	275	-273	11	1	3	366	362
-2	9	2	91	-119	0	11	2	698	-725	0	14	2	118	-126	1	17	2	221	-219	12	1	3	345	334
-1	9	2	591	-585	1	11	2	769	-755	1	14	2	149	-164	4	17	2	216	207	13	1	3	137	126
0	9	2	981	-981	3	11	2	600	629	2	14	2	169	-183	5	17	2	169	165	-13	2	3	163	165
1	9	2	767	-776	4	11	2	648	670	3	14	2	114	-120	-5	18	2	106	-115	-12	2	3	149	129
3	9	2	422	420	5	11	2	418	421	5	14	2	117	128	-3	18	2	189	188	-10	2	3	264	267
4	9	2	832	850	8	11	2	314	-326	6	14	2	196	190	-2	18	2	251	246	-8	2	3	195	-193
5	9	2	671	694	9	11	2	468	-460	-9	15	2	152	-153	-1	18	2	144	139	-6	2	3	346	-344
7	9	2	236	-235	10	11	2	154	-154	-8	15	2	273	-275	1	18	2	158	-158	-4	2	3	121	114
8	9	2	477	-476	12	11	2	198	190	-7	15	2	194	-186	2	18	2	252	-241	-1	2	3	239	-235
9	9	2	413	-414	-10	12	2	115	29	-5	15	2	209	208	3	18	2	172	-159	0	2	3	780	-710
10	9	2	221	-214	-3	12	2	119	134	-4	15	2	380	369	4	18	2	114	-50	1	2	3	608	-560
12	9	2	255	239	-2	12	2	256	256	-3	15	2	275	269	-14	1	3	219	214	2	2	3	247	-242
13	9	2	183	183	3	12	2	185	-181	-1	15	2	249	-259	-13	1	3	299	288	3	2	3	131	119
-10	10	2	146	-133	-11	13	2	133	114	0	15	2	413	-408	-11	1	3	121	-120	5	2	3	387	378
-9	10	2	108	-108	-9	13	2	242	-230	1	15	2	349	-342	-10	1	3	346	-338	6	2	3	376	369
-6	10	2	171	160	-8	13	2	433	-420	2	15	2	154	-141	-9	1	3	645	-648	7	2	3	153	154
-5	10	2	183	194	-7	13	2	205	-205	3	15	2	212	219	-8	1	3	577	-581	9	2	3	142	-128
-2	10	2	135	-150	-5	13	2	378	378	4	15	2	412	417	-7	1	3	153	154	10	2	3	139	-143

OBSERVED AND CALCULATED STRUCTURE FACTORS

H	K	L	10FO	10FC	H	K	L	10FO	10FC	H	K	L	10FO	10FC	H	K	L	10FO	10FC	H	K	L	10FO	10FC
12	2	3	133	131	-3	4	3	598	578	11	5	3	237	237	0	7	3	661	-627	-5	9	3	173	163
14	2	3	115	101	-2	4	3	289	272	12	5	3	166	148	2	7	3	454	455	-4	9	3	192	190
-14	3	3	208	204	-1	4	3	380	356	-12	6	3	240	240	3	7	3	240	248	-1	9	3	120	-129
-13	3	3	226	209	0	4	3	526	-488	-11	6	3	294	286	4	7	3	655	651	0	9	3	368	-360
-12	3	3	264	256	1	4	3	1361	-1253	-9	6	3	107	-102	6	7	3	216	-221	1	9	3	215	-210
-10	3	3	405	-414	2	4	3	288	-283	-8	6	3	386	-384	7	7	3	321	-340	3	9	3	308	317
-9	3	3	729	-742	3	4	3	153	-149	-7	6	3	524	-544	8	7	3	416	-429	4	9	3	249	254
-8	3	3	481	-480	4	4	3	136	132	-6	6	3	258	-256	10	7	3	157	138	-12	10	3	247	229
-7	3	3	157	145	5	4	3	547	529	-5	6	3	117	115	11	7	3	137	147	-11	10	3	278	277
-6	3	3	512	520	6	4	3	318	337	-4	6	3	605	598	12	7	3	162	154	-10	10	3	224	217
-5	3	3	678	672	7	4	3	226	236	-3	6	3	787	755	-12	8	3	244	249	-8	10	3	396	-393
-4	3	3	951	910	9	4	3	208	-201	-2	6	3	974	946	-11	8	3	303	297	-7	10	3	499	-495
-3	3	3	226	226	10	4	3	210	-215	-1	6	3	304	294	-10	8	3	111	94	-6	10	3	335	-351
-2	3	3	529	-468	14	4	3	104	91	0	6	3	673	-643	-9	8	3	170	-170	-4	10	3	337	324
-1	3	3	1176	-1043	-13	5	3	183	169	1	6	3	789	-767	-8	8	3	368	-353	-3	10	3	659	667
0	3	3	804	-750	-12	5	3	136	119	2	6	3	269	-274	-7	8	3	512	-507	-2	10	3	722	728
1	3	3	514	-480	-10	5	3	284	-293	3	6	3	131	-125	-6	8	3	362	-379	0	10	3	602	-612
2	3	3	473	460	-9	5	3	536	-528	4	6	3	287	289	-4	8	3	488	493	1	10	3	741	-737
3	3	3	1412	1358	-8	5	3	213	-216	5	6	3	526	526	-3	8	3	1091	1042	2	10	3	696	-701
4	3	3	496	510	-7	5	3	180	164	6	6	3	478	492	-2	8	3	829	800	3	10	3	98	-71
5	3	3	127	136	-6	5	3	600	600	8	6	3	246	-253	-1	8	3	169	-159	4	10	3	281	287
6	3	3	305	-307	-5	5	3	743	726	9	6	3	375	-383	0	8	3	553	-558	5	10	3	431	423
7	3	3	644	-677	-4	5	3	596	566	10	6	3	370	-370	1	8	3	693	-696	6	10	3	542	540
8	3	3	586	-587	-3	5	3	251	242	11	6	3	159	-146	2	8	3	666	-665	7	10	3	239	234
9	3	3	147	-144	-2	5	3	702	-646	13	6	3	181	164	4	8	3	391	388	8	10	3	158	-155
10	3	3	198	193	-1	5	3	1539	-1416	14	6	3	123	95	5	8	3	465	478	9	10	3	274	-268
11	3	3	272	261	0	5	3	645	-607	-13	7	3	125	102	6	8	3	543	559	10	10	3	260	-235
12	3	3	228	221	2	5	3	407	387	-10	7	3	214	-234	7	8	3	312	305	-1	11	3	104	-101
13	3	3	164	158	3	5	3	847	840	-9	7	3	267	-263	8	8	3	274	-284	1	11	3	128	-157
-11	4	3	289	290	4	5	3	645	640	-8	7	3	250	-249	9	8	3	515	-514	3	11	3	322	328
-10	4	3	210	206	5	5	3	349	357	-6	7	3	323	309	10	8	3	290	-282	-11	12	3	277	274
-9	4	3	128	-131	6	5	3	265	-273	-5	7	3	440	428	11	8	3	155	-140	-10	12	3	174	184
-8	4	3	326	-334	7	5	3	669	-688	-4	7	3	526	512	13	8	3	160	162	-8	12	3	322	-313
-7	4	3	372	-368	8	5	3	489	-497	-3	7	3	91	87	-9	9	3	191	-185	-7	12	3	399	-394
-6	4	3	231	-235	9	5	3	111	-125	-2	7	3	637	-600	-8	9	3	260	-261	-6	12	3	308	-317
-4	4	3	375	369	10	5	3	123	129	-1	7	3	358	-344	-6	9	3	132	117	-4	12	3	354	339

OBSERVED AND CALCULATED STRUCTURE FACTORS

PAGE 7

H	K	L	10FO	10FC	H	K	L	10FO	10FC	H	K	L	10FO	10FC	H	K	L	10FO	10FC					
-3	12	3	390	364	3	15	3	275	-271	1	0	4	1354-1251	-3	2	4	534	519	11	3	4	155	-149	
-2	12	3	434	423	7	15	3	115	100	2	0	4	280	-259	-2	2	4	99	-69	12	3	4	105	-112
-1	12	3	129	129	-7	16	3	174	-184	3	0	4	429	413	-1	2	4	748	-701	-12	4	4	335	338
0	12	3	549	-569	-6	16	3	181	-185	4	0	4	840	824	0	2	4	1359-1251	-11	4	4	244	254	
1	12	3	766	-764	-3	16	3	281	283	5	0	4	671	685	-10	4	4	1032	-966	-10	4	4	121	-126
2	12	3	413	-403	-2	16	3	302	299	6	0	4	181	187	2	2	4	260	-248	-9	4	4	323	-332
4	12	3	189	213	0	16	3	172	-155	7	0	4	349	-351	3	2	4	541	534	-8	4	4	507	-502
5	12	3	461	471	1	16	3	266	-262	8	0	4	406	-397	4	2	4	1042	1027	-7	4	4	423	-407
6	12	3	462	472	2	16	3	203	-186	9	0	4	455	-458	5	2	4	933	924	-5	4	4	468	458
7	12	3	117	115	5	16	3	182	189	10	0	4	326	-339	6	2	4	203	216	-4	4	4	907	868
9	12	3	232	-222	6	16	3	163	164	11	0	4	166	147	7	2	4	326	-331	-3	4	4	720	666
10	12	3	276	-274	-6	17	3	152	-149	12	0	4	262	253	8	2	4	386	-381	-2	4	4	186	171
3	13	3	150	-157	-5	17	3	199	-186	13	0	4	218	203	9	2	4	392	-397	-1	4	4	253	-241
4	13	3	127	-120	-1	17	3	219	209	14	0	4	140	116	10	2	4	230	-228	0	4	4	1076	-993
-8	14	3	178	-180	0	17	3	131	137	-11	1	4	127	135	12	2	4	260	250	1	4	4	502	-466
-7	14	3	310	-297	2	17	3	125	-120	-6	1	4	113	-95	13	2	4	232	232	2	4	4	158	-154
-6	14	3	248	-232	3	17	3	139	-149	-5	1	4	315	-308	-14	3	4	142	-133	3	4	4	384	369
-4	14	3	333	335	4	17	3	121	-140	-3	1	4	340	319	-10	3	4	102	89	4	4	4	754	756
-3	14	3	515	514	-3	18	3	168	170	-1	1	4	165	152	-9	3	4	94	93	5	4	4	570	578
-2	14	3	346	344	-2	18	3	174	177	0	1	4	213	185	-8	3	4	121	-82	6	4	4	158	184
-1	14	3	143	136	1	18	3	134	-142	1	1	4	352	-312	-7	3	4	121	-132	7	4	4	332	-348
0	14	3	284	-292	2	18	3	159	-153	2	1	4	140	-133	-6	3	4	241	-244	8	4	4	564	-578
1	14	3	590	-572	-14	0	4	113	84	3	1	4	117	-116	-5	3	4	160	-150	9	4	4	291	-297
2	14	3	217	-202	-13	0	4	338	335	4	1	4	268	-175	-4	3	4	117	104	10	4	4	124	-121
5	14	3	346	355	-12	0	4	416	410	7	1	4	96	65	-3	3	4	725	684	12	4	4	241	213
6	14	3	280	282	-11	0	4	249	252	9	1	4	120	-117	-2	3	4	896	844	13	4	4	209	216
7	14	3	161	114	-9	0	4	464	-466	11	1	4	103	-120	-1	3	4	314	322	-12	5	4	138	99
9	14	3	253	-255	-8	0	4	644	-656	12	1	4	119	-110	0	3	4	242	234	-11	5	4	185	199
-6	15	3	165	-163	-7	0	4	580	-567	-13	2	4	179	187	2	3	4	326	-302	-10	5	4	278	270
-5	15	3	188	-189	-6	0	4	247	-232	-12	2	4	228	231	3	3	4	342	-335	-9	5	4	177	188
-4	15	3	127	-95	-5	0	4	884	811	-11	2	4	219	219	4	3	4	338	-314	-7	5	4	374	-361
-3	15	3	136	157	-4	0	4	1278	1182	-9	2	4	411	-410	5	3	4	172	182	-6	5	4	544	-535
-2	15	3	212	210	-3	0	4	769	730	-8	2	4	569	-574	6	3	4	292	305	-5	5	4	445	-434
-1	15	3	173	160	-2	0	4	464	421	-7	2	4	462	-465	8	3	4	119	68	-3	5	4	329	302
0	15	3	112	117	-1	0	4	441	-419	-5	2	4	732	673	9	3	4	168	-153	-2	5	4	622	580
2	15	3	130	-141	0	0	4	1268	-1149	-4	2	4	951	889	10	3	4	100	-100	-1	5	4	145	152

OBSERVED AND CALCULATED STRUCTURE FACTORS

H	K	L	10FO	10FC	H	K	L	10FO	10FC	H	K	L	10FO	10FC	H	K	L	10FO	10FC	H	K	L	10FO	10FC
4	1	5	479	469	3	3	5	322	-298	-2	5	5	492	445	-4	7	5	252	246	-2	9	5	236	225
5	1	5	604	594	4	3	5	324	329	0	5	5	335	-326	-3	7	5	216	214	1	9	5	163	-160
6	1	5	369	362	5	3	5	544	547	1	5	5	644	-621	-2	7	5	472	463	2	9	5	203	-211
7	1	5	306	317	6	3	5	572	570	2	5	5	612	-603	-1	7	5	194	196	3	9	5	139	-144
8	1	5	185	-179	7	3	5	217	216	3	5	5	113	-97	0	7	5	225	-216	5	9	5	196	155
9	1	5	408	-404	9	3	5	314	-306	4	5	5	354	352	1	7	5	379	-364	6	9	5	131	141
10	1	5	337	-329	10	3	5	367	-379	5	5	5	450	447	2	7	5	454	-438	7	9	5	104	116
11	1	5	187	-190	-13	4	5	125	-136	6	5	5	334	342	4	7	5	134	137	-10	10	5	172	183
13	1	5	173	165	-10	4	5	112	116	7	5	5	174	169	5	7	5	223	225	-9	10	5	255	249
-9	2	5	156	146	-9	4	5	208	207	9	5	5	277	-275	6	7	5	206	200	-8	10	5	236	244
-6	2	5	111	-120	-8	4	5	131	138	10	5	5	274	-268	7	7	5	110	102	-6	10	5	407	-407
-5	2	5	382	-366	-6	4	5	251	-250	-10	6	5	211	211	9	7	5	178	-162	-5	10	5	533	-528
-4	2	5	204	-193	-5	4	5	652	-630	-9	6	5	291	285	10	7	5	147	-144	-4	10	5	290	-289
-3	2	5	109	-109	-4	4	5	274	-265	-8	6	5	282	280	11	7	5	102	-69	-2	10	5	435	428
-2	2	5	132	112	-3	4	5	239	216	-6	6	5	332	-324	-10	8	5	199	196	-1	10	5	499	489
0	2	5	159	134	-2	4	5	221	228	-5	6	5	402	-386	-9	8	5	318	324	0	10	5	409	400
1	2	5	260	250	-1	4	5	411	393	-4	6	5	399	-394	-8	8	5	319	315	1	10	5	154	149
2	2	5	118	-115	0	4	5	296	291	-3	6	5	179	177	-6	8	5	475	-472	2	10	5	279	-282
3	2	5	166	-163	1	4	5	100	40	-2	6	5	366	358	-5	8	5	396	-401	3	10	5	529	-524
4	2	5	149	-126	2	4	5	269	-259	-1	6	5	601	581	-4	8	5	174	-157	4	10	5	465	-470
5	2	5	108	-114	3	4	5	414	-414	0	6	5	615	581	-3	8	5	185	-180	5	10	5	168	-161
6	2	5	365	369	4	4	5	355	-362	1	6	5	147	137	-2	8	5	269	246	6	10	5	214	215
9	2	5	196	204	5	4	5	196	-187	2	6	5	243	-249	-1	8	5	700	667	7	10	5	327	327
-12	3	5	237	245	6	4	5	295	290	3	6	5	551	-532	0	8	5	583	537	8	10	5	310	315
-11	3	5	298	298	7	4	5	408	397	4	6	5	488	-470	1	8	5	146	125	9	10	5	151	143
-10	3	5	188	195	8	4	5	177	189	5	6	5	95	-91	2	8	5	298	-308	-4	11	5	159	-159
-8	3	5	349	-351	9	4	5	154	156	7	6	5	284	265	3	8	5	546	-547	-9	12	5	207	207
-7	3	5	640	-656	11	4	5	138	-159	8	6	5	312	316	4	8	5	395	-388	-8	12	5	202	219
-6	3	5	547	-551	12	4	5	133	-122	11	6	5	159	-148	5	8	5	148	-134	-6	12	5	284	-264
-4	3	5	437	414	-11	5	5	280	308	12	6	5	136	-129	7	8	5	287	291	-5	12	5	522	-507
-3	3	5	868	846	-10	5	5	253	254	-11	7	5	153	146	8	8	5	295	295	-4	12	5	430	-427
-2	3	5	817	789	-8	5	5	254	-234	-10	7	5	171	187	11	8	5	131	-133	-2	12	5	213	215
-1	3	5	141	125	-7	5	5	360	-369	-8	7	5	238	-223	-7	9	5	151	-156	-1	12	5	272	267
0	3	5	609	-576	-6	5	5	312	-306	-7	7	5	203	-211	-5	9	5	91	-96	0	12	5	377	386
1	3	5	880	-847	-4	5	5	151	146	-6	7	5	269	-274	-4	9	5	191	186	1	12	5	160	157
2	3	5	774	-767	-3	5	5	561	511	-5	7	5	120	-114	-3	9	5	398	389	2	12	5	157	-150

OBSERVED AND CALCULATED STRUCTURE FACTORS

H	K	L	10FO	10FC	H	K	L	10FO	10FC	H	K	L	10FO	10FC	H	K	L	10FO	10FC	H	K	L	10FO	10FC	
3	12	5	340	-343	8	0	6	173	174	0	3	6	292	279	-2	5	6	137	-132	-1	7	6	6	298	308
4	12	5	370	-361	10	0	6	221	-230	1	3	6	242	228	-1	5	6	194	184	0	7	6	6	506	470
6	12	5	180	181	11	0	6	205	-193	2	3	6	182	182	0	5	6	465	457	1	7	6	6	401	401
7	12	5	300	293	-8	1	6	122	116	3	3	6	207	-210	1	5	6	360	361	3	7	6	6	187	-210
8	12	5	211	209	-5	1	6	155	-115	4	3	6	348	-341	3	5	6	98	-108	4	7	6	6	372	-348
-4	13	5	137	-126	2	1	6	131	105	5	3	6	137	-129	4	5	6	265	-266	5	7	6	6	327	-340
-3	13	5	133	-129	3	1	6	118	-129	6	3	6	192	-182	5	5	6	309	-314	7	7	6	6	149	154
-6	14	5	125	-126	4	1	6	186	-179	8	3	6	113	123	8	5	6	186	174	8	7	6	6	255	259
-5	14	5	322	-316	7	1	6	111	98	-11	4	6	177	167	9	5	6	158	168	9	7	6	6	241	239
-4	14	5	193	-191	-11	2	6	230	233	-10	4	6	255	258	10	5	6	118	121	-10	8	6	6	110	134
-1	14	5	304	301	-10	2	6	307	333	-9	4	6	193	209	-10	6	6	125	140	-6	8	6	6	208	-205
0	14	5	353	337	-9	2	6	227	237	-7	4	6	240	-246	-9	6	6	115	141	-5	8	6	6	303	-300
2	14	5	123	-155	-7	2	6	196	-198	-6	4	6	431	-431	-8	6	6	126	90	-4	8	6	6	168	-163
3	14	5	293	-307	-6	2	6	469	-456	-5	4	6	346	-334	-7	6	6	175	-209	-2	8	6	6	187	175
4	14	5	265	-259	-5	2	6	588	-590	-3	4	6	301	293	-6	6	6	349	-356	-1	8	6	6	269	263
-3	15	5	112	-104	-4	2	6	157	-178	-2	4	6	693	679	-5	6	6	190	-165	2	8	6	6	167	-181
5	15	5	126	-93	-3	2	6	379	375	-1	4	6	695	698	-3	6	6	200	179	3	8	6	6	97	-107
-1	16	5	201	226	-2	2	6	648	628	0	4	6	194	185	-2	6	6	384	390	4	8	6	6	140	-158
0	16	5	215	216	-1	2	6	622	603	1	4	6	307	-305	-1	6	6	470	445	6	8	6	6	172	185
-11	0	6	219	221	0	2	6	164	167	2	4	6	429	-431	1	6	6	197	-200	7	8	6	6	136	141
-10	0	6	318	337	1	2	6	477	-454	3	4	6	544	-564	2	6	6	423	-407	-9	9	6	6	257	253
-9	0	6	201	197	2	2	6	562	-547	4	4	6	126	-118	3	6	6	370	-374	-8	9	6	6	336	350
-7	0	6	342	-347	3	2	6	364	-368	6	4	6	115	118	4	6	6	96	-71	-7	9	6	6	154	115
-6	0	6	608	-617	4	2	6	217	-217	7	4	6	360	376	5	6	6	110	113	-5	9	6	6	337	-333
-5	0	6	504	-501	5	2	6	138	121	8	4	6	120	119	6	6	6	261	272	-4	9	6	6	503	-460
-4	0	6	94	-121	6	2	6	479	475	9	4	6	131	-127	7	6	6	295	295	-3	9	6	6	354	-344
-3	0	6	419	400	7	2	6	520	506	10	4	6	228	-227	8	6	6	135	127	-2	9	6	6	167	-164
-2	0	6	791	795	8	2	6	183	188	11	4	6	197	-201	9	6	6	95	-66	-1	9	6	6	238	242
-1	0	6	556	531	9	2	6	92	-97	-11	5	6	140	-104	10	6	6	158	-154	0	9	6	6	481	461
1	0	6	494	-484	10	2	6	191	-201	-9	5	6	193	200	-9	7	6	241	248	1	9	6	6	401	425
2	0	6	751	-733	11	2	6	202	-200	-8	5	6	223	241	-8	7	6	285	295	2	9	6	6	184	181
3	0	6	314	-304	-8	3	6	228	245	-7	5	6	222	218	-7	7	6	204	215	3	9	6	6	199	-209
4	0	6	533	-533	-7	3	6	94	98	-6	5	6	108	-116	-6	7	6	111	-105	4	9	6	6	376	-365
5	0	6	144	149	-4	3	6	305	-294	-5	5	6	223	-227	-5	7	6	294	-280	5	9	6	6	291	-276
6	0	6	775	774	-2	3	6	113	106	-4	5	6	435	-427	-4	7	6	263	-238	6	9	6	6	162	-168
7	0	6	343	354	-1	3	6	207	191	-3	5	6	454	-469	-3	7	6	302	-288	8	9	6	6	217	221

OBSERVED AND CALCULATED STRUCTURE FACTORS

H	K	L	10FO	10FC	H	K	L	10FO	10FC	H	K	L	10FO	10FC	H	K	L	10FO	10FC	H	K	L	10FO	10FC
9	9	6	202	198	-2	1	7	448	453	-2	4	7	160	-153	0	7	7	173	158	-5	0	8	139	-127
-5	10	6	154	-153	-1	1	7	645	635	1	4	7	301	290	-4	7	7	249	-267	-4	0	8	493	-543
-4	10	6	201	-197	0	1	7	265	264	2	4	7	147	155	-3	7	7	259	-259	-3	0	8	293	-294
-2	10	6	107	111	1	1	7	241	234	5	4	7	193	-175	7	7	7	110	112	0	0	8	416	417
4	10	6	137	-116	3	1	7	541	-549	-9	5	7	214	218	8	7	7	149	150	1	0	8	387	388
6	10	6	125	131	4	1	7	481	-493	-8	5	7	200	225	-8	8	7	181	179	2	0	8	108	148
-8	11	6	255	279	5	1	7	312	-303	-6	5	7	245	-264	-7	8	7	276	299	3	0	8	164	-149
-7	11	6	233	235	6	1	7	116	126	-5	5	7	427	-440	-6	8	7	222	234	4	0	8	240	-244
-5	11	6	148	-148	7	1	7	312	318	-4	5	7	281	-299	-4	8	7	261	-270	5	0	8	231	-237
-4	11	6	281	-286	8	1	7	213	217	-1	5	7	304	301	-3	8	7	363	-367	6	0	8	162	-172
-3	11	6	349	-348	-4	2	7	204	-205	0	5	7	392	407	-2	8	7	327	-339	-2	1	8	173	-149
-2	11	6	118	-65	-3	2	7	190	-203	1	5	7	145	154	0	8	7	211	207	-1	1	8	127	-127
-1	11	6	260	274	1	2	7	306	318	2	5	7	113	-115	1	8	7	301	294	-7	2	8	233	271
0	11	6	414	400	5	2	7	155	-145	3	5	7	253	-247	2	8	7	362	362	-5	2	8	246	-258
1	11	6	355	353	6	2	7	219	-224	4	5	7	302	-311	3	8	7	161	155	-4	2	8	296	-324
2	11	6	100	103	-10	3	7	144	146	7	5	7	207	220	4	8	7	121	-157	-3	2	8	264	-272
3	11	6	140	-153	-9	3	7	207	230	8	5	7	248	234	5	8	7	275	-269	-1	2	8	133	123
4	11	6	323	-325	-8	3	7	187	215	-8	6	7	157	151	6	8	7	241	-232	0	2	8	364	375
5	11	6	309	-308	-6	3	7	235	-247	-7	6	7	221	226	-1	9	7	128	125	1	2	8	410	417
-5	13	6	151	-159	-5	3	7	352	-337	-6	6	7	225	233	-6	10	7	193	196	2	2	8	101	156
-4	13	6	302	-311	-4	3	7	386	-394	-4	6	7	203	-210	-4	10	7	155	-142	3	2	8	137	-114
-3	13	6	240	-236	-3	3	7	105	-112	-3	6	7	247	-265	-3	10	7	252	-244	4	2	8	263	-274
0	13	6	275	274	-2	3	7	302	298	-2	6	7	313	-312	-2	10	7	300	-286	5	2	8	280	-296
1	13	6	284	278	-1	3	7	306	318	-1	6	7	111	-84	0	10	7	155	151	7	2	8	128	109
3	13	6	155	-141	0	3	7	415	415	0	6	7	231	233	1	10	7	323	328	-2	3	8	261	-262
4	13	6	274	-275	1	3	7	146	147	1	6	7	289	289	2	10	7	245	248	-1	3	8	168	-146
5	13	6	230	-238	2	3	7	222	-221	2	6	7	333	344	4	10	7	128	-110	2	3	8	138	143
-3	14	6	127	-149	3	3	7	355	-352	4	6	7	175	-195	5	10	7	221	-221	-7	4	8	223	246
-2	14	6	127	-135	4	3	7	443	-437	5	6	7	262	-261	6	10	7	208	-202	-5	4	8	237	-267
2	14	6	106	85	6	3	7	150	156	6	6	7	212	-225	-4	11	7	107	-115	-4	4	8	174	-194
-10	1	7	137	149	7	3	7	247	241	7	6	7	102	-108	-3	12	7	272	-288	-3	4	8	185	-178
-9	1	7	270	296	8	3	7	261	277	-8	7	7	159	177	-2	12	7	236	-266	-2	4	8	122	-124
-8	1	7	245	280	9	3	7	124	118	-5	7	7	226	-225	0	12	7	148	151	-1	4	8	142	154
-6	1	7	178	-173	-8	4	7	141	145	-4	7	7	297	-279	1	12	7	280	312	0	4	8	274	276
-5	1	7	506	-514	-7	4	7	139	160	-2	7	7	140	150	2	12	7	254	266	1	4	8	351	351
-4	1	7	487	-485	-3	4	7	287	-295	-1	7	7	246	264	-7	0	8	143	148	2	4	8	127	129

OBSERVED AND CALCULATED STRUCTURE FACTORS

H K L 10FO 10FC			H K L 10FO 10FC			H K L 10FO 10FC			H K L 10FO 10FC															
3	4	8	150	-158	2	5	8	256	280	1	6	8	185	207	1	7	8	114	112	1	9	8	142	146
4	4	8	320	-333	3	5	8	177	190	4	6	8	127	-157	2	7	8	198	213	2	9	8	260	255
5	4	8	265	-283	6	5	8	139	-138	-5	7	8	243	279	3	7	8	210	228	-2	1	9	285	-292
-6	5	8	162	181	-4	6	8	147	-152	-3	7	8	134	-133	0	8	8	162	149	0	1	9	127	140
-3	5	8	171	-198	-3	6	8	153	-164	-2	7	8	151	-181	1	8	8	172	181	1	1	9	252	288
-2	5	8	199	-229	-2	6	8	133	-140	-1	7	8	221	-240	-2	9	8	277	-279	2	1	9	216	236
-1	5	8	123	-145	0	6	8	184	217	0	7	8	146	-121	-1	9	8	264	-277					

APPENDIX E
SUPPORTING PUBLICATIONS

List of Supporting Publications

- (1) "Bis(2-(2-pyridyl)phenyl)tritelluride - Synthesis and Crystal Structure". Thomas A Hamor, Najih Al-Salim, Antony A West and William R McWhinnie. Journal of Organometallic Chemistry, 310 (1986) C5-C7.
- (2) "2-Pyridyl- and Quinolin-2-yl-functionalised Organyl-tellurium Ligands. The stabilisation of Diorganyl Tritellurides. The Crystal and Molecular Structures of 2-(2-Pyridyl)phenyltellurium(IV) Tribromide, Dimethyl dithiocarbamate [2-(2-pyridyl) phenyl]tellurium(II) and *p*-Ethoxyphenyl-2-(2-Pyridyl)phenyl Telluride". Najih Al-Salim, Antony A West, William R McWhinnie and Thomas A Hamor. J. Chem. Soc. Dalton Transactions, 1988, 2363-2371.
- (3) "The Crystal and Molecular Structure of Dimethyldithiocarbamate-2-(2-quinoliny)phenyl-tellurium(II)". Antony A West, William R McWhinnie and Thomas A Hamor. Journal of Organometallic Chemistry, 356, (1988), 159-164.
- (4) "The Synthesis and Reactions of 1,6-Bis-2-butyltelluro-phenyl-2-5-diazahexa-1,5-diene and Related Compounds. The Crystal and Molecular Structures of 2-dichloro(butyl)tellurobenzaldehyde and Bis-[2-(N-hydroxy)iminophenyl] Ditelluride". Khalid Y Abid, Najih Al-Salim, Martin Greaves, William R McWhinnie, Antony A West and Thomas A Hamor. Accepted for publication by J. Chem. Soc. Dalton Transactions.
- (5) "*Ortho*-Tellurated Derivatives of N,N-Dimethylbenzylamine: Crystal and Molecular Structures of (2-N,N-Dimethylbenzylamine-C,N')tellurium(IV) Tribromide and 2-Dichlorobutotelluro-N-dimethylbenzylammonium chloride". Harkesh B. Singh, Narsimhan Sudha, Antony A West and Thomas A Hamor Accepted for publication by J. Chem. Soc. Dalton Transactions.

- (6) "The Lewis Acidity of Organylbismuth(III) Compounds. New Organylbismuth (III) Dithiocarbamate Chemistry. The Crystal and Molecular Structure of Bis-(diethyldithiocarbamato)phenyl bismuth(III) and of Bis-(diethyldithiocarbamato)[2-(2-pyridyl)phenyl]-bismuth(III)". Mushtaq Ali, William R McWhinnie, Antony A West and Thomas A Hamor. Accepted for publication by J. Chem. Soc. Dalton Transactions.

Journal of Organometallic Chemistry, 310 (1986) C5-C7
Elsevier Sequoia S.A., Lausanne - Printed in The Netherlands

Preliminary communication

BIS(2-(2-PYRIDYL)PHENYL)TRITELLURIDE - SYNTHESIS AND CRYSTAL STRUCTURE

THOMAS A. HAMOR

Department of Chemistry, University of Birmingham, Birmingham B15 2TT (Great Britain)

NAJIH AL-SALIM, ANTONY A. WEST, and WILLIAM R. MCWHINNIE

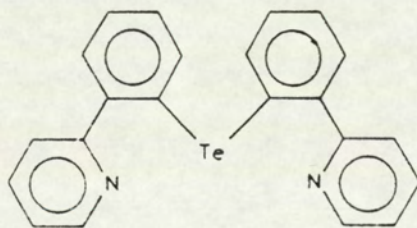
(Department of Molecular Sciences, Aston University, Aston Triangle, Birmingham B4 7ET (Great Britain)

(Received April 18th, 1986)

Summary

The synthesis and molecular structure of bis(2-(2-pyridyl)phenyl)tritelluride are described. There is a short $\text{Te} \cdots \text{N}$ non-bonded interaction of 2.554(7) Å, which may be responsible for the stability of the molecule. The tritelluride can be converted into the related ditelluride by treatment with copper in refluxing dioxane. The ditelluride may also be prepared by a route not involving the tritelluride.

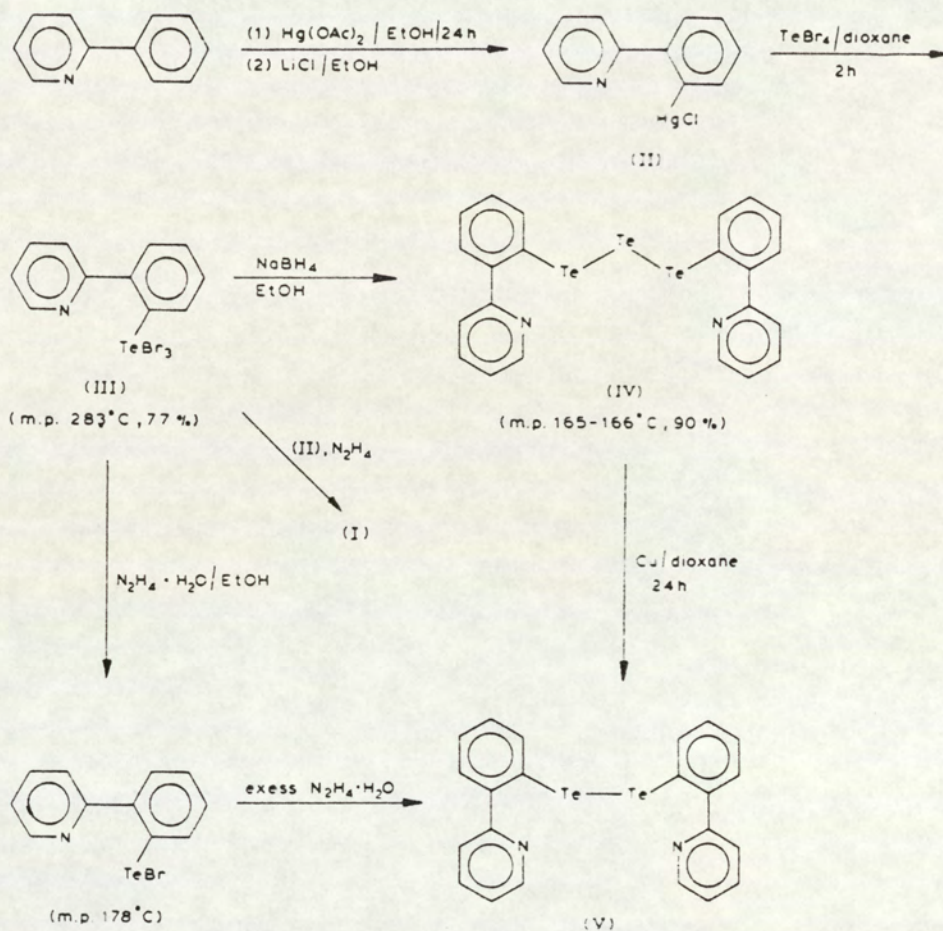
Whilst attempting to prepare the functionalised tellurium-containing ligand (I), we tried, by use of NaBH_4 , to reduce an organytellurium tribromide (III) directly to the sodium organytelluride(-1). Instead a novel tritelluride was isolated in good yield (see Scheme 1). The tritelluride was converted into the ditelluride (V) by treatment with copper powder in refluxing dioxane.



(I)

Crystals of IV suitable for single crystal X-ray diffraction studies were obtained from benzene/toluene:

Crystal data. $\text{C}_{22}\text{H}_{16}\text{N}_2\text{Te}_3$, $M_r = 691.2$, monoclinic, space group $I2/c$, a 14.721(3), b 9.290(4), c 15.996(10) Å, β 106.39(3)°, V 2098.7 Å³, $Z = 4$, D_c 2.188 g cm⁻³, $F(000) = 1272$.



SCHEME 1

Cell dimensions and intensities were measured with an Enraf-Nonius CAD-4 diffractometer using monochromated Mo-K_α radiation. 1634 reflections in the range $2 < \theta < 25^\circ$ having $I > 2.5\sigma(I)$ were used in the analysis. The structure was solved by Patterson and Fourier methods and refined by least-squares with SHELX [1], using anisotropic temperature factors for all non-hydrogen atoms. Hydrogen atoms were located from a difference map and included in fixed positions. The calculations were terminated when all shifts were < 0.1 and R and R_w were 0.064 and 0.088, respectively; $w = 1/(\sigma^2(F) + 0.005F^2)$.

A stereoscopic view of the structure of IV drawn with PLUTO [2] is shown in Fig. 1. The compound exhibits two-fold symmetry with the central tellurium atom lying on a crystallographic two fold axis*.

* The atomic coordinates for this structure are available on request from the Director of the Cambridge Crystallographic Data Centre, University Chemical Laboratory, Lensfield Road, Cambridge CB2 1EW (Great Britain). Any request should be accompanied by the full literature citation for this communication.

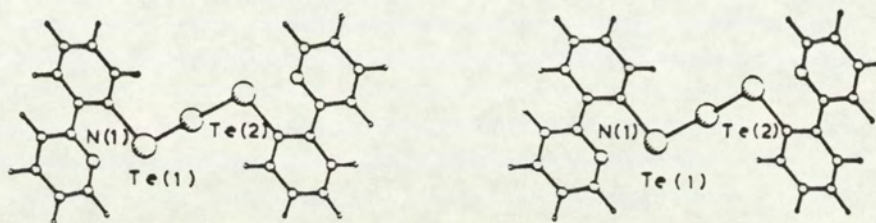


Fig. 1. Stereoscopic view of the molecule. Selected bond lengths (Å) and angles (°): Te(1)-Te(2), 2.776(1); Te(1)-C, 2.130(9); Te(1)···N, 2.554(7); Te(1)-Te(2)-Te(1)', 100.4(1); C-Te(1)-Te(2), 99.1(2); N···Te(1)-Te(2), 170.7(2); N···Te(1)-C, 71.6(3).

Of particular note is the short Te···N non-bonded interaction of 2.554(7) Å, which appears to hold the ligand in an essentially planar geometry; the pyridyl and phenyl rings are, nevertheless, bent very slightly relative to one another to form a shallow V shape, with internal angle 177.2(4)°. The coordination of Te(1), by Te(2), N, and its bonded carbon atom is accurately planar. The torsion angle about the Te(1)-Te(2) bond is 97.3(3)°.

During the course of this work the structure of bis(tris(trimethylsilyl)methyl)tritelluride was reported [3]. The Te-Te bond length found in that compound (2.710(1) Å) is shorter by 0.066 Å than the corresponding length in our structure. This difference may be a manifestation of somewhat stronger Te-C binding involving an aromatic carbon atom (Te-C shorter by 0.083 Å) in our compound.

Apart from the tritelluride ion, $[\text{Te}_3]^{2-}$ [4], $(\text{Me}_3\text{Si})_3\text{C}_2\text{Te}_3$ and the present compound are the only tritellurides reported to date. The bulky $(\text{Me}_3\text{Si})_3\text{C}$ groups are believed to contribute to the stability of the former compound [3]. The diorganyltritelluride reported here, by contrast, appears to owe its stability to the significant Te···N interaction, suggesting that if the organic ligands have a suitably positioned donor atom, many more successful syntheses of tritellurides should be possible.

Acknowledgement. One of us (N. Al-S.) thanks the Government of Iraq for a scholarship.

References

- 1 G.M. Sheldrick, SHELX. Program for crystal structure determination. University of Cambridge. (1978).
- 2 W.D.S. Motherwell and W. Clegg, PLUTO. Program for drawing crystal and molecular structures. University of Cambridge. (1978).
- 3 F. Sladky, B. Bildstein, C. Rieker, A. Gieren, H. Betz, and T. Hüber, *J. Chem. Soc., Chem. Commun.*, (1985) 1800.
- 4 A. Cisar and J.D. Corbett, *Inorg. Chem.*, 16 (1977) 632.

2-Pyridyl- and Quinolin-2-yl-functionalised Organyltellurium Ligands. The Stabilisation of Diorganyl Tritellurides. The Crystal and Molecular Structures of 2-(2-Pyridyl)phenyltellurium(IV) Tribromide, Dimethyldithiocarbamate[2-(2-pyridyl)phenyl]tellurium(II), and *p*-Ethoxyphenyl 2-(2-Pyridyl)phenyl Telluride*

Najih Al-Salim, Antony A. West, and William R. McWhinnie

Department of Chemical Engineering and Applied Chemistry, Aston University, Aston Triangle, Birmingham B4 7ET

Thomas A. Hamor

Department of Chemistry, University of Birmingham, P.O. Box 363, Birmingham B15 2TT

The syntheses and spectroscopic data (^{13}C n.m.r.) for some new organytellurium ligands are described. Thus *trans* metallation of 2-(2-pyridyl)phenyl- (R) or 2-(quinolin-2-yl)phenyl- (R') mercury(II) chloride with TeBr_4 gives the organytellurium tribromides RTeBr_3 and R'TeBr_3 , which may be reduced to the organytellurium bromides RTeBr and R'TeBr , some metathesis reactions of which are described; or, in the presence of excess hydrazine, to diorganyl ditellurides, R_2Te_2 and R'Te_2 . Reduction of RTeBr_3X with NaBH_4 gave a novel tritelluride, R_2Te_3 ; a method of preparation for R'Te_3 was also devised. Syntheses of the tellurides R_2Te , R'Te , and $\text{RTe}(\text{C}_6\text{H}_4\text{OEt-}p)$ were developed and the intermediacy of ionic compounds $[\text{R}_2\text{TeBr}][\text{HgClBr}_2]$ and $[\text{R}_2\text{TeCl}][\text{HgCl}_2]$ noted. The crystal structures of 2-(2-pyridyl)phenyltellurium(IV) tribromide, (1), dimethyldithiocarbamate[2-(2-pyridyl)phenyl]tellurium(II), (2), and *p*-ethoxyphenyl 2-(2-pyridyl)phenyl-telluride, (3), have been determined from three-dimensional X-ray counter data. Complex (1) is triclinic, space group $P\bar{1}$ with $a = 6.953(6)$, $b = 8.382(1)$, $c = 12.133(2)$ Å, $\alpha = 78.68(1)$, $\beta = 82.87(4)$, $\gamma = 87.14(4)^\circ$, and $Z = 2$; $R = 0.0735$ for 1 963 observed reflections. The co-ordination about Te is octahedral with a vacant equatorial position, two Br atoms apical, the third Br and the organic group equatorial [Te-C, 2.110(19); Te-N, 2.244(14) Å]. The compound is essentially monomeric, with a weak association between Te and Br [3.596(3) Å] in a neighbouring molecule. Complex (2) is triclinic, space group $P\bar{1}$ with $a = 8.809(3)$, $b = 9.032(5)$, $c = 10.727(4)$ Å, $\alpha = 83.06(4)$, $\beta = 86.49(3)$, $\gamma = 63.68(4)$, and $Z = 2$; $R = 0.0417$ for 2 502 observed reflections. The co-ordination about Te is trigonal bipyramidal, C(1) and two lone pairs of Te comprising the equatorial co-ordination and the S(1) atom together with the pyridyl-N atom axial [Te-C, 2.111(5); Te-N, 2.354(4) Å]. No significant intermolecular contacts occur. Complex (3) is monoclinic, space group $P2_1/c$ with $a = 13.422(2)$, $b = 16.469(3)$, $c = 7.711(3)$ Å, $\beta = 91.01(2)^\circ$, and $Z = 4$; $R = 0.0415$ for 2 014 observed reflections. The Te atom is bonded to two C atoms. The N atom of the pyridyl ring is twisted away from Te [Te-N, 2.695(4) Å] by rotation of the pyridyl ring about the pyridyl-phenyl bond by $23.2(3)^\circ$, a manifestation of the *trans* effect of the Te-C(ethoxyphenyl) covalent bond.

Current objectives include the synthesis of ligands which are bidentate or multidentate containing only tellurium atoms¹ and also the preparation of ligands which, in addition to tellurium, contain a harder donor atom, e.g. oxygen or nitrogen. We have reported briefly on our synthesis of organytellurides functionalised with imino groups² and in this paper describe the syntheses of 2-pyridyl- and quinolin-2-yl-functionalised organytellurium compounds. These materials constitute a new class of ligand, although a few related organytellurium compounds and their complexes are known, e.g. bis[2-(2-pyridyl)ethyl] selenide (L),³ a terdentate ligand which forms complexes $[\text{Cu}(\text{L})\text{X}_2]$ (X = Cl, Br, NO_3 , or ClO_4). The preparation of 2-(2-pyridyl)benzo[*h*]selenophene (L') has been reported together with the palladium(II) complex, $[\text{Pd}(\text{L}')\text{Cl}_2]$.⁴ Amongst known selenium ligands containing a quinoline nucleus may be listed 8-methylselenoquinoline⁵ and quinoline-8-selenol.⁶

* Supplementary data available: see Instructions for Authors, *J. Chem. Soc., Dalton Trans.*, 1988, Issue 1, pp. xvii-xx.

During the course of the preparative work novel tritellurides were isolated, a preliminary account of which has appeared;⁷ full preparative details are given here. Following that earlier structural study⁷ of bis[2-(2-pyridyl)phenyl] tritelluride in which a short Te-N [2.554(7) Å] interaction occurs, we now also report the crystal structures of 2-(2-pyridyl)phenyltellurium(IV) tribromide, (1), dimethyldithiocarbamate[2-(2-pyridyl)phenyl]tellurium(II), (2), and *p*-ethoxyphenyl 2-(2-pyridyl)phenyl telluride, (3). We examine the effect of tellurium oxidation state and ligand type *trans* to nitrogen on the Te-N interaction.

Experimental

Synthesis of New Organyltellurium Compounds.—(a) 2-Pyridyl derivatives. 2-(2-Pyridyl)phenylmercury(II) chloride, 2-Phenylpyridine (7.81 g, 50 mmol) and mercury(II) acetate (15.93 g, 50 mmol) were mixed in absolute ethanol (100 cm³) and refluxed for 24 h, after which LiCl (4.4 g) in absolute ethanol (100 cm³) was added with vigorous stirring; the thick mixture was heated

for a further 15 min. The reaction mixture, was poured into distilled water (300 cm³) and filtered. The filtrate was left to stand at room temperature whereupon a white crystalline compound formed which was filtered off, washed with cold methanol, and oven dried at 60 °C; yield 35.5%, m.p. 138–140 °C.

2-(2-Pyridyl)phenyltellurium(IV) tribromide. (1). A solution of 2-(2-pyridyl)phenylmercury(II) chloride (3.9 g, 10 mmol) in dry 1,4-dioxane (20 cm³) was added to tellurium tetrabromide (4.47 g, 10 mmol) dissolved in dry 1,4-dioxane (15 cm³). The mixture was refluxed under dry dinitrogen for 2 h during which time a yellow compound precipitated. The hot mixture was filtered and the yellow product washed with pure ethanol and recrystallised from acetonitrile–methanol (1:1) to give yellow crystals; yield 77%, m.p. 283–285 °C.

2-(2-Pyridyl)phenyltellurium(II) bromide. 2-(2-Pyridyl)phenyltellurium(IV) tribromide (1.04 g, 2 mmol) was suspended in absolute ethanol. Hydrazine hydrate (0.1 g, 2 mmol) was added to the stirred mixture under dinitrogen. The solid dissolved at the completion of the addition and the solution was refluxed for 15 min and set aside to cool to room temperature. Yellow crystals deposited which were filtered off and washed with ethanol; yield 65%, m.p. 178–180 °C.

Bis[2-(2-pyridyl)phenyl] ditelluride. 2-(2-Pyridyl)phenyltellurium(IV) tribromide (1.04 g, 2 mmol) was dissolved in acetonitrile–ethanol (2:1) (30 cm³) and treated with excess hydrazine hydrate (0.6 g, 12 mmol) in ethanol (10 cm³) and then refluxed for 20 min. The precipitate so formed was filtered off and recrystallised from benzene to give yellow-orange crystals; yield 60%, m.p. 150–152 °C.

Bis[2-(2-pyridyl)phenyl] tritelluride. 2-(2-Pyridyl)phenyltellurium(IV) tribromide (2.6 g, 5 mmol) was suspended in absolute ethanol (60 cm³) and treated dropwise under dinitrogen with a solution of sodium tetrahydroborate (1.1 g, 30 mmol) in ethanol. The solid dissolved as the addition proceeded, then a black precipitate of tellurium formed; this then redissolved to give, finally, a red solution. The solution was heated for 10 min, filtered hot and allowed to cool to room temperature. A red-brown solid appeared which was filtered off and recrystallised from benzene–toluene; yield 90% (based on Te content of the tribromide), m.p. 165–166 °C.

Reaction of bis[2-(2-pyridyl)phenyl] tritelluride with copper metal. Bis[2-(2-pyridyl)phenyl] tritelluride (1.38 g, 2 mmol) dissolved in 1,4-dioxane (15 cm³) was treated with copper powder (0.38 g, 6 mmol). The mixture was refluxed for 24 h and then filtered. Removal of the solvent *in vacuo* gave a residue which, on recrystallisation from ethanol gave golden yellow crystals of bis[2-(2-pyridyl)phenyl] ditelluride (by analysis, m.p., and mixed m.p.).

Bis[2-(2-pyridyl)phenyl] telluride. 2-(2-Pyridyl)phenyltellurium(IV) tribromide (1.04 g, 2 mmol) and 2-(2-pyridyl)phenylmercury(II) chloride (0.78 g, 2 mmol) were dissolved in dry 1,4-dioxane (20 cm³) and refluxed for 3 h. The white solid thus formed was filtered off and washed with dry methanol, followed by recrystallisation from nitromethane, m.p. 235–238 °C. Analysis indicated the composition C₂₂H₁₆Br₃ClHgN₂Te (Found: C, 29.3; H, 1.80; N, 3.10. C₂₂H₁₆Br₃ClHgN₂Te requires C, 29.0; H, 1.75; N, 3.05%). The white solid (0.91 g, 1 mmol) was suspended in ethanol, stirred, and treated dropwise with a solution of hydrazine hydrate (0.2 g, 5 mmol) in ethanol (5 cm³) after which it was heated. Elemental mercury deposited and the solution became yellow. After filtering, water was added to the filtrate to precipitate a yellow compound which was filtered off, washed with water, and recrystallised from ethanol; yield 65%, m.p. 102–103 °C.

Bis[2-(2-pyridinio)phenyl]tellurium(II) diperchlorate. Bis[2-(2-pyridyl)phenyl] telluride (0.44 g, 1 mmol) was dissolved in hot methanol (30 cm³) and treated with an excess of perchloric acid.

The solution was heated with stirring for 30 min and filtered. The filtrate was set aside and, over a period of time, a yellow crystalline compound formed which was filtered off, washed with ethanol, and air dried; m.p. 270 °C (decomp.).

p-Ethoxyphenyl 2-(2-pyridyl)phenyl telluride. (3). 2-(2-Pyridyl)phenylmercury(II) chloride (1.95 g, 5 mmol) and p-ethoxyphenyltellurium(IV) trichloride⁸ (1.28 g, 5 mmol) were dissolved in dry 1,4-dioxane (20 cm³) and refluxed for 2 h. The white product was filtered from the hot solution, washed with methanol, and oven dried at 100 °C (Found: C, 30.4; H, 2.50; N, 1.60. C₁₉H₁₇Cl₃NOTe requires C, 30.6; H, 2.30; N, 1.85%). The white compound was suspended in ethanol (30 cm³) and treated dropwise with an excess of hydrazine hydrate and stirred for 15 min. Water (50 cm³) was added and the reaction mixture filtered. The solid obtained was recrystallised from ethanol–acetone (1:1) to give a pale yellow crystalline compound; yield 67%, m.p. 124–126 °C.

Dimethyldithiocarbamate[2-(2-pyridyl)phenyl]tellurium(II) (2). 2-(2-Pyridyl)phenyltellurium(II) bromide (0.36 g, 1 mmol) in acetonitrile (15 cm³) was treated with an acetonitrile solution (15 cm³) of sodium dimethyldithiocarbamate [Na(dmdtc)] (0.18 g, 1 mmol); the mixture was then heated for 30 min. The solution was filtered and the filtrate left to cool to afford a yellow crystalline material; 75% yield, m.p. 165–167 °C.

(b) **Quinolin-2-yl derivatives.** 2-(Quinolin-2-yl)phenylmercury(II) chloride. 2-Phenylquinoline⁹ (m.p. 84–85 °C, lit.⁹ 85–86 °C) (10.25 g, 50 mmol) and mercury(II) acetate (15.93 g, 50 mmol) were mixed and refluxed in absolute ethanol (100 cm³). After 7 h, LiCl (4.4 g) in methanol (30 cm³) was added after which the procedure was identical to that for the 2-pyridyl derivative. The white product had m.p. 180–182 °C and yield 34%.

2-(Quinolin-2-yl)phenyltellurium(IV) tribromide, 2-(quinolin-2-yl)phenyltellurium(II) bromide, and bis[2-(quinolin-2-yl)phenyl] ditelluride. These compounds (m.p. 340, 150, and 220–222 °C respectively) were all prepared by methods analogous to those developed for the 2-(2-pyridyl)phenyl derivatives.

Bis[2-(quinolin-2-yl)phenyl] telluride. Bis[2-(quinolin-2-yl)phenyl] ditelluride (1.33 g, 2 mmol) and copper powder (0.38 g, 6 mmol) were stirred under reflux in 1,4-dioxane (15 cm³) for 24 h. The mixture was filtered and the solvent removed *in vacuo*. The residue was recrystallised from ethanol to give a yellow crystalline compound; yield 70%, m.p. 187–189 °C.

Bis[2-(quinolin-2-yl)phenyl] tritelluride. Sodium tetrahydroborate reduction of 2-(quinolin-2-yl)phenyltellurium(IV) tribromide gave only the ditelluride; also no precipitated tellurium was seen during the reaction. The following method was therefore adopted: 2-(quinolin-2-yl)phenyltellurium(IV) tribromide (2.28 g, 4 mmol) was suspended in ethanol (25 cm³), tellurium powder (0.26 g, 4 mmol) was then added and the mixture stirred under argon. Sodium tetrahydroborate (1.1 g) in ethanol (20 cm³) was then introduced slowly until all the tellurium had dissolved, the resulting red solution was refluxed for 30 min and then set aside to cool. An orange product formed which was filtered and recrystallised from benzene to give an 80% yield of an orange-brown compound, m.p. 211–212 °C.

Dimethyldithiocarbamate[2-(quinolin-2-yl)phenyl]tellurium(II). This compound, m.p. 206 °C, was prepared by the method used for the 2-pyridyl analogue.

Analytical data for the compounds are given in Table 1. The Scheme summarises the syntheses and interconversions within the 2-(2-pyridyl)phenyl series.

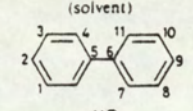
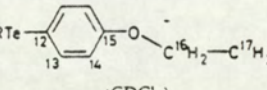
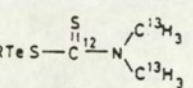
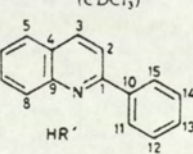
Physical Measurements.—Melting points (uncorrected) were determined with a Gallenkamp electrically heated apparatus. The molar conductance (10⁻³ mol dm⁻³ solutions) was measured at room temperature with a Mullard bridge and dip cell with bright platinum electrodes (type E7591 B).

Table 1. Analytical data for new organytellurium compounds; R = 2-(2-pyridyl)phenyl, R' = 2-(quinolin-2-yl)phenyl, dmdtc = dimethyl-dithiocarbamate

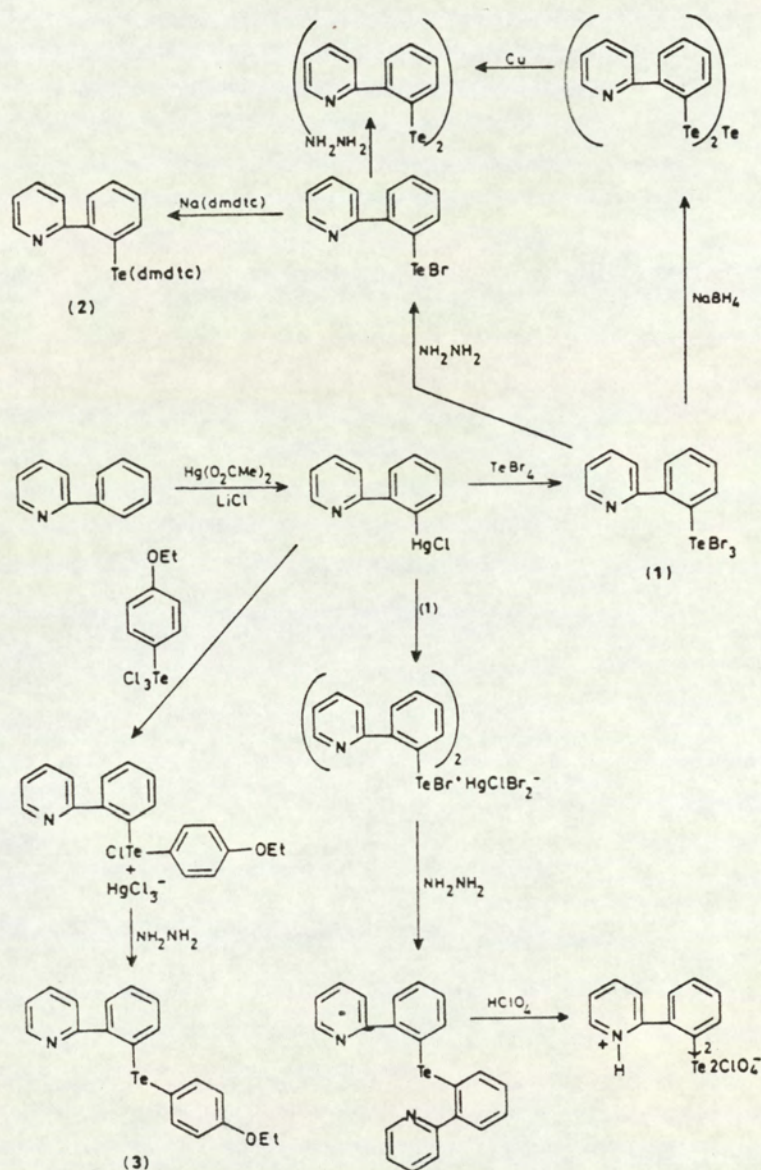
Compound	Colour	Found (%)					Calc. (%)				
		C	H	N	Br	Te	C	H	N	Br	Te
RHgCl	White	33.7	2.00	3.50			33.8	2.10	3.60		
RTeBr ₃	Yellow	25.7	1.40	2.80	46.3		25.3	1.60	2.70	46.0	
RTeBr	Yellow	37.0	2.20	3.80	22.3		36.5	2.20	3.85	22.1	
R ₂ Te ₂	Yellow-orange	46.6	3.00	5.20		45.4	46.9	2.90	5.00		46.0
R ₂ Te ₃	Brown-red	39.0	2.30	3.90		55.6	38.2	2.30	4.00		55.4
R ₂ Te	Yellow	60.5	3.70	6.30		28.5	60.6	3.70	6.40		29.2
[(HR) ₂ Te][ClO ₄] ^a	Dull yellow	41.6	2.60	4.10			41.5	2.50	4.40		
R(C ₆ H ₄ OEt-p)	Pale yellow	56.5	4.10	3.40		31.1	56.6	4.30	3.45		31.7
RTe(dmdtc)	Yellow	42.0	3.50	7.00	< 1		41.8	3.50	6.95	0.0	
HR'	White	87.2	5.20	6.80			87.8	5.40	6.80		
R'HgCl	White	40.9	2.10	2.90			40.9	2.30	3.20		
R'TeBr ₃	Bright yellow	31.3	1.70	2.60	41.9		31.2	1.75	2.45	41.9	
R'TeBr	Yellow	43.9	2.30	3.20	19.3		43.8	2.45	3.40	19.4	
R' ₂ Te ₂	Orange	54.1	2.90	3.90		38.1	54.3	3.04	4.20		38.5
R' ₂ Te	Yellow	67.5	3.50	4.90		23.6	67.2	3.75	5.20		23.8
R' ₂ Te ₃	Orange-brown	45.8	2.30	3.50		47.5	45.5	2.55	3.55		48.4
R'Te(dmdtc)	Yellow	48.0	3.30	6.40			47.8	3.55	6.20		
[R ₂ TeBr][HgClX ₂] ^b	White	29.3	1.80	3.10			29.0	1.75	3.05		
[R ₂ TeCl][HgCl ₃] ^c	White	30.4	2.50	1.60			30.6	2.30	1.85		

^a Λ(CH₃CN), 251 ohm⁻¹ cm² mol⁻¹. ^b Λ(CH₃NO₂), 73.7 ohm⁻¹ cm² mol⁻¹. ^c Λ(Me₂SO), 33.6 ohm⁻¹ cm² mol⁻¹.

Table 2. Some ¹³C n.m.r. data for organymercury and organytellurium derivatives of 2-phenylpyridine (HR) and 2-phenylquinoline (HR')

Compound (solvent)	¹³ C Chemical shifts (p.p.m.) relative to SiMe ₄										
	C ¹	C ²	C ³	C ⁴	C ⁵	C ⁶	C ⁷	C ⁸	C ⁹	C ¹⁰	C ¹¹
 HR (CDCl ₃)	149.1	119.9	136.2	121.5	156.7	138.8 139.6 ^a	126.3 127.1 ^a	128.7 ^a	128.1 129 ^a	128.7 ^a	126.3 127.1 ^a
RHgCl (Me ₂ SO)	149.5	120.9	138.3	123.4	155.9	141.3 136.5 ^a	147.9 151 ^a	137.8 136.5 ^b	128.2 127.9 ^a	129.2 127.6 ^b	127.1 127.9 ^a
RTeBr ₃ (Me ₂ SO)	145.1	122.7	133.6	126.4	151.5	144.3	132.2	129.3	131.1	127.9	
 (CDCl ₃)	145.7 109.7 (C ¹²)	119.9 141.3 (C ¹³)	134.4 115.7 (C ¹⁴)	121.7 159.7 (C ¹⁵)	142.1 63.2 (C ¹⁶)	115.3 14.7 (C ¹⁷)	136.8	128.9	132.2	127	
 (CDCl ₃) R ₂ Te ₃ (CDCl ₃)	142.9 146	119.9 119	134.6 137.2	122.2 122.3	154.1	134.9 140.2	130.1 120.4	137.9 140.7	126.3 129.5	130.3 125.6	126.1 126.8
 HR' (Me ₂ SO)	156.2 128.9 (C ¹²)	118.8 129.1 (C ¹³)	137.2	127.8	127.2	126.5	129.6	129.9	147.6	138.7	127
R'HgCl (Me ₂ SO)	156 130.0 (C ¹³)	119.1 128.2 (C ¹⁴)	135 127.4 (C ¹⁵)	138.2 (C ¹²)	127.9	126.8	130.4	146.3	141.1	150	
R'TeBr ₃ (Me ₂ SO)	150.9 131.3 (C ¹³)	118.9 127.8 (C ¹⁵)	132.7 134.4 (C ¹²)		128.5	124.5	129.6	131.8	144.7	140.8	

^a Data for 2,4,6-triphenylpyridine. ^b Data for phenylmercury(III) chloride.¹⁸



Scheme. Synthesis and interconversions of 2-pyridyl-functionalised organytellurium compounds

I.r. spectra were determined for KBr discs with a Perkin-Elmer 599B instrument. ^1H and ^{13}C n.m.r. spectra were obtained with a JEOL FX 90Q spectrometer at 90 and 22.5 MHz respectively; SiMe_4 was the internal standard in both cases.

Analysis for tellurium was by a literature method,¹⁰ other analyses were provided by the Analytical Services Unit, Department of Molecular Sciences, Aston University.

¹³C n.m.r. data are given in Table 2.

Structural Investigations.—Crystal samples of (1), (2), and (3) were subjected to preliminary study by photographic methods.

but the final cell dimensions and reflection intensities were measured with graphite-monochromated $\text{Mo-K}\alpha$ radiation on an Enraf-Nonius CAD-4 diffractometer, operating in the ω - 2θ scan mode. Three standard reflections were monitored at regular intervals to check the stability of the system. Lorentz and polarisation factors were applied, and also empirical absorption corrections in the case of compound (1);¹¹ range of transmission factors 0.524–1.083. Details of crystal and experimental parameters are given in Table 3.

The tellurium and bromine atoms of (1) were located by direct methods. For (2) and (3) the tellurium atom was located

Table 3. Crystal and experimental parameters

Complex	(1)	(2)	(3)
Molecular formula	C ₁₁ H ₈ Br ₃ NTe	C ₁₄ H ₁₄ N ₂ S ₂ Te	C ₁₆ H ₁₁ NOTe
<i>M</i>	521.5	402.0	402.9
Crystal size (mm)	0.4 × 0.2 × 0.1	0.6 × 0.25 × 0.075	0.55 × 0.25 × 0.125
<i>a</i> , Å	6.953(6)	8.809(3)	13.422(2)
<i>b</i> , Å	8.382(1)	9.032(5)	16.469(3)
<i>c</i> , Å	12.133(2)	10.727(4)	7.711(3)
α , °	78.68(1)	83.06(4)	90.00
β , °	82.87(4)	86.49(3)	91.01(2)
γ , °	87.14(4)	63.68(4)	90.00
<i>V</i> , Å ³	687.8	759.4	1704.2
Space group	<i>P</i> $\bar{1}$	<i>P</i> $\bar{1}$	<i>P</i> 2 ₁ / <i>c</i>
<i>Z</i>	2	2	4
<i>F</i> (000)	476	392	792
<i>D</i> _c , g cm ⁻³	2.519	1.759	1.571
μ (Mo-K α), mm ⁻¹	11.453	2.282	1.813
Data collection range, θ , °	2–25	2–25	2–22.5
($\lambda = 0.71069$ Å)			
Unique data measured	2697	2940	3356
Significant data [<i>I</i> > 2.5 σ (<i>I</i>)]	1963	2502	2014
Least-squares weight, <i>K</i> ² / <i>w</i> = [$\sigma^2(F) + K F^2$] ⁻¹	0	0.0025	0.0015
Maximum shift/error in final least-squares cycle	0.15	0.01	0.01
Final <i>R</i>	0.0735	0.0417	0.0415
Final <i>R</i> '	0.1085	0.0636	0.0539

Table 4. Bond lengths (Å) and angles (°) for compound (1) with e.s.d.s in parentheses

Te-Br(1)	2.673(3)	C(5)-C(6)	1.410(25)
Te-Br(2)	2.658(3)	C(6)-C(1)	1.438(25)
Te-Br(3)	2.589(3)	C(6)-C(7)	1.415(28)
Te-C(1)	2.110(19)	C(8)-C(9)	1.435(34)
Te-N(1)	2.244(14)	C(8)-C(7)	1.441(25)
C(2)-C(3)	1.312(29)	C(9)-C(10)	1.312(35)
C(2)-C(1)	1.373(29)	C(10)-C(11)	1.397(28)
C(3)-C(4)	1.471(29)	C(11)-N(1)	1.295(25)
C(4)-C(5)	1.357(30)	N(1)-C(7)	1.407(21)
Br(1)-Te-Br(2)	172.4(1)	C(5)-C(6)-C(7)	121.7(16)
Br(1)-Te-Br(3)	93.5(2)	C(1)-C(6)-C(7)	121.2(17)
Br(2)-Te-Br(3)	92.8(1)	Te-C(1)-C(2)	125.4(16)
Br(1)-Te-C(1)	87.5(5)	Te-C(1)-C(6)	112.8(14)
Br(2)-Te-C(1)	88.1(5)	C(2)-C(1)-C(6)	121.7(18)
Br(3)-Te-C(1)	92.5(6)	C(9)-C(8)-C(7)	117.4(20)
Br(1)-Te-N(1)	88.4(4)	C(8)-C(9)-C(10)	120.2(21)
Br(2)-Te-N(1)	84.7(4)	C(9)-C(10)-C(11)	119.2(23)
Br(3)-Te-N(1)	170.4(4)	C(10)-C(11)-N(1)	123.4(22)
C(1)-Te-N(1)	78.2(7)	Te-N(1)-C(1)	126.8(14)
C(3)-C(2)-C(1)	118.9(21)	Te-N(1)-C(7)	113.0(11)
C(2)-C(3)-C(4)	122.9(21)	C(11)-N(1)-C(7)	120.3(17)
C(3)-C(4)-C(5)	117.0(20)	C(6)-C(7)-C(8)	127.1(17)
C(4)-C(5)-C(6)	121.5(19)	C(6)-C(7)-N(1)	114.7(15)
C(5)-C(6)-C(1)	117.0(17)	C(8)-C(7)-N(1)	117.8(18)

from a Patterson synthesis. In each of the three crystal structures the remaining non-hydrogen atoms were located by Fourier-difference syntheses. With the exception of the ring hydrogens of (2), which were located from a difference synthesis. H atoms were placed in calculated positions (C-H, 1.08 Å) and allowed to 'ride' on their respective carbon atoms in the

Table 5. Bond lengths (Å) and angles (°) for compound (2) with e.s.d.s in parentheses

Te-S(1)	2.518(1)	C(1)-C(6)	1.406(7)
Te-N(1)	2.354(4)	C(2)-C(3)	1.375(8)
Te-C(1)	2.111(5)	C(3)-C(4)	1.367(9)
S(1)-C(12)	1.764(4)	C(4)-C(5)	1.398(8)
S(2)-C(12)	1.676(5)	C(5)-C(6)	1.373(7)
N(1)-C(7)	1.332(7)	C(6)-C(7)	1.464(6)
N(1)-C(11)	1.333(7)	C(7)-C(8)	1.410(7)
N(2)-C(12)	1.319(6)	C(8)-C(9)	1.353(9)
N(2)-C(13)	1.478(7)	C(9)-C(10)	1.395(10)
N(2)-C(14)	1.464(7)	C(10)-C(11)	1.372(8)
C(1)-C(2)	1.400(6)		
S(1)-Te-N(1)	167.6(1)	C(3)-C(4)-C(5)	120.7(5)
S(1)-Te-C(1)	95.0(1)	C(4)-C(5)-C(6)	119.7(5)
N(1)-Te-C(1)	74.4(2)	C(1)-C(6)-C(5)	119.5(5)
Te-S(1)-C(12)	109.6(1)	C(1)-C(6)-C(7)	118.1(4)
Te-N(1)-C(7)	113.8(3)	C(5)-C(6)-C(7)	122.4(5)
Te-N(1)-C(11)	125.2(4)	N(1)-C(7)-C(6)	115.8(4)
C(7)-N(1)-C(11)	120.9(5)	N(1)-C(7)-C(8)	118.9(5)
C(12)-N(2)-C(13)	121.8(5)	C(6)-C(7)-C(8)	124.4(5)
C(12)-N(2)-C(14)	123.4(5)	C(7)-C(8)-C(9)	119.0(5)
C(13)-N(2)-C(14)	114.8(4)	C(8)-C(9)-C(10)	120.5(5)
Te-C(1)-C(2)	122.0(4)	C(9)-C(10)-C(11)	117.7(5)
Te-C(1)-C(6)	118.0(3)	N(1)-C(11)-C(10)	122.0(5)
C(2)-C(1)-C(6)	120.1(4)	S(1)-C(12)-S(2)	122.3(3)
C(1)-C(2)-C(3)	119.3(5)	S(1)-C(12)-N(2)	115.1(4)
C(2)-C(3)-C(4)	120.7(5)	S(2)-C(12)-N(2)	122.7(4)

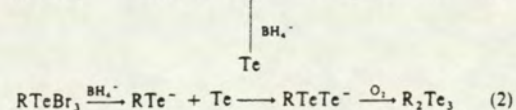
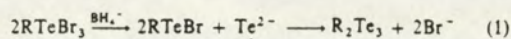
Table 6. Bond lengths (Å) and angles (°) for compound (3) with e.s.d.s in parentheses

Te-C(1)	2.138(6)	C(6)-C(7)	1.468(9)
Te-C(12)	2.144(6)	C(7)-C(8)	1.394(10)
O(1)-C(15)	1.368(8)	C(8)-C(9)	1.359(11)
O(1)-C(18)	1.430(9)	C(9)-C(10)	1.364(12)
N(1)-C(7)	1.325(8)	C(10)-C(11)	1.384(11)
N(1)-C(11)	1.331(9)	C(12)-C(13)	1.372(10)
C(1)-C(2)	1.387(9)	C(12)-C(17)	1.393(10)
C(1)-C(6)	1.415(9)	C(13)-C(14)	1.382(10)
C(2)-C(3)	1.380(10)	C(14)-C(15)	1.380(10)
C(3)-C(4)	1.382(11)	C(15)-C(16)	1.372(10)
C(4)-C(5)	1.346(10)	C(16)-C(17)	1.408(10)
C(5)-C(6)	1.410(9)	C(18)-C(19)	1.463(12)
C(1)-Te-C(12)	94.8(2)	C(7)-C(8)-C(9)	119.5(8)
C(15)-O(1)-C(18)	118.1(6)	C(8)-C(9)-C(10)	120.2(8)
C(7)-N(1)-C(11)	118.9(7)	C(9)-C(10)-C(11)	117.4(7)
Te-C(1)-C(2)	120.2(5)	N(1)-C(11)-C(10)	123.2(8)
Te-C(1)-C(6)	119.8(4)	Te-C(12)-C(13)	119.8(5)
C(2)-C(1)-C(6)	120.0(6)	Te-C(12)-C(17)	121.9(5)
C(1)-C(2)-C(3)	120.6(7)	C(13)-C(12)-C(17)	118.3(6)
C(2)-C(3)-C(4)	119.4(7)	C(12)-C(13)-C(14)	122.2(7)
C(3)-C(4)-C(5)	121.1(7)	C(13)-C(14)-C(15)	119.2(7)
C(4)-C(5)-C(6)	121.5(7)	O(1)-C(15)-C(14)	116.2(7)
C(1)-C(6)-C(5)	117.3(6)	O(1)-C(15)-C(16)	123.3(7)
C(1)-C(6)-C(7)	122.2(6)	C(14)-C(15)-C(16)	120.5(7)
C(5)-C(6)-C(7)	120.5(6)	C(15)-C(16)-C(17)	119.6(7)
N(1)-C(7)-C(6)	115.7(6)	C(12)-C(17)-C(16)	120.2(7)
N(1)-C(7)-C(8)	120.8(6)	O(1)-C(18)-C(19)	109.2(8)
C(6)-C(7)-C(8)	123.5(6)		

subsequent least-squares refinements. Bond lengths and angles for (1), (2), and (3) are given in Tables 4–6 respectively and atomic co-ordinates in Tables 7–9 respectively.

Computations were carried out on the Birmingham University Honeywell computer with SHELX.¹² Stereoscopic views were drawn using PLUTO¹³ at the University of Manchester regional computer centre.

tetrahydroborate reduction of 2-(quinolin-2-yl)phenyl-tellurium(IV) tribromide. This procedure gave the corresponding tritelluride in good yield. Two possible mechanisms, (1) and (2), may be considered for the formation of tritellurides [R = 2-(2-pyridyl)phenyl or 2-(quinolin-2-yl)phenyl].



Mechanism (2) has been favoured by others,²² but (1) may be applicable here given our practice of excluding air from our preparations. If this is so, we speculate that it may be possible to synthesise higher polytellurides, e.g. by reaction of a coordination stabilised organytellurium halide with the ditelluride anion.

Reactions of 2-(2-pyridyl)phenyltellurium(IV) tribromide and of *p*-ethoxyphenyltellurium(IV) trichloride with 2-(2-pyridyl)phenylmercury(II) chloride were carried out. It was anticipated that diorganytellurium(IV) dihalides would be formed but the products contained both tellurium and mercury; further they were 1:1 electrolytes (see Table 1). The conductivities, together with the stoichiometries, strongly suggest ionic structures [R₂TeBr][HgClBr₂] and [RR'TeCl][HgCl₂] respectively [R = 2-(2-pyridyl)phenyl, R' = *p*-EtOC₆H₄]. It is interesting that the tellurium atom should bond to one pyridyl nitrogen atom rather than to the second halogen. For [RR'TeCl][HgCl₂], a strong i.r. band at 287 cm⁻¹ is reasonably assigned as ν(TeCl).²⁶ Both compounds may be cleanly reduced to tellurides (Scheme). Bis[2-(2-pyridyl)phenyl] telluride may be converted to a diperchlorate salt.

Spectroscopic Studies.—I.r. and ¹H n.m.r. data were useful in confirming the metallation of 2-phenylpyridine and of 2-phenylquinoline; however, the ¹³C n.m.r. data are generally more directly indicative of the position of metallation and the data in Table 2 are therefore worthy of brief comment. Mercuration of the bases causes a downfield shift of ca. 22 p.p.m. for one phenyl *ortho* carbon atom; similar observations are made for other mercurated species;^{15,16,27} in this instance the rather limited solubility prevented the observation of ¹⁹⁹Hg-¹³C coupling constants. The tellurium compounds are even less soluble, however spectra were obtained which confirmed the telluration of the bases, although the downfield shift of the metallated carbon is not quite so great. It is interesting that the resonances of the carbons *ortho* and *para* to nitrogen in the pyridine ring are more sensitive to the presence of tellurium than of mercury. This may reflect a stronger N-Te than N-Hg interaction. The spectrum of bis[2-(2-pyridyl)phenyl] tritelluride is of interest. The resonance of the tellurated carbon atom has shifted some 24 p.p.m. to higher field than in the corresponding mercurated derivative and than in the organytellurium(IV) tribromide, (1). There is no value for the chemical shift of a similar carbon in the literature to provide a basis for comparison, however Zingaro and co-workers²⁰ have reported values of 123–125 p.p.m. for *ipso* carbons of some diorganytellurium selenides. Again, a high-field (ca. 3 p.p.m.) shift for C(1) (adjacent to nitrogen, see Table 2) is seen which we take to be indicative of the relatively short Te...N contact of 2.55 Å in R₂Te₃.

The spectra of other compounds in Table 2 have been assigned following our previous work and the literature.^{28,29}

Structural Investigations.—The structure of RTeBr₃ (1) [R = 2-(2-pyridyl)phenyl] is shown in Figure 1. The co-ordin-

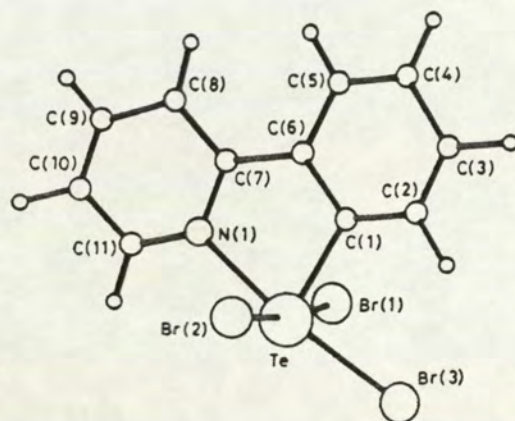


Figure 1. View of complex (1) showing the atom numbering

ation about tellurium can be considered as essentially pseudo-octahedral, with a lone pair of electrons occupying the fourth equatorial site. The whole molecule, apart from the apical bromine atoms, Br(1) and Br(2), is planar to within ± 0.15 Å. Br(1) and Br(2) lie 2.739(5) and 2.575(3) Å on either side of the Te-N(1)-C(1)-Br(3) plane. The angle of 6.2(3)° between the mean planes of the pyridyl and phenyl rings illustrates the slight deviation from planarity of the organic ligand.

The distortion of the co-ordination geometry from ideal octahedral angles (90 and 180°), particularly N(1)-Te-Br(3) [170.4(4)°] can be explained in terms of a lone pair of electrons occupying an equatorial position between N(1) and Br(3). The small value of the angle N(1)-Te-C(1) [78.2(7)°] is due to the constraint of the five-membered chelate ring. The axial atoms are displaced from the lone pair electrons reducing the Br(1)-Te-Br(2) angle to 172.4(1)°. These values are analogous to those found in the crystal structure of (2-phenylazophenyl-C,N')tellurium(IV) trichloride.¹⁵

The distance Te-C(1) [2.110(19) Å] is in excellent agreement with the sum of the Pauling³⁰ single bond covalent radii of Te (1.37 Å) and *sp*² hybridised carbon (0.74 Å) and with values in the crystal structures of the analogous compounds (pap)-TeCl₃ (pap = 2-phenylazophenyl),¹⁵ (bip)TeBr₃ (bip = 2-biphenyl),³¹ and C₄H₉STeBr₂³² in which Te-C is in the range 2.11–2.16 Å. The Te-N distance of 2.244(14) Å is longer than the sum of the covalent radii (2.07 Å),³⁰ but shorter than that reported for (2-phenylazophenyl-C,N')tellurium(IV) trichloride,¹⁵ 2.417 Å, and for (dapy)TeCl₃ (dapy = 2,6-diacetylpyridine), 2.402 Å,³³ indicating a stronger interaction in this case. The interaction between Te and the pyridyl nitrogen atom holds the organic ligand in an essentially planar geometry. The Te-Br distances [2.589(3) Å equatorial, 2.673(3) and 2.658(3) Å axial] are in good agreement with the sum of the covalent radii (equatorial Te-Br, 2.51 Å and axial Te-Br, 2.67 Å^{30,34}) and fall within the range commonly found for Te-Br covalent bonds.^{31,32,35} There is a weak secondary³⁶ intermolecular interaction between centrosymmetrically related molecules Te...Br of 3.596(3) Å, which is a feature noted in the structures of (bip)TeBr₃ (Te...Br, 3.71 Å)³¹ and C₄H₉STeBr₂ (Te...Br, 3.59 Å).³²

The structure of RTe(dmdtc)(2) [R = 2-(2-pyridyl)phenyl] is shown in Figure 2. The co-ordination about tellurium can be considered as essentially pseudo-trigonal bipyramidal, with C(1) and the lone pairs making up the equatorial co-ordination, and S(1)

Table 7. Fractional atomic co-ordinates ($\times 10^4$) for compound (1) with e.s.d.s in parentheses

Atom	x	y	z
Te	-1 148(2)	4 702(1)	6 901(1)
Br(1)	373(3)	3 242(3)	8 772(2)
Br(2)	-2 577(4)	6 522(3)	5 122(2)
Br(3)	-3 547(4)	2 395(3)	7 016(3)
N(1)	504(22)	6 926(16)	6 923(14)
C(1)	-3 102(29)	5 931(23)	7 944(17)
C(2)	-4 963(30)	5 475(22)	8 358(19)
C(3)	-5 976(34)	6 289(29)	9 061(19)
C(4)	-5 318(34)	7 810(27)	9 306(19)
C(5)	-3 481(28)	8 252(22)	8 884(16)
C(6)	-2 333(29)	7 402(20)	8 135(17)
C(7)	-467(27)	7 924(21)	7 633(16)
C(8)	423(33)	9 423(21)	7 677(23)
C(9)	2 327(35)	9 709(22)	7 082(25)
C(10)	3 045(40)	8 803(25)	6 354(24)
C(11)	2 176(31)	7 331(28)	6 366(18)

Table 8. Fractional atomic co-ordinates for compound (2) ($\times 10^3$ for Te, $\times 10^4$ for others) with e.s.d.s in parentheses

Atom	x	y	z
Te	105 314(3)	13 542(3)	33 091(3)
S(1)	9 013(2)	1 518(2)	1 346(1)
S(2)	5 995(2)	3 887(2)	2 727(1)
N(1)	12 174(5)	1 562(5)	4 869(4)
N(2)	5 861(5)	2 549(6)	713(4)
C(1)	10 496(5)	3 713(5)	2 887(4)
C(2)	9 645(6)	4 791(6)	1 842(5)
C(3)	9 632(7)	6 328(7)	1 632(6)
C(4)	10 470(7)	6 795(6)	2 417(6)
C(5)	11 331(7)	5 731(6)	3 463(5)
C(6)	11 368(6)	4 187(5)	3 690(4)
C(7)	12 295(6)	2 992(6)	4 743(4)
C(8)	13 305(8)	3 254(7)	5 579(5)
C(9)	14 156(9)	2 030(10)	6 489(6)
C(10)	14 017(7)	540(8)	6 609(5)
C(11)	13 012(7)	361(7)	5 768(5)
C(12)	6 811(6)	2 680(5)	1 556(4)
C(13)	3 998(8)	3 513(9)	714(6)
C(14)	6 548(9)	1 467(10)	-296(6)

Additional material available from the Cambridge Crystallographic Data Centre comprises H-atom co-ordinates and thermal parameters.

Discussion

2-Phenylpyridine and 2-phenylquinoline have both been directly *ortho*-palladated when treated with $\text{Na}_2[\text{PdCl}_4]$ in ethanol.¹⁴ Although the direct telluration of azobenzene with tellurium tetrachloride can proceed under forcing conditions,¹⁵ generally a *trans* metallation route must be used for the synthesis of *ortho*-tellurated bases.¹⁶ The mercuration of 2-phenylpyridine and 2-phenylquinoline was achieved *via* mercury(II) acetate, generally considered a stronger electrophile than mercury(II) chloride.¹⁷ A method similar to that for the mercuration of azobenzene¹⁸ was adopted and gave moderate, but adequate yields, of the mercured products. The telluration was achieved by *trans* metallation with TeBr_4 (which is less readily hydrolysed than TeCl_4 and gives fewer problems with protonated by-products) or with (*p*-ethoxyphenyl)tellurium(IV) trichloride (Table 1 and Scheme).

Reduction of the tribromides with the stoichiometric quantity of hydrazine hydrate affords the organytellurium

Table 9. Fractional atomic co-ordinates for compound (3) ($\times 10^3$ for Te, $\times 10^4$ for others) with e.s.d.s in parentheses

Atom	x	y	z
Te	12 013(3)	-2 182(3)	-13 169(5)
O(1)	3 726(4)	1 292(3)	4 833(6)
N(1)	445(4)	-1 079(4)	-4 005(7)
C(1)	2 325(4)	-1 013(4)	-2 275(8)
C(2)	3 301(5)	-944(4)	-1 675(8)
C(3)	4 041(5)	-1 425(5)	-2 353(10)
C(4)	3 803(6)	-1 975(5)	-3 648(10)
C(5)	2 858(5)	-2 068(5)	-4 222(9)
C(6)	2 075(5)	-1 595(4)	-3 562(8)
C(7)	1 049(5)	-1 707(4)	-4 209(7)
C(8)	708(6)	-2 422(5)	-4 983(10)
C(9)	-256(6)	-2 471(6)	-5 548(11)
C(10)	-880(6)	-1 825(6)	-5 362(10)
C(11)	-496(6)	-1 138(5)	-4 562(10)
C(12)	2 110(5)	246(4)	773(8)
C(13)	2 428(5)	1 037(5)	739(9)
C(14)	2 966(5)	1 380(4)	2 097(9)
C(15)	3 208(5)	911(5)	3 525(9)
C(16)	2 912(6)	114(5)	3 606(10)
C(17)	2 357(6)	-224(5)	2 220(9)
C(18)	3 971(6)	835(6)	6 357(10)
C(19)	4 596(8)	1 331(6)	7 514(13)

bromides which are stabilised by co-ordination of the heterocyclic nitrogen atom; these materials undergo metathesis with sodium dimethyldithiocarbamate to give the organytellurium(II) dithiocarbamates (see later).

The reduction of both tribromides with an excess of hydrazine hydrate gives the corresponding ditellurides. In principle, the reduction of a ditelluride with sodium tetrahydroborate under mildly alkaline conditions should give the sodium organytellurate, a useful nucleophile. Attempts were made to eliminate intermediate stages of the synthesis by reacting the tribromides directly with sodium tetrahydroborate. For the 2-phenylquinoline series only the ditelluride was isolated; however in the 2-phenylpyridine series an initial precipitate of tellurium redissolved during the course of the reaction. Work-up gave a novel diorganytelluride the nature of which was confirmed by X-ray crystallography.⁷ Although triselenides have been known for some time,¹⁹ and Zingaro and co-workers^{20,21} have reported a range of diorganytellurium selenides, the ditellurides reported here, together with $(\text{Me}_3\text{Si})_3\text{CTeTeTeC}(\text{SiMe}_3)_2$ ²² constitute the first well characterised examples of diorganytellurides.

The stabilisation of bis[tris(trimethylsilyl)methyl] ditelluride²² has been attributed to the bulk of the organic group. The compounds in this paper owe their stability to co-ordination of the heterocyclic nitrogen atom to the terminal tellurium atoms (Te-N, 2.554 Å; cf. van der Waals distance of 3.61 Å). The Te-Te bond length (2.776 Å) is longer than that for some ditellurides, e.g. Ph_2Te_2 (2.712 Å),²³ $(p\text{-CH}_3\text{C}_6\text{H}_4)_2\text{Te}_2$ (2.697 Å),²⁴ and $(p\text{-MeOC}_6\text{H}_4)_2\text{Te}_2$ (2.72 Å)²⁵ and it is also longer by 0.066 Å than the Te-Te distance in bis[tris(trimethylsilyl)methyl] ditelluride.²² It is likely that a wide range of diorganytellurides may be stabilised by co-ordination of the terminal tellurium atoms.

Reduction of 2-(2-pyridyl)phenyltellurium(IV) tribromide, (I), with an excess of hydrazine hydrate gave bis[2-(2-pyridyl)phenyl] ditelluride (Scheme); also treatment of the ditelluride with copper powder gave the same ditelluride. The observation that an initial precipitate of tellurium seemed responsible for the formation of the ditelluride on NaBH_4 reduction of (I) led us deliberately to add tellurium powder in a repeat of the

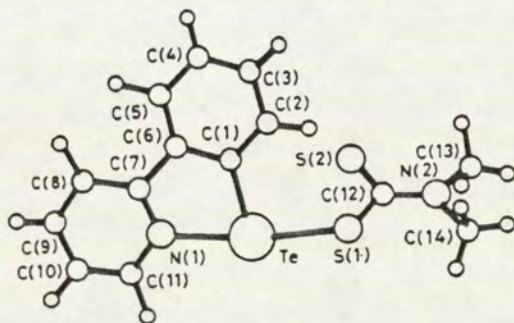


Figure 2. View of complex (2) showing the atom numbering

and N(1) axial. The position *trans* to the bonded carbon atom is unoccupied and the compound is almost T-shaped.³⁴ The 2-(2-pyridyl)phenyl ligand is planar to within ± 0.06 Å, with the Te atom displaced 0.03 Å from the plane, and the S(1) atom also displaced 0.30 Å. The dimethylthiocarbamate group is planar to within ± 0.04 Å and is orientated at an angle of $72.7(2)^\circ$ to the Te-R plane. The distortion of the co-ordination geometry from ideal pseudo-trigonal bipyramidal values, particularly the N(1)-Te-C(1) angle of $74.4(2)^\circ$, is again due to constraints arising from the five-membered chelate ring.

The distance Te-C(1) [2.111(5) Å] is in good agreement with the sum of the Pauling covalent single bond radii³⁰ and with typical values in Te^{II} complexes, e.g. PhTe(tu)₂Cl,³⁷ PhTe(tmsu)Cl,³⁷ and (pap)Te(dmtdc)³⁸ (where tu = thiourea and tmsu = *N,N'*-trimethyleneselenourea), which lie in the range 2.097–2.102 Å. The Te-N distance, 2.354(4) Å, is longer than the sum of the covalent radii (2.24 Å for axial Te-N)^{30,34} and is also longer than in (pap)Te(SCN), 2.243 Å,³⁹ and in (pap)TeCl, 2.23 Å,⁴⁰ but is comparable with that reported for (pap)Te(dmtdc), 2.340 Å.³⁵ The Te-N interaction holds the organic ligand in an almost planar geometry, with only an angle at $4.4(2)^\circ$ between the mean planes of the pyridyl and phenyl rings. The Te-S(1) bond, 2.518(1) Å, is in good agreement with the sum of the S and Te axial covalent radii,^{30,34} 2.58 Å, and similar to values found in other tellurium(II) complexes with sulphur ligands,³⁷ e.g. Te(S₂COR)₂ (R = Me or Et), Te(S₂CNCH₂CH₂OCH₂CH₂)₂, and Te(S₂CNEt₂)₂, which fall in the range 2.49–2.52 Å. The Te-S(2) distance of 3.667(1) Å, although within the sum of the van der Waals radii (4.05³⁰ or 3.86 Å⁴¹), indicates only an extremely weak interaction. By contrast, dimethylthiocarbamate(2-phenylazophenyl-C,N)-tellurium(II) has both sulphur atoms essentially coplanar with the tellurium atoms and the bonded C and N atoms of the organic ligand and the Te-S(2) distance of 3.225(3) Å clearly shows a significantly stronger interaction in the case of the tellurated azobenzene derivative.

The arrangement of the molecules in the unit cell reveals that almost planar organic ligands related by centres of symmetry overlie one another, with an interplanar distance of 3.50(1) Å. No unusually short intermolecular contacts occur.

The structure of RTe(C₆H₄OEt-*p*) [R = 2-(2-pyridyl)phenyl] is shown in Figure 3. The tellurium atom is bonded to two carbon atoms with Te-C(1) 2.138(6) and Te-C(12) 2.144(6) Å, in good agreement with the sum of the Pauling³⁰ single bond covalent radii and with values in the crystal structures of analogous compounds, e.g. R₂Te₂ [R = 2-(2-pyridyl)phenyl], 1,6-bis(2-butyltellurophenyl)-2,5-diazahexa-1,5-diene² and in complexes (1) and (2) above, which lie in the range 2.10–2.13 Å. The Te-N distance of 2.695(4) Å is much greater than the sum of the covalent radii³⁰ and much greater than the comparable

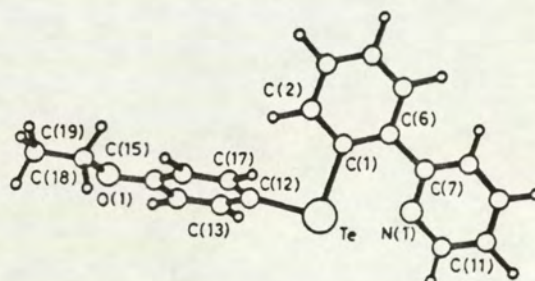


Figure 3. View of complex (3) showing the atom numbering

distance in (1) and (2) above. The occurrence of a Te-C covalent bond *trans* to the Te...N vector thus significantly weakens the Te-N interaction. A similar Te...N distance of 2.773 Å occurs in a previously reported bis-telluride.² The weakening of the Te-N interaction allows the rings in the 2-(2-pyridyl)phenyl moiety to twist by $23.2(2)^\circ$ relative to each other, unlike in (1) and (2) where the stronger Te-N bonding holds the corresponding organic ligand in a near-planar geometry. Within the *p*-ethoxyphenyl ligand, the ethoxy group is orientated at $4.3(1)^\circ$ to the phenyl ring. No unusually short intermolecular contacts occur.

Vikane⁴² has noted, with reference to organytellurium bromide complexes, that only long weak interactions are found *trans* to a Te-C bond. A similar effect has been noted in organytellurium(IV) bromides and iodides,^{31,32,35} strong Te-halogen interactions are never *trans* to a Te-C bond. It is also true of complexes (1), (2), and (3) that no strong bonds are seen *trans* to a Te-C covalent bond.

Acknowledgements

N. Al-S. thanks the government of Iraq for a study scholarship. A. A. W. thanks Aston University for a research studentship.

References

- H. M. K. K. Pathirana and W. R. McWhinnie, *J. Chem. Soc., Dalton Trans.*, 1986, 2003.
- N. Al-Salim, T. A. Hamor, and W. R. McWhinnie, *J. Chem. Soc., Chem. Commun.*, 1986, 453.
- E. Uhlig, B. Borek, and H. Glanzer, *Z. Anorg. Allg. Chem.*, 1966, 348, 189.
- C. A. Buehler, J. O. Harris, and W. F. Arendale, *J. Am. Chem. Soc.*, 1950, 72, 4953.
- L. S. Bark and D. Brandon, *Talanta*, 1967, 14, 759.
- E. Sekido, Q. Fernando, and H. Freiser, *Anal. Chem.*, 1964, 36, 1768; 1965, 37, 1556.
- T. A. Hamor, N. Al-Salim, W. R. McWhinnie, and A. A. West, *J. Organomet. Chem.*, 1986, 310, C5.
- G. T. Morgan and H. D. K. Drew, *J. Chem. Soc.*, 1925, 2307.
- R. J. W. Le Fevre and J. Pearson, *J. Chem. Soc.*, 1932, 2807.
- F. H. Kruse, R. W. Sanfter, and J. F. Suttle, *Anal. Chem.*, 1953, 25, 500.
- N. Walker and D. Stuart, *Acta Crystallogr., Sect. A*, 1983, 39, 158.
- G. M. Sheldrick, SHELEX, Program for crystal structure determination, University of Cambridge, 1978.
- W. D. S. Motherwell and W. Clegg, PLUTO, Program for drawing crystal and molecular structures, University of Cambridge, 1978.
- B. W. Fitzsimmons, *J. Chem. Soc., Chem. Commun.*, 1977, 215.
- M. A. K. Ahmed, W. R. McWhinnie, and T. A. Hamor, *J. Organomet. Chem.*, 1985, 281, 205.
- H. B. Singh and W. R. McWhinnie, *J. Chem. Soc., Dalton Trans.*, 1985, 821.
- R. J. Cross and N. H. Tennent, *J. Organomet. Chem.*, 1973, 61, 33.

- 18 P. V. Rolling, J. L. Dill, and M. D. Ransch, *J. Organomet. Chem.*, 1976, **116**, 46.
- 19 A. G. Osborne, R. E. Hollands, J. A. K. Howard, and R. F. Bryan, *J. Organomet. Chem.*, 1981, **205**, 395.
- 20 N. L. M. Dereu, R. A. Zingaro, and E. A. Meyers, *Cryst. Struct. Commun.*, 1981, **10**, 1345, 1353.
- 21 N. L. M. Dereu, R. A. Zingaro, E. A. Meyers, and M. Renson, *Organometallics*, 1982, **1**, 111.
- 22 F. Sladky, B. Bildstein, C. Reiker, A. Gieren, H. Betz, and T. Huber, *J. Chem. Soc., Chem. Commun.*, 1985, 1800.
- 23 G. Liabres, O. Dideberg, and L. Dupont, *Acta Crystallogr., Sect. B*, 1972, **28**, 2438.
- 24 M. R. Spirlet, G. Van de Bossche, O. Dideberg, and L. Dupont, *Acta Crystallogr., Sect. B*, 1979, **35**, 1727.
- 25 S. Ludlow and A. E. McCarthy, *J. Organomet. Chem.*, 1981, **219**, 169.
- 26 N. S. Dance and W. R. McWhinnie, *J. Chem. Soc., Dalton Trans.*, 1975, 43.
- 27 D. F. Ewing, *Org. Magn. Reson.*, 1979, **12**, 499.
- 28 R. K. Chadha and J. M. Miller, *J. Chem. Soc., Dalton Trans.*, 1982, 117.
- 29 K. G. K. De Silva, Z. Monsef-Mirzai, and W. R. McWhinnie, *J. Chem. Soc., Dalton Trans.*, 1983, 2143.
- 30 L. Pauling, 'The Nature of the Chemical Bond,' 3rd edn., Cornell University Press, Ithaca, New York, 1960.
- 31 C. Knobler and J. D. McCullough, *Inorg. Chem.*, 1977, **16**, 612.
- 32 C. Knobler and J. D. McCullough, *Inorg. Chem.*, 1972, **11**, 3026.
- 33 H. J. Gysling, H. R. Luss, and S. A. Gardner, *J. Organomet. Chem.*, 1980, **184**, 417.
- 34 W. R. McWhinnie and Z. Monsef-Mirzai, 'Proceedings of the Fourth International Conference on the Organic Chemistry of Selenium and Tellurium,' eds. F. J. Berry and W. R. McWhinnie, The University of Aston in Birmingham, 1983, p. 3.
- 35 R. H. Jones and T. A. Hamor, *J. Organomet. Chem.*, 1982, **234**, 299.
- 36 N. W. Alcock, *Adv. Inorg. Chem. Radiochem.*, 1972, **15**, 1.
- 37 S. Huseby, ref. 34, p. 298.
- 38 M. A. K. Ahmed, A. E. McCarthy, W. R. McWhinnie, and F. J. Berry, *J. Chem. Soc., Dalton Trans.*, 1986, 771.
- 39 M. A. K. Ahmed, W. R. McWhinnie, and T. A. Hamor, *J. Organomet. Chem.*, 1985, **293**, 219.
- 40 R. E. Cobblestick, F. W. B. Einstein, W. R. McWhinnie, and F. H. Musa, *J. Chem. Res. (S)*, 1979, 145.
- 41 A. Bondi, *J. Phys. Chem.*, 1964, **68**, 441.
- 42 O. Vikane, *Acta Chem. Scand., Ser. A*, 1975, **29**, 738.

Received 24th June 1987; Paper 7/1141

The crystal and molecular structure of dimethyldithiocarbamato-2-(2-quinolinyl)phenyltellurium(II)

Antony A. West, William R. McWhinnie,

Department of Chemical Engineering and Applied Chemistry, University of Aston in Birmingham, Aston Triangle, Birmingham B4 7ET (Great Britain)

and Thomas A. Hamor

Department of Chemistry, University of Birmingham, Birmingham B15 2TT (Great Britain)

(Received April 13th, 1988)

Abstract

The crystal structure of dimethyldithiocarbamato-2-(2-quinolinyl)phenyltellurium (II) has been determined from three dimensional X-ray counter data. The crystal system is triclinic, space group $P\bar{1}$ with a 7.360(5), b 15.022(10), c 17.730(10) Å, α 114.26(2)°, β 94.12(6)°, γ 95.63(3)°, $Z = 4$, R 3.36% for 4969 observed reflections; For two independent molecules, the coordination about Te can be considered to be trigonal bipyramidal, with a carbon atom and the two lone pairs of Te comprising the equatorial coordination, and sulphur together with the quinolinyl nitrogen atom in axial positions. (Te \cdots C 2.124(5), 2.135(4); Te \cdots N 2.365(4), 2.385(4); Te \cdots S(1) 2.569(1), 2.543(1) Å). S(2) makes a weak secondary interaction with Te (3.222(1), 3.230(1) Å) in the C,N,S(1) plane. There are no significant intermolecular contacts.

Introduction

The preparation and chemical properties of the title compound have previously been reported by Al-Salim et al. [1]. Following earlier structural studies of analogous complexes in which short Te-N interactions were found [1,2], we now examine the effect of the tellurium oxidation state and of the type of ligand *trans* to nitrogen on the Te-N interaction.

X-ray structure analysis

After a preliminary study by photographic methods, cell parameters and reflection intensities were measured with graphite monochromated Mo-K α radiation from

a yellow/orange crystal, $0.60 \times 0.30 \times 0.25$ mm, using an Enraf-Nonius CAD-4 diffractometer, operating in the ω - 2θ scan mode. Three standard reflections were monitored at regular intervals to check the stability of the system. 6400 reflections were scanned in the range $2 < \theta < 25^\circ$. Lorentz and polarization factors were applied to the data, and 4969 unique reflections with $I > 2.5\sigma(I)$ were used in the structural analysis. The crystals were triclinic with no systematic absences, the centrosymmetric space group $P\bar{1}$ being established by the successful analysis.

Crystal data

$C_{18}H_{16}N_2S_2Te$, $M_r = 452.1$, space group $P\bar{1}$, a 7.360(5), b 15.022(10), c 17.730(10) Å, α 114.26(2)°, β 94.12(6)°, γ 95.63(3)°, V 1764.9 Å³, $Z = 4$, D_c 1.701 g cm⁻³, $F(000) = 888$, $\lambda(\text{Mo-K}\alpha)$ 0.71069, μ 1.97 mm⁻¹.

The atomic coordinates for tellurium and for most of the lighter atoms were found by direct methods using SHELX86 [3]. The remaining non-hydrogen atoms were located by a Fourier difference synthesis. As only some of the hydrogens could be located from difference maps, all the hydrogen atoms were placed in calculated positions (C-H 1.08 Å) and allowed to "ride" on their respective carbon atoms in the subsequent least-squares refinements. The weighting scheme used was $w = 1/[\sigma^2(F) + 0.0006F^2]$ and the refinements converged to $R = 0.0336$ and $R_w = 0.0485$, when all shifts were $< 0.1\sigma$.

Non-hydrogen atomic coordinates are listed in Table 1 and bond lengths and angles in Table 2. Computations were carried out on the Birmingham University

Table 1

Fractional atomic coordinates ($\times 10^5$ for tellurium and $\times 10^4$ for all other non-hydrogen atoms) with e.s.d.'s in parentheses

	x	y	z		x	y	z
Te(1A)	29856(3)	73451(2)	222(2)	Te(1B)	28125(3)	72503(2)	50311(2)
S(1A)	3022(2)	9211(1)	507(1)	S(1B)	1845(2)	8876(1)	5985(1)
S(2A)	2202(2)	8190(1)	-1354(1)	S(2B)	-882(2)	7902(1)	4443(1)
N(1A)	2858(4)	5744(2)	-24(2)	N(1B)	4565(5)	5930(3)	4422(2)
N(2A)	2200(5)	10102(2)	-448(2)	N(2B)	-1156(5)	9572(2)	5738(2)
C(1A)	3740(5)	7560(3)	1271(3)	C(1B)	5187(6)	7549(3)	5913(3)
C(2A)	4352(6)	8476(3)	1926(3)	C(2B)	5444(7)	8327(4)	6694(3)
C(3A)	4865(7)	8556(4)	2721(3)	C(3B)	7043(8)	8525(4)	7220(4)
C(4A)	4735(7)	7730(5)	2884(3)	C(4B)	8395(9)	7945(5)	6965(4)
C(5A)	4125(7)	6813(4)	2245(3)	C(5B)	8182(7)	7156(4)	6200(4)
C(6A)	3641(5)	6713(3)	1428(3)	C(6B)	6532(6)	6940(4)	5663(3)
C(7A)	3074(5)	5747(3)	729(3)	C(7B)	6204(6)	6086(3)	4845(3)
C(8A)	2732(7)	4844(4)	813(3)	C(8B)	7529(8)	5427(4)	4501(4)
C(9A)	2150(6)	4003(4)	145(3)	C(9B)	7076(9)	4660(5)	3775(5)
C(10A)	1897(5)	3977(3)	-667(3)	C(10B)	5288(8)	4466(4)	3294(4)
C(11A)	2302(5)	4891(3)	-722(3)	C(11B)	4050(7)	5142(3)	3662(3)
C(12A)	2151(7)	4898(3)	-1517(3)	C(12B)	2274(7)	4985(3)	3233(3)
C(13A)	1547(8)	4042(3)	-2222(3)	C(13B)	1722(9)	4191(3)	2487(3)
C(14A)	1078(7)	3164(4)	-2162(4)	C(14B)	2986(11)	3525(4)	2135(4)
C(15A)	1273(7)	3123(3)	-1407(4)	C(15B)	4709(10)	3665(4)	2523(4)
C(16A)	2452(5)	9221(3)	-465(3)	C(16B)	-199(6)	8824(3)	5387(3)
C(17A)	1825(7)	10215(4)	-1225(3)	C(17B)	-287(7)	9632(4)	5307(4)
C(18A)	2392(6)	11002(3)	319(3)	C(18B)	-57(7)	10369(3)	5577(3)

Table 2

Bond lengths (Å) and bond angles (°) with e.s.d.'s in parentheses

Te(1A)-S(1A)	2.569(1)	Te(1B)-S(1B)	2.543(1)
Te(1A)...S(2A)	3.222(1)	Te(1B)...S(2B)	3.230(1)
Te(1A)-N(1A)	2.365(4)	Te(1B)-N(1B)	2.385(4)
Te(1A)-C(1A)	2.124(5)	Te(1B)-C(1B)	2.135(4)
S(1A)-C(16A)	1.751(5)	S(1B)-C(16B)	1.752(5)
S(2A)-C(16A)	1.677(40)	S(2B)-C(16B)	1.676(4)
N(1A)-C(7A)	1.331(7)	N(1B)-C(7B)	1.320(6)
N(1A)-C(11A)	1.365(4)	N(1B)-C(11B)	1.373(5)
N(2A)-C(16A)	1.343(6)	N(2B)-C(16B)	1.338(5)
N(2A)-C(17A)	1.465(8)	N(2B)-C(17B)	1.461(7)
N(2A)-C(18A)	1.456(5)	N(2B)-C(18B)	1.473(5)
C(1A)-C(2A)	1.390(5)	C(1B)-C(2B)	1.381(6)
C(1A)-C(6A)	1.407(8)	C(1B)-C(6B)	1.386(6)
C(2A)-C(3A)	1.385(8)	C(2B)-C(3B)	1.375(8)
C(3A)-C(4A)	1.381(10)	C(3B)-C(4B)	1.366(9)
C(4A)-C(5A)	1.381(7)	C(4B)-C(5B)	1.371(7)
C(5A)-C(6A)	1.409(8)	C(5B)-C(6B)	1.411(7)
C(6A)-C(7A)	1.465(5)	C(6B)-C(7B)	1.472(6)
C(7A)-C(8A)	1.424(8)	C(7B)-C(8B)	1.443(8)
C(8A)-C(9A)	1.331(6)	C(8B)-C(9B)	1.320(8)
C(9A)-C(10A)	1.421(9)	C(9B)-C(10B)	1.449(9)
C(10A)-C(11A)	1.420(7)	C(10B)-C(11B)	1.418(7)
C(10A)-C(15A)	1.412(6)	C(10B)-C(15B)	1.402(7)
C(11A)-C(12A)	1.410(8)	C(11B)-C(12B)	1.411(7)
C(12A)-C(13A)	1.379(6)	C(12B)-C(13B)	1.367(6)
C(13A)-C(14A)	1.378(8)	C(13B)-C(14B)	1.417(9)
C(14A)-C(15A)	1.363(10)	C(14B)-C(15B)	1.352(10)
S(1A)-Te(1A)-N(1A)	163.7(1)	S(1B)-Te(1B)-N(1B)	162.8(1)
S(1A)-Te(1A)-C(1A)	90.3(1)	S(1B)-Te(1B)-C(1B)	89.0(1)
N(1A)-Te(1A)-C(1A)	74.5(1)	N(1B)-Te(1B)-C(1B)	74.0(1)
Te(1A)-S(1A)-C(16A)	98.6(1)	Te(1B)-S(1B)-C(16B)	99.1(1)
Te(1A)-N(1A)-C(7A)	113.1(2)	Te(1B)-N(1B)-C(7B)	112.7(3)
Te(1A)-N(1A)-C(11A)	124.7(3)	Te(1B)-N(1B)-C(11B)	124.7(3)
C(7A)-N(1A)-C(11A)	121.3(4)	C(7B)-N(1B)-C(11B)	122.1(4)
C(16A)-N(2A)-C(17A)	120.6(3)	C(16B)-N(2B)-C(17B)	121.2(3)
C(16A)-N(2A)-C(18A)	123.2(4)	C(16B)-N(2B)-C(18B)	122.8(4)
C(17A)-N(2A)-C(18A)	116.0(4)	C(17B)-N(2B)-C(18B)	116.0(4)
Te(1A)-C(1A)-C(2A)	124.4(4)	Te(1B)-C(1B)-C(2B)	123.1(4)
Te(1A)-C(1A)-C(6A)	117.0(3)	Te(1B)-C(1B)-C(6B)	117.1(3)
C(2A)-C(1A)-C(6A)	118.9(5)	C(2B)-C(1B)-C(6B)	119.8(4)
C(1A)-C(2A)-C(3A)	120.8(5)	C(1B)-C(2B)-C(3B)	120.9(5)
C(2A)-C(3A)-C(4A)	120.6(4)	C(2B)-C(3B)-C(4B)	119.4(5)
C(3A)-C(4A)-C(5A)	119.7(6)	C(3B)-C(4B)-C(5B)	121.5(5)
C(4A)-C(5A)-C(6A)	120.5(6)	C(4B)-C(5B)-C(6B)	119.3(5)
C(1A)-C(6A)-C(5A)	119.4(4)	C(1B)-C(6B)-C(5B)	119.0(4)
C(1A)-C(6A)-C(7A)	118.7(5)	C(1B)-C(6B)-C(7B)	119.3(4)
C(5A)-C(6A)-C(7A)	121.9(5)	C(5B)-C(6B)-C(7B)	121.7(4)
N(1A)-C(7A)-C(6A)	115.9(5)	N(1B)-C(7B)-C(6B)	115.9(4)
N(1A)-C(7A)-C(8A)	119.7(4)	N(1B)-C(7B)-C(8B)	119.8(4)
C(6A)-C(7A)-C(8A)	124.4(5)	C(6B)-C(7B)-C(8B)	124.5(4)
C(7A)-C(8A)-C(9A)	120.2(6)	C(7B)-C(8B)-C(9B)	119.6(5)
C(8A)-C(9A)-C(10A)	121.3(6)	C(8B)-C(9B)-C(10B)	122.0(6)
C(9A)-C(10A)-C(11A)	116.3(4)	C(9B)-C(10B)-C(11B)	115.8(4)
C(9A)-C(10A)-C(15A)	125.1(5)	C(9B)-C(10B)-C(15B)	125.1(6)
C(11A)-C(10A)-C(15A)	118.5(5)	C(11B)-C(10B)-C(15B)	119.1(5)

(continued)

Table 2 (continued)

N(1A)-C(11A)-C(10A)	121.0(5)	N(1B)-C(11B)-C(10B)	120.7(4)
N(1A)-C(11A)-C(12A)	120.4(4)	N(1B)-C(11B)-C(12B)	120.8(4)
C(10A)-C(11A)-C(12A)	118.6(4)	C(10B)-C(11B)-C(12B)	118.5(4)
C(11A)-C(12A)-C(13A)	120.6(5)	C(11B)-C(12B)-C(13B)	121.6(5)
C(12A)-C(13A)-C(14A)	120.6(6)	C(12B)-C(13B)-C(14B)	118.7(6)
C(13A)-C(14A)-C(15A)	120.4(4)	C(13B)-C(14B)-C(15B)	121.2(5)
C(10A)-C(15A)-C(14A)	121.3(5)	C(10B)-C(15B)-C(14B)	120.8(6)
S(1A)-C(16A)-S(2A)	121.8(3)	S(1B)-C(16B)-S(2B)	121.9(3)
S(1A)-C(16A)-N(2A)	115.6(3)	S(1B)-C(16B)-N(2B)	115.2(3)
S(2A)-C(16A)-N(2A)	122.6(4)	S(2B)-C(16B)-N(2B)	122.9(3)

Honeywell computer and at the University of Manchester Regional Computer Centre with SHELX76 [4] and SHELX86 [3]; Stereoscopic views were drawn using PLUTO [5].

Discussion

The molecular structure is shown in Fig. 1. The structure contains two crystallographically independent molecules within the asymmetric unit. The coordination about tellurium can be considered as essentially ψ -trigonal bipyramidal, with C(1) and the two lone pairs of Te making up the equatorial coordination, and with S(1) and N(1) axial. The distortion of coordination geometry from ideal ψ -trigonal bipyramidal, particularly N(1)-Te-C(1) ($74.5(1)^\circ$ molecule A, $74.0(1)^\circ$ molecule B) is due to the constraint imposed by the five-membered chelate ring. S(2) makes a weak secondary interaction in the C(1),N(1),S(1) plane, which bisects the angle between the lone pairs. Thus the position *trans* to the bonded phenyl carbon is unoccupied, and the compound can be regarded as almost "T-shaped" [6].

The 2-(2-quinoliny)phenyl ligand is planar to within $\pm 0.15 \text{ \AA}$ in molecule A and $\pm 0.10 \text{ \AA}$ in molecule B, with a twist of $8.3(3)^\circ$, $5.3(2)^\circ$ between the mean planes of

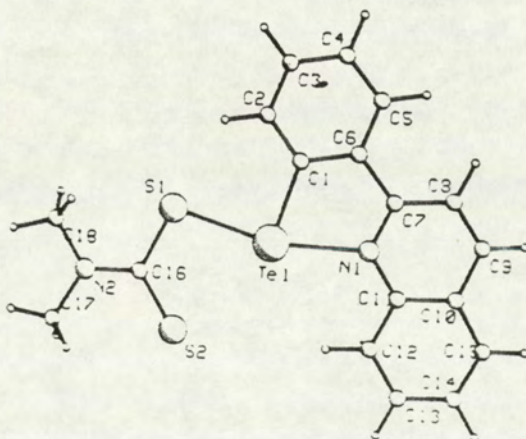


Fig. 1. View of complex A showing the atom numbering. The other molecule in the asymmetric unit (complex B) has virtually identical conformation.

the quinoliny and phenyl rings. The tellurium atom is displaced 0.33 Å (for A) and 0.38 Å (for B) from this plane; S(1) is displaced by 0.94 Å and 0.78 Å and S(2) by 0.80 Å and 1.07 Å for molecules A and B, respectively. The dimethyldithiocarbamate group is planar and is oriented at angles of 12.0(4)°, 3.9(2)° to the chelate ring plane in the two molecules.

The distance Te-C(1) (2.124(5), 2.135(4) Å) is in good agreement with the sum of the Pauling single bond covalent radii (2.11 Å) [7] and with values reported for analogous Te^{II} complexes, Te(C₅H₄NPh)(dmdtc) [1], TePh(tu)₂Cl [8] and Te(C₆H₄N₂Ph)(dmdtc) [9] (where dmdtc = dimethyldithiocarbamate and tu = thiourea), which lie in the range 2.101–2.111 Å. The Te-N distance (2.365(4), 2.385(4) Å) is larger than the sum of the covalent radii (2.24 Å for axial Te-N) [6,7] and longer than that reported for the same interaction in Te(C₆H₄N₂Ph)(SCN) [2.243 Å] [10] and Te(C₆H₄N₂Ph)Cl (2.230 Å) [11], but compares well with the values reported for Te(C₆H₄N₂Ph)(dmdtc) (2.340 Å) [9] and Te(C₅H₄NPh)(dmdtc) (2.354 Å) [1]. The Te-N interaction holds the organic ligand in the almost planar geometry, noted above.

The Te-S(1) bond length (2.569(1) Å, 2.543(1) Å) is in good agreement with the sum of the S and Te axial covalent radii (2.58 Å) [6,7] and with values found in other tellurium(II) complexes containing sulphur ligands, e.g. Te(C₆H₄N₂Ph)(dmdtc) [9], Te(C₅H₄NPh)(dmdtc) [1] and Te(Et₂NCS₂)₂ [12], which fall in the range 2.52–2.57 Å. Compared with (2-phenylazophenyl-C,N')thiocyanatotellurium(II) (Te-C 2.073 Å, Te-N 2.243 Å and Te-S 2.672 Å) [10], the bonding to the ligand is somewhat weaker and that to the sulphur somewhat stronger.

The Te-S(2) distance (3.222(1) Å, 3.230(1) Å), although within the sum of the Van der Waals radii (4.05 Å) [7] or (3.86 Å) [13], seems to indicate only a weak secondary interaction between these atoms, which is a feature noted in Te(C₆H₄N₂Ph)(dmdtc) (Te...S(2) 3.225 Å) [9].

The approach to the tellurium by a fourth atom, S(2) of the dimethyldithiocarbamate group, could be considered to be a manifestation of the tendency of Te^{II} to achieve a square planar geometry, as has been reported for many Te^{II} complexes. In this compound both the sulphur atoms are essentially coplanar with the tellurium atom and the coordinating C and N atoms of the organic ligand. This situation is akin to that found in dimethyldithiocarbamato(2-phenylazophenyl-C,N')tellurium(II) [9], but in contrast to that in dimethyldithiocarbamato(2-[2-pyridyl]phenyl)tellurium(II) [1], where the dimethyldithiocarbamate group is oriented at an angle of 72.7(3)° to the tellurium-organic ligand plane and there is considered to be no significant interaction between Te and S(2) (Te...S(2) 3.667(1) Å) [1].

As pointed out earlier by Foss et al. [14,15], the *trans* effect of the phenyl group in three coordinate tellurium(II) complexes is pronounced. In our compound we have the typical "T-shape" found for three coordinate tellurium(II) complexes, with the phenyl group at the stem of the "T", and no strong interactions *trans* to the phenyl group. This is consistent with results we described previously [1,2] and with the work of Vikane [16].

References

1. N. Al-Salim, A.A. West, W.R. McWhinnie and T.A. Hamor, *J. Chem. Soc. Dalton Trans.*, accepted for publication.

- 2 T.A. Hamor, N. Al-Salim, A.A. West and W.R. McWhinnie, *J. Organomet. Chem.*, 310 (1986) C5.
- 3 G.M. Sheldrick, in *Crystallographic Computing 3*, Eds. G.M. Sheldrick, C. Kruger and R. Goddard, Oxford University Press, 1985, p. 175.
- 4 G.M. Sheldrick, SHELX76, Program for crystal structure determination, University of Cambridge, 1978.
- 5 W.D.S. Motherwell and W. Clegg, PLUTO, Program for drawing crystal and molecular structures, University of Cambridge, 1978.
- 6 W.R. McWhinnie and Z. Monsef-Mirzai, in F.J. Berry and W.R. McWhinnie (Eds.), *Proceedings of the Fourth International Conference on the organic chemistry of Selenium and Tellurium*, The University of Aston in Birmingham, 1983, p. 3.
- 7 L. Pauling, *The Nature of the Chemical Bond*, 3rd edit., Cornell University Press, Ithaca, New York, 1960.
- 8 O. Foss and K. Marøy, *Acta Chem. Scand.*, 20 (1966) 123.
- 9 M.A.K. Ahmed, A.E. McCarthy, W.R. McWhinnie and F.J. Berry, *J. Chem. Soc. Dalton Trans.*, (1986) 771.
- 10 M.A.K. Ahmed, W.R. McWhinnie and T.A. Hamor, *J. Organomet. Chem.*, 293 (1985) 219.
- 11 R.E. Cobbley, F.W.B. Einstein, W.R. McWhinnie and F.H. Musa, *J. Chem. Res.*, (S)(1979) 145; *J. Chem. Res.*, (M)(1979) 1901.
- 12 C. Fabiani, R. Spagna, A. Vaciago and L. Zambonelli, *Acta Cryst. B*, 27 (1971) 1499.
- 13 A. Bondi, *J. Phys. Chem.*, 68 (1964) 441.
- 14 O. Foss, S. Husebye and K. Marøy, *Acta Chem. Scand.*, 17 (1963) 1806.
- 15 O. Foss and S. Husebye, *Acta Chem. Scand.*, 20 (1966) 132.
- 16 O. Vikane, PhD Dissertation, University of Bergen, Norway, 1975.

References

- 1) W. L. Bragg, "The Diffraction of Short Electromagnetic Waves by a Crystal", Proceedings of the Cambridge Philosophical Society, 17, 43-57, 1913.
- 2) A. J. C. Wilson, "Determination of Absolute from Relative X-Ray Intensity Data", Nature, 150, 151-152, 1942.
- 3) A. L. Patterson, "A Fourier Series Method for the Determination of the Components of Interatomic Distances in Crystals", Physical Review, 46, 372-376, 1934.
- 4) D. Harker, "The Application of the Three-Dimensional Patterson Method and the Crystal Structures of Proustite Ag_3AsS_3 and Pyrargyrite Ag_3SbS_3 ", The Journal of Chemical Physics, 4, 381-390, 1936.
- 5) D. Sayre, "The Squaring Method: a New Method for Phase Determination", Acta Crystallographica, 5, 60-65, 1952.
- 6) W. Cochran, "A Relation between the Signs of Structure Factors", Acta Crystallographica, 5, 65-67, 1952.
- 7) W. H. Zachariasen, "A New Analytical Method for Solving Complex Crystal Structures", Acta Crystallographica, 5, 68-73, 1952.
- 8) H. Hauptman and J. Karle, "Structure Invariants and Semi-invariants for Non-Centrosymmetric Space Groups", Acta Crystallographica, 9, 45-55, 1956.
- 9) I. L. Karle, K. Britts and P. Gum, "Crystal and Molecular Structure of 3-Indolylacetic Acid", Acta Crystallographica, 17, 496-500, 1964.
- 10) H. Hauptman and J. Karle, "Semi-invariants for Centrosymmetric Space Groups with Conventional Centered Cells", Acta Crystallographica, 12, 93-97, 1959.

- 11) G. M. Sheldrick in Crystallographic Computing 3, Eds. G. M. Sheldrick, C. Kniger, and R. Goddard, Oxford University Press, p.175, 1985.
- 12) G. M. Sheldrick, "SHELX 76", Program for Crystal Determination, University of Cambridge, 1978.
- 13) C. Giacovazzo, "The Joint Probability Distribution Applied to a Weak Sign Relationship", Acta Crystallographica, A30, 481-489, 1974.
- 14) W. Cochran, "Some Properties of the ($F_O - F_C$)-Synthesis", Acta Crystallographica, 4, 408-411, 1951.
- 15) D. M. Considine and G. D. Considine (Eds.) Van Nostrand's Scientific Encyclopedia, Volume II, Seventh Edition, Van Nostrands Reinhold, New York, 1989.
- 16) Anon., McGraw-Hill Encyclopedia of Science and Technology, SUR-TYR, Volume 18, Sixth Edition, McGraw-Hill Book Company, New York, 1987.
- 17) J. N. E. Day, "Organic Chemistry", Science Progress, 23(90), 211-216, 1928.
- 18) G. T. Morgan, "Presidential Address", Journal of the Chemical Society, 554-575, 1935.
- 19) S. C. Abrahams, "The Stereochemistry of Sub-Group VIB of the Periodic Table", Chemical Society Quarterly Reviews, 10, 407-436, 1956.
- 20) H. Schuman and M. Schmidt, "New Products of Reaction of Organometallic Compounds with Sulphur, Selenium, Tellurium and Phosphorus", Angewandte Chemie (International English Edition), 4, 1007-1013, 1965.
- 21) K. J. Irgolic, Organic Chemistry of Tellurium, Gordon and Breach Science Publishers, New York, 1974.

- 22) H. J. Gysling, "The Ligand Chemistry of Tellurium", Coordination Chemistry Reviews, 42, 133-244, 1982.
- 23) H. J. Gysling, "Recent Advances in the Ligand Chemistry of Selenium and Tellurium", pages 32-82, in Proceedings of the Fourth Interantional Conference on the Organic Chemistry of Selenium and Tellurium, F. J. Berry and W. R. McWhinnie (Eds.), The University of Aston in Birmingham, 1983.
- 24) H. J. Gysling, "Organotellurium Imaging Systems", pages 375-381, in The Proceedings of the Third International Symposium on Organic Selenium and Tellurium Compounds, D. Carganiant and G. Kirsch (Eds.), France, 1979.
- 25) S. Uemura, M. Wakasugi and M. OKano, "Carbodeturation of Aryltellurium(IV) Compounds: Olefin Arylation and Aromatic Coupling", Journal of Organometallic Chemistry, 194, 277-283, 1980.
- 26) B. K. Teo, U. S. Patent 418779, 1980.
- 27) B. K. Teo, "Inorganic Compounds with Unusual Properties II", Advances in Chemistry, (Series No. 173), Page 364, R. Bruce King (Ed.), Washington D.C., 1979.
- 28) F. H. Musa, Synthesis and Studies of New Organotellurium Compounds (PhD. Thesis), The University of Aston in Birmingham, 1978.
- 29) M. A. K. Ahmed, Synthesis and Physical Investigation of Tellurium Dithiocabamates (PhD. Thesis), The University of Aston in Birmingham, 1985.
- 30) N. Al-Salim, Synthesis and Properties of Some Novel Tellurium Containing Ligands, (PhD Thesis), The University of Aston in Birmingham, 1987.

- 31) A. Z. Al-Rubaie, Synthesis and Physical Investigation of Some Organotellurium Compounds, (PhD. Thesis), The University of Aston in Birmingham, 1981.
- 32) H. B. Singh, Charge Transfer in Organotellurium Chemistry, (PhD. Thesis), The University of Aston in Birmingham, 1983.
- 33) K. Y. Abid, Synthetic Approaches to Organoselenium and Tellurium Semi-Conductors, (PhD. Thesis), The University of Aston in Birmingham, 1987.
- 34) M. Bonamico and G Dessy, "Structural Studies of Metal Diselenocarbamates, Crystal and Molecular Structure of Nickel(II), Copper(II), And Zinc(II) Diethyldiselenocarbamates", Journal of the Chemical Society, Section A, 264-269, 1971.
- 35) G. N. Lewis, "Valence and the Structure of Molecules", The Chemical Catalogue Company, New York, 1923.
- 36) R. G. Pearson, "Hard and Soft Acids and Bases", Journal of the American Chemical Society, 85, 3533-3539, 1963.
- 37) R. G. Pearson, "Hard and Soft Acids and Bases HSHB. Part II, Underlying Themes", Journal of Chemical Education, 45, (10) 643-648, 1968.
- 38) R. C. Poller, "Coordination in Organotin Chemistry", Journal of Organometallic Chemistry, 3, 321-329, 1965.
- 39) N. W. Alcock, "Secondary Bonding to Nonmetallic Elements", Advances in Inorganic Chemistry and Radiochemistry, 15, 2-58, 1972.
- 40) W. R. McWhinnie and Z. Monsef-Mirzai, "Coordination in Organoselenium and Organotellurium Chemistry", Pages 3-31, in Proceedings of the Fourth International Conference on the Organic Chemistry of Selenium and Tellurium, F. J. Berry and W. R. McWhinnie (Eds.), The University of Aston in Birmingham, 1983.

- 41) O. Foss, "Stereochemistry of Tellurium (II) Complexes and Related Compounds", Pure and Applied Chemistry, 24, 31-48, 1970.
- 42) O. Foss, "Bond Lengths in Square Planar Tellurium(II) Complexes", Acta Chemica Scandinavica 16(3), 779-780, 1962.
- 43) K. Fosheim, O. Foss, A. Scheie and S. Solheimsnes, "The Crystal Structures of Tetrathioureatellurium(II) Dichloride and its Dihydrate", Acta Chemica Scandinavica, 19, 2336-2348, 1965.
- 44) H. K Ault and S. Husebye, "The Crystal Structure of Tetra kis(ethylenethiourea)tellurium(II)Hexachlorotellurate(IV)", Acta Chemie Scandinavica, A32, 157-162, 1978.
- 45) O. P. Anderson, "The Crystal and Molecular Structures of *trans*-Dithioureabis(tetramethylthiourea)tellurium(II) Chloride and Bromide". Acta Chemica Scandinavica, 25, 3593-3608, 1971.
- 46) K. Åse, K. Bøyum, O. Foss and K Marøy, "The Crystal and Molecular Structures of *trans* Square-planar Complexes of Tellurium Dithiocyanate and Diselenocyanate with Ethylenethiourea", Acta Chemica Scandinavica, 25, 2457-2466, 1971.
- 47) K. Åse and I. Roti, "The Crystal and Molecular Structure of a *trans* Square-planar Complex of Tellurium Dibenzenethiosulphonate with Tetramethylthiourea", Acta Chemica Scandinavica, A28, 104-112, 1974.
- 48) O. Foss, N. Lyssandtræ, K. Maartmann-Moe and M. Tysseland, "The Crystal and Molecular Structures of Two Forms of a *trans* Square-planar Complex of Tellurium Dimethanethiosulphonate with Ethylenethiourea", Acta Chemica Scandinavica, 27,218-228, 1973.

- 49) O. Foss, K. Marøy, and S. Husebye, "The Crystal and Molecular Structure of a *trans* Square-planar Complex of Tellurium Dimethanethiosulphonate with Thiourea", Acta Chemica Scandinavica, 19, 2361-2368, 1965.
- 50) K. Åse, "The Crystal and Molecular Structure of a *trans* Square-planar Complexes of Tellurium Dibenzenethiosulphonate with Trimethylenethiourea" Acta Chemica Scandinavica, 23, 3206-3216, 1969.
- 51) K. Åse, K. Maartmann-Moe and J.O. Solheim, "The Crystal and Molecular Structure of a *trans* Square-planar Complex of Tellurium Dibenzenethiosulphonate with Ethylenethiourea", Acta Chemica Scandinavica 25, 2467-2475, 1971.
- 52) K. Åse, O. Foss and I. Roti, "The Crystal and Molecular Structures of *trans* Square-planar Complexes of Tellurium Diselenocyanate with Trimethylenethiourea and Tetramethylthiourea", Acta Chemica Scandinavica, 25, 3808-3820, 1971.
- 53) S. Hauge and M. Tysseland, "The Crystal Structure of Tetrakis(selenourea)tellurium(II) Dichloride", Acta Chemica Scandinavica, 25, 3072-3080, 1971.
- 54) R. C. Elder, T. Marcuso and P. Boolchand, "The Crystal Structure of Tetrakis(ethylenethiourea)tellurium(II) Chloride Dihydrate: A Novel (+-+) Square-Planar Conformer", Inorganic Chemistry, 16(11), 2700-2704, 1977.
- 55) P. W. C. Barnard, J. D. Donaldson, R. M. A. Grimsey, G. Dennes, U. Russo, and S. Calogero, "A Study of Square-planar Tellurium(II) Complexes with Thiourea Type Ligands", Inorganica Chimica Acta, 51, 217-223, 1981.
- 56) O. Foss and S. Hauge, "The Crystal Structure of Trithioureatellurium(II) Hydrogendifluoride", Acta Chemica Scandinavica, 19, 2395-2403, 1965.

- 57) A. Foust, "Structures of Bis(μ -thiourea-S-)bis[bis-(thiourea-S) tellurium(II)] Cations", Inorganic Chemistry, 19(4), 1050-1055, 1980.
- 58) K. S. Fredin, K. Marøy and S Slogvik, "The Crystal and Molecular Structures of *cis* Square-Planar Complexes of Tellurium Dichloride and Dibromide with Trimethylenethiourea", Acta Chemica Scandinavica, A29, 212-216, 1975.
- 59) O. Foss, H. M. Kjøge and K. Marøy, "The Crystal and Molecular Structures of *trans* Square-Planar Complexes of Tellurium Dibromide and Diiodide with Ethylenethiourea", Acta Chemica Scandinavica, 19, 2349-2360, 1965.
- 60) K. J. Wynne, P. S. Pearson, M. G. Newton and J. Golen, "Chalogen Chemistry VI. Preparation and Properties of Dichloro- and Dibromo(tetramethylthiourea)selenium(II). Preliminary Results on the Crystal and Molecular Structure of SeBr_2tmtu ", Inorganic Chemistry, 11(6), 1192-1196, 1972.
- 61) O. Foss and K. Marøy, "The Crystal Structure of Phenyl bis(thiourea)tellurium(II) Chloride", Acta Chemica Scandinavica, 20, 123-131, 1966.
- 62) S. Hauge, Ø. Johannessen and O. Vikane, "The Crystal Structure of Phenylbis(selenourea)tellurium(II) Chloride and refinement of the Crystal Structure of Phenyl bis(thiourea)tellurium(II) Chloride". Acta Chemica Scandinavica, A32, 901-907, 1978.
- 63) O. Foss and S. Husebye, "The Crystal and Molecular Structure of Complexes of Benzenetellurenyl Chloride and Bromide with Thiourea", Acta Chemica Scandinavica, 20, 132-142, 1966.
- 64) O. Vikane, "The Structure of Two Crystalline Forms of Bromo(ethylenethiourea)phenyltellurium(II)", Acta Chemica Scandinavica, A29, 738-744, 1975.

- 65) S. Hauge and O. Vikane, "The Crystal Structures of Tetramethylammonium Phenylthiocyanatotellurate(II) and Tetramethylammonium Phenyldiselenocyanatotellurate-(II)", Acta Chemica Scandinavica, A29, 755-762, 1975.
- 66) O. Vikane, "The Crystal Structures of Chloro(ethylenethiourea)phenyltellurium(II) and Bromo(ethyleneselenourea)phenyltellurium(II)", Acta Chemica Scandinavica, A29, 763-770, 1975.
- 67) O. Vikane, "Syntheses and Crystal Structures of Ethylenethiourea(iodo)phenyltellurium(II) and Ethyleneselenourea(iodo)phenyltellurium(II)", Acta Chemica Scandinavica, A29, 787-793, 1975.
- 68) S. Husebye, "The Crystal Structure of Tellurium Bis(diethylthioselenophosphate)", Acta Chemica Scandinavica, 23, 1389-1397, 1969.
- 69) S. Husebye, "The Crystal Structure of Tellurium Bis(dimethyldithiophosphate)", Acta Chemica Scandinavica, 20, 24-32, 1966.
- 70) H. Graver and S. Husebye, "The Crystal and Molecular Structure of Tellurium Di(methylxanthate)", Acta Chemica Scandinavica, A29, 14-20, 1975.
- 71) S. Husebye, "The Crystal Structure of Tellurium Di(morpholydithiocarbamate). Acta Chemica Scandinavica, 24, 2198-2210, 1970.
- 72) C. Fabiani, R. Spagna, A. Vaciago and L. Zambonelli, "Structural Studies of Metal Dithiocarbamates v. The Crystal and Molecular Structure of Bis-(N,N-Diethyldithiocarbamate)tellurium. Acta Crystallographica, B27, 1499-1504, 1971.
- 73) R. W. Gable, B. F. Hoskins, R. J. Steen, and G. Winter, "O-Ethyl-xanthato Halides of Tellurium(II)", Inorganica Chimica Acta, 72, 173-180, 1983.

- 74) S. Bjørnevåg, S. Husebye and K. Maartmann-Moe. "A True Square-planar Te(II) Complex with Bidentate Ligands. The Preparation and Crystal Structure of Bis(imidotetraphenyl dithiodiphosphino-S,S')tellurium(II)", Acta Chemica Scandinavica, A36, 195-202, 1982.
- 75) R. W. Gable, B. F. Hoskins, R. J. Steen and G. Winter, "The Crystal Structure of Bromo(O-ethylxanthato)tellurium(II)". Inorganica Chimica Acta, 65, L127-L128, 1982.
- 76) B. F. Hoskins, and C. D. Pannan, "The Crystal Structure of Tetraethylammonium Tris(O-ethylxanthato)tellurate(II): An Example of Five-Coordinate Pentagonal-Planar Geometry", Australian Journal of Chemistry, 29, 2337-2348, 1976.
- 77) R. J. Gillespie, and R. S. Nyholm, Inorganic Stereochemistry, Quarterly Reviews, 11, 339-380, 1957.
- 78) R. J. Gillespie, "The Electron Pair Repulsion Model for Molecular Geometry, Journal of Chemical Education, 47(1), 18-23, 1970.
- 79) M. M. Mangion, R. A. Zingaro and E. A. Meyers, "Stereochemistry of Tellurium" Chemica Scripta, 8A, 45-50, 1975.
- 80) G. D. Christofferson and J. D. McCullough, "The Crystal Structure of Diphenyltellurium Dibromide, Acta Crystallographica, 11, 249-256, 1958.
- 81) G. D. Christofferson, R. A. Sparks, and J. D. McCullough, "The Crystal Structure of α -Dimethyltellurium Dibromide", Acta Crystallographica, 11, 782-788, 1958.
- 82) G. Y. Chao and J. D. McCullough, "The Crystal Structure of Di-*p*-Chlorodiphenyltellurium Diiodide, Acta Crystallographica, 15, 887-893, 1962.

- 83) L. Y. Y. Chan and F. W. Einstein, "Crystal and Molecular Structure of α -Di-iodo(dimethyl)tellurium(IV). Journal of the Chemical Society Dalton Transactions, 316-319, 1972.
- 84) F. J. Berry and A. J. Edwards, "Bonding and Structure of Diphenyl-tellurium(IV) Difluoride", Journal of the Chemical Society Dalton Transactions, 2306-2308, 1980.
- 85) R. K. Chadha, J. E. Drake and J. L. Hencher, "Structure of bis(*p*-bromophenyl)tellurium(IV) dichloride", Canadian Journal of Chemistry, 61, 1222-1224, 1983.
- 86) J. D. Korp, I. Bernal, J. C. Turley, and G. E. Martin, "Crystal and Molecular Structure of Phenoxatellurium 10,10-Dichloride", Inorganic Chemistry, 19(9), 2556-2560, 1980.
- 87) N. W. Alcock and W. D. Harrison, "Secondary Bonding Part 7. Crystal and Molecular Structures of Diphenyl Dichloride and Phenyltellurium Trichloride", Journal of the Chemical Society. Dalton Transactions, 251-255, 1982.
- 88) S. Husebye and J. W. George, "The Crystal and Molecular Structure of *trans*-Tetrabromo- and Tetrachlorobis(tetramethylthiourea) tellurium(IV)", Inorganic Chemistry, 8(2), 313-319, 1969.
- 89) S. Esperas, J. W. George, S. Husebye and Ø Mikalsen, "The Crystal Structure of Monoclinic *trans*-Tetrachlorobis(tetramethylthiourea)tellurium(IV)", Acta Chemica Scandinavica, 27, 1089-1090, 1973.
- 90) S. Esperas, J. George, S. Husebye, and Ø. Mikalsen, "The Crystal Structure of the Monoclinic Form of *trans*-Tetrachlorobis(tetramethylthiourea)-tellurium(IV). An Example of Structural Change in the Solid State", Acta Chemica Scandinavica, A29, 141-148, 1975.

- 91) W. Schnabel, K. von Deuten and B. Klar, "Chalcogenolates and their Derivatives, XIII Complexes of Tellurium with Halide and Dithio Ligands, Crystal and Molecular Structure of Bromo-Bis(dimethyldithiocarbamato-S,S')Tellurium(IV) Tetrabromo-(Dimethyldithiocarbamato-S,S')Tellurate(IV) Dioxane Solvate", Phosphorus and Sulphur and Related Elements, 13, 345-355, 1982.
- 92) S. Esperas, S. Husebye and S. Sværen, "The Crystal Structures of Two Highly Coordinated Tellurium(IV) Complexes," Acta Chemica Scandinavica, 25, 3539-3540, 1971.
- 93) S. Esperas and S. Husebye, "The Crystal and Molecular Structure of Tris(diethyldithiocarbamato)phenyl tellurium(IV)", Acta Chemica Scandinavica, 26, 3293-3304, 1972.
- 94) S. Husebye and A. Thowsen, "The Molecular Structure of Chlorotris[N-(2-hydroxyethyl)-N-methyldithiocarbamato] tellurium(IV) Dihydrate", Acta Chemica Scandinavica, A35, 443-449, 1981.
- 95) S. Husebye, "Crystallographic and Structural Data on Two Highly Coordinated Te(IV) Compounds, Acta Chemica Scandinavica, A33, 485-490, 1979.
- 96) S. Husebye, and A. Thowsen, "A Tellurium(IV) Complex with a TeS₇ Coordination Sphere", Acta Chemica Scandinavica, A35, 386-388, 1981.
- 97) K. von Deuten, W. Schnabel and G. Klar, "Chalcogenates and their Derivatives, IX: Crystal and Molecular Structure of Chloro-Tris(diethyldithiocarbamato-S,S')tellurium(IV)-Dioxane (1/1)", Phosphorus and Sulfur and Related Elements, 9, 93-98, 1980.
- 98) S. Husebye and S. Sværen, "The Crystal and Molecular Structure of Tetrakis-(diethyldithiocarbamato) tellurium(IV)", Acta Chemica Scandinavica, 27, 763-778, 1973.

- 99) S. Esperas and S. Husebye, "The Crystal Structure of an Eight Coordinated Tellurium(IV) Complex", Acta Chemica Scandinavica, 27, 706-707, 1973.
- 100) S. Esperas and S. Husebye, "The Crystal and Molecular Structure of an Eight-coordinated Tellurium(IV) Complex", Acta Chemica Scandinavica, A29, 185-194, 1975.
- 101) H. B. Singh, W. R. McWhinnie, R. F. Ziolo and C. H. W. Jones, "Donor-Acceptor Complexes of Organotellurium Compounds. Physical Studies: Tellurium-125 Mossbauer Spectroscopy for the Measurement of Charge Transfer. Crystal and Molecular Structure of the Complex Dibenzotellurophene-7,7,8,8-Tetracyano-*p*-quinodimethane", Journal of the Chemical Society. Dalton Transactions, 1267-1273, 1984.
- 102) R. E. Cobbleddick, F. W. B. Einstein, W. R. McWhinnie and F. H. Musa, "Some New Organotellurium Compounds Derived from Azobenzene: The Crystal and Molecular Structure of (2-phenylazophenyl-C,N')tellurium(II) Chloride", Journal of Chemical Research (S), 145-147, 1979 and Journal of Chemical Research (M), 1901-1909, 1979.
- 103) M. A. K. Ahmed, W. R. McWhinnie and T. A. Hamor, "Tellurated Azobenzenes: The Crystal and Molecular Structure of (2-Phenylazophenyl-C,N')tellurium(IV) Trichloride", Journal of Organometallic Chemistry, 281, 205-211, 1985.
- 104) M. A. K. Ahmed, A. E. McCarthy, W. R. McWhinnie and F. J. Berry, "Organytellurium (IV) and (II) Dithiocarbamates: Crystal and Molecular Structure of Dimethyldithiocarbamate-(2-phenylazophenyl-C,N') tellurium(II)", Journal of the Chemical Society. Dalton Transactions, 771-775, 1986.
- 105) M. A. K. Ahmed, W. R. McWhinnie and T. A. Hamor, "The Crystal and Molecular Structure of Acetato(2-phenylazophenyl-C,N') Tellurium(II) and (2-phenylazophenyl-C,N')thiocyanatotellurium(II)", Journal of Organometallic Chemistry, 293, 219-228, 1985.

- 106) N. Al-Salim, T. A. Hamor and W. R. McWhinnie, "Lewis Acid and Lewis Base Behaviour of a Tellurium(II) Compound: A Mercury(II) Complex of a Bis-telluride Ligand with a 13-member Macrocyclic Chelate Ring", Journal of the Chemical Society. Chemical Communications, 6, 453-455, 1986.
- 107) A. Bondi, "van der Waals Volumes and Radii", The Journal of Physical Chemistry, 68(3), 441-451, 1964.
- 108) L. Pauling, "The Nature of the Chemical Bond", Chapter 7, Interatomic Distances and their Relation to the Structure of Molecules and Crystals", Third Edition, Cornell University Press, Ithaca, New York, 1960.
- 109) J. P. Glusker and K. N. Trueblood, Crystal Structure Analysis: A Primer, p.36, Oxford University Press, London, 1972.
- 110) G. H. Stout and L. H. Jensen, X-Ray Structure Determination: A Practical Guide, pp 89-122, 456, Collier-Macmillan, London 1968.
- 111) M. L. C. Ladd and R. A. Palmer, Structure Determination by X-Ray Crystallography, pp125, 135, Plenum Press, New York, 1978.
- 112) D. T. Cromer and J. B. Mann, "X-Ray Scattering Factors, Computed from Numerical Hartree-Fock Wave Functions", Acta Crystallographica, A24, 321-324, 1968.
- 113) N. Walker and D. Stuart, "An Empirical Method for Correcting Diffractometer Data for Absorption Effects", Acta Crystallographica, A39, 158-166, 1983.
- 114) T. A. Hamor, "MPLANE 86", Fortran Computer Program, University of Birmingham, 1986.
- 115) W. D. S. Motherwell and W. Clegg, "PLUTO", Program for Drawing Crystal and Molecular Structures, University of Cambridge 1978.

- 116) A. Cisar and J. D. Corbett, "Synthesis and Crystal Structure of a Salt Containing the Tritelluride (2-) Anion", Inorganic Chemistry, 16, 632-635, 1977.
- 117) B. Eiseman and H. Schaefer, "Dipotassium tritelluride, the first alkali metal polytelluride with tritelluride (2-) ions", Angewandte Chemie, 90(9), 731, 1978.
- 118) G. Cordier, C Schwidetzky and H Schafer, "BaTe₃, the first Binary Alkaline Earth Polytelluride, Zeitschrift fur Naturforschung". B. Anorg. Chem. Org. Chem., 39b(6), 833-834, 1984.
- 119) F. Sladky, B. Bildstein, C. Rieker, A. Gieren, H. Betz and T. Hubner, "Tris(trimethylsilyl)methyl-polyselenides and -polytellurides. X-Ray Structure of (Me₃Si)₃CTeTeTeC(SiMe₃)₃", Journal of the Chemical Society. Chemical Communications, 1800-1801, 1985.
- 120) P. M. Baiwir, G. Llabres, O. Dideberg, L. Dupont and J. L. Piette, "Structure Cristalline et Moleculaire du Bromure d' α -FormylPhenyltellurenyl - (C₇H₅OTeBr)", Acta Crystallographica, B30, 139-143, 1974.
- 121) H. Campsteyn, L. Dupont, J. Lamotte-Brasseur and M. Vermeire, "Un nouvel heterocycle tellure: le benzisotellurazole-1,2,2. Structure cristalline et moleculaire du benzisoselenazole-1,2 et benzisotellurazole-1,2", Journal of Heterocyclic Chemistry, 15, 745-748, 1978.
- 122) N. L. M. Dereu, R. A. Zingaro and E. A. Meyers, "Bis-(2-Ethylcarboxy-benzenetellurenyl)Selenide, C₁₈H₁₈O₄SeTe₂" Crystal Structure Communications, 10, 1353-1358, 1981.
- 123) N. L. M. Dereu, R. A. Zingaro and E. A. Meyers, "Bis(4-Methoxybenzene -tellurenyl)selenide, C₁₄H₁₄O₂SeTe₂" Crystal Structure Communications, 10, 1345-1352, 1981.

- 124) T. Subrahmanyam, G. Aravamudan, G. C. Rout and M. Seshasayee, "Synthesis, properties and molecular structure of bis(thiobenzoato-S)tellurium(II), $C_{14}H_{10}O_2S_2Te(II)$ ", Journal of Crystallographic and Spectroscopic Research, 14(3), 239-248, 1984.
- 125) P. G. Llabres, O. Dideberg and L. Dupont, "Structure Cristalline du Ditellurine de Diphenyle, $(C_{12}H_{10}Te_2)$ ", Acta Crystallographica, B28, 2438-2444, 1972.
- 126) S. Ludlow and A. E. McCarthy, "The Crystal Structure of p,p' -Dimethoxydiphenyl Ditelluride $(p-MeOC_6H_4)_2Te_2$ ", Journal of Organometallic Chemistry, 219, 169-176, 1981.
- 127) F. H. Kruse, R. E. Marsh and J. D. McCullough, "The Crystal Structure of p,p' -Dichlorodiphenyl Diselenide and p,p' -Dichlorodiphenyl Ditelluride, Acta Crystallographica, 10, 201-209, 1957.
- 128) M. R. Spirlet, G. van den Bossche, O. Dideberg and L. Dupont, "Structure of p,p' -Ditolyl Ditelluride", Acta Crystallographica, B35, 1727-1729, 1979.
- 129) V. I. Minkin, A. A. Maksimenko, G. K. Mehrotra, A. G. Maslakov, O.E.Kompan, I.D.Sadekov, Yu.T.Struchkov, and D.S.Yufit, "Synthesis and Structure of diorganyldiaryloxytelluranes with intramolecular Te...N Coordination bonds", Journal of Organometallic Chemistry, 348, 63-77, 1988.
- 130) B. Jerslev, "Structure of (E)-Benzaldehyde Oxime, C_7H_7NO , at 100K and Systematic's of Molecular Structure of Aromatic Aldoximes, Acta Crystallographica, C39, 1447-1454, 1983.
- 131) F. W. B. Einstein and T. Jones, "Structure of Phenyltellurium Trichloride", Acta Crystallographica, B38, 617-619, 1982.
- 132) D. Kobelt and E. F. Paulus, "X-Ray Crystallographic investigation of Tellurium tetrachloride - Olefin adducts", Angewante Chemie International English Edition, 10(1), 74-75, 1971.

- 133) P. H. Bird, V. Kumar and B. C. Pant, "Crystal and Molecular Studies of the (4-Alkoxyphenyl)tellurium(IV) trihalides, (4-EtOPh)TeCl₃, (4-EtOPh)TeBr₃, and (4-MeOPh)TeI₃", Inorganic Chemistry, 19, 2487-2493, 1980.
- 134) A. C. Hazell, "The Crystal Structure of Di- μ -bromo- μ -1,2-cyclo-hexylenetetra bromoditellurium, Te₂Br₆C₆H₁₀", Acta Chemica Scandinavica, 26, 1510-1516, 1972.
- 135) C. Knobler and J. D. McCullough, "Crystal and Molecular Structure of 2-Biphenyltellurium Tribromide, C₁₂H₉TeBr₃", Inorganic Chemistry, 16(3), 612-615, 1977.
- 136) J. D. McCullough, "Crystal and Molecular Structure of the B Modification of 2-Biphenyltellurium Triiodide, C₁₂H₉TeI₃", Inorganic Chemistry, 16(9), 2318-2321, 1977.
- 137) J. D. McCullough and C. Knobler, "Crystal and Molecular Structure of Biphenyltellurium Triiodide, C₁₂H₉TeI₃", Inorganic Chemistry, 15(11), 2728-2731, 1976.
- 138) J. Bergman and L. Engman, "Tellurium in organic synthesis v . X-Ray Structure of 8-Ethoxy-4-cyclo-octenyltellurium trichloride and its relevance to the TeO₂ oxidation of alkenes", Journal of Organometallic Chemistry, 181, 335-347, 1979.
- 139) T. S. Cameron, R. B. Amero, C. Chan and R. E. Cordes, "Cis-2-Ethoxy-cycloheptyltribromotellurium(IV), 2[TeBr₃C₇H₁₂OC₂H₅]", Crystal Structure Communications, 9, 543-547, 1980.
- 140) H. J. Gysling, H. R. Luss and S. A. Gardner, "Organotellurium(IV) Complexes : Synthesis and Molecular Structure of 2,6-diacetylpyridine(C,N,O)Tellurium(IV) Trichloride", Journal of Organometallic Chemistry, 184, 417-431, 1980.

- 141) C. Knobler and J. D. McCullough, "Crystal and Molecular Structure of 1-Thia-4-telluracyclohexane 4,4 Dibromide, $C_4H_8STeBr_2$ ", Inorganic Chemistry, 11, 3026-3029, 1972.
- 142) N. W. Alcock and W. D. Harrison, "Secondary Bonding Part 11: Structure of catena- μ -bromo-dibromo(phenyl)tellurium(IV)" Acta Crystallographica, B38, 2677-2679, 1982.
- 143) M. R. Detty and H. R. Luss, "12-Te-5 Pertelluranes from 1,6-Dioxa-6a-tellurapentalenes, Synthesis, Structure and Reactivity", The Journal of Organic Chemistry, 48(26), 5149-5151, 1983.
- 144) W. R. McWhinnie and P. Thavornyutikarn, "A Spectroscopic Examination of Phenyltellurium Trihalides", Journal of the Chemical Society, Dalton Transactions, 551-554, 1972.
- 145) T. S. Cameron, R. B. Amero and R. E. Cordes, "Di-*Cis*-2-chlorocyclohexyldichlorotellurium(IV) ($C_6H_{10}Cl(TeCl_2)C_6H_{10}Cl$)", Crystal Structure Communications, 9, 533-537, 1980.
- 146) T. S. Cameron, R. B. Amero and R. E. Cordes, "*p*-Tolyl-2-chlorocyclohexyldichlorotellurium(IV), $p-CH_3C_6H_4TeCl_3C_6H_{10}$ " Crystal Structure Communications, 9, 539-542, 1980.
- 147) E. E. Castellano, J. Zukerman-Schpector, J. Tercio, B. Ferreira and J. V. Comassetto, "Structure of Dichloro[(4,4-dimethyl-5-oxo-2,3,4,5-tetrahydro-2-furyl)methyl]- (4-methoxyphenyl)tellurium(IV)", Acta Crystallographica, C42, 44-46. 1986.
- 148) R. F. Ziolo and J. M. Troup, "Experimental Observation of the Tellurium (IV) Bonding and Lone-pair Density in Dimethyltellurium dichloride by X-ray Diffraction Techniques", Journal of the American Chemical Society, 105(2), 229-235, 1983.

- 149) C. L. Raston, R. J. Secomb and A. H. White, "Tellurium Acetylacetonates: Crystal Structures of 1,1-Dichloro-1-telluracyclohexane-3,5-dione and 1-Telluracyclohexane-3,5-dione," Journal of the Chemical Society, Dalton Transactions, 2307-2310, 1976.
- 150) D. Kobelt and E. F. Paulus, "Röntgenstrukturanalyse eines Additionsproduktes von TeCl_4 an Propylen", Journal of Organometallic Chemistry, 27, C63-C64, 1971.
- 151) M. R. Smith, M. M. Mangion and E. A. Meyers, "The Crystal Structure of 10-Acetylphenoxatellurine Nitrate, $\text{C}_{15}\text{H}_{13}\text{NO}_5\text{Te}$," Journal of Heterocyclic Chemistry, 10, 537-541, 1973.
- 152) D. D. Titus, J. Lee and R. F. Ziolo, "The Solid State Structure of Triphenyltelluronium Cyanate-Chloroform (1/2), Journal of Organometallic Chemistry, 120, 381-388, 1976.
- 153) S. B. Bulgarevich, B. B. Rivkin, N. G. Furmanova, O. O. Exner, D. Ya. Movshovich, T. A. Yusman, I. D. Sadekov and V. I. Minkin, "Structure of Diaryltellurium Diacylates", Journal of Structural Chemistry, 25, 85-92, 1984.
- 154) R. H. Jones and T. A. Hamor, "X-Ray Study of Bonding in Crystalline Bis(4-hydroxy-3-methylphenyl)tellurium(IV) Dichloride (β -Isomer)", Journal of Organometallic Chemistry, 262, 151-155, 1984.
- 155) R. K. Chadka, J. E. Drake and M. A. Khan, "Structure of (p -Bromophenyl)dichloro(phenyl)tellurium(IV), $(\text{C}_6\text{H}_5)(\text{C}_6\text{H}_4\text{Br})\text{TeCl}_2$ ", Acta Crystallographica, C39, 45-48, 1983.
- 156) C-K. Huang, D. H. O'Brien, K. J. Irgolic and E. A. Meyers, "4-oxo-2-methylpent-2-en-1-yl Tellurium Trichloride, $\text{C}_6\text{H}_9\text{Cl}_3\text{OTe}$ ", Crystal Structure Communications, 11, 1593-1598, 1982.

- 157) R. K. Chadha and J. E. Drake, "Structure of Dichlorobis(*p*-methoxyphenyl)tellurium(IV), [TeCl₂(C₇H₇O)₂]" Acta Crystallographica, C40, 1349-1352, 1984.
- 158) R. F. Ziolo and M. Extine, "Crystal and Molecular Structure of Unsolvated Triphenyl-telluronium Chloride, (C₆H₅)₃TeCl" Inorganic Chemistry, 19, 2964-2967, 1980.
- 159) R. K. Chadha, J. E. Drake and M. A. Khan, "Crystal Structure of Diethylammonium Tetrachloro(*p*-phenoxyphenyl)tellurate". Canadian Journal of Chemistry, 62, 32-35, 1984.
- 160) F. H. Allen, O. Kennard, D. G. Watson, L. Brammer, A. G. Orpen and R. Taylor, "Tables of Bond Lengths, Determined by X-Ray and Neutron Diffraction, Part 1: Bond Lengths in Organic Compounds", Journal of the Chemical Society, Perkin Transactions II, S1-S19, 1987.
- 161) J. Lamotte, H. Campsteyn, L. Dupont and M. Vermeire, "9-Telluro-1-Formyl-3,4,5,6,7,8-Hexahydro-2H-Anthracene, C₁₄H₁₆O₂Te", Crystal Structure Communications, 6, 749-754, 1977.
- 162) J. D. McCullough, "Crystal and Molecular Structure of Dibenzotellurophene, C₁₂H₈Te", Inorganic Chemistry, 14(11), 2639-2643, 1975.
- 163) W. R. Blackmore and S. C. Abrahams, "The Crystal Structure of Di-*p*-Tolyl Telluride", Acta Crystallographica, 8, 317-323, 1955.
- 164) K. Sh. Karaev, N. G. Furmanova, N. V. Belov, I. D. Sadekov, A. A. Ladatko and V. I. Minkin, "Crystal and Molecular Structure of Tellur-axanthene C₁₃H₁₀Te and 9,9'-*trans*-Bis (tellura-xanthenyl), C₂₆H₁₈Te₂", Journal of Structural Chemistry, 22, 883-888, 1981.

- 165) N. G. Furmanova, N. I. Sorokina, G. M. Abakarov and I. D. Sadekov, "Crystal Structure of 3,7-Dimethyl-10-Ethylphenotellurazine", Journal of Structural Chemistry, 26, 100-103, 1985.
- 166) N. L. M. Dereu, R. A. Zingaro and E. A. Meyers, "Telluranthrene, $C_{12}H_8Te_2$ ", Crystal Structure Communications, 10, 1359-1364, 1981.
- 167) J. A. van Vechten and J. C. Phillips, "New Set of Tetrahedral Covalent Radii", Physical Review B, Solid State, 2, 2160-2167, 1970.
- 168) R. T. Sanderson, "Electronegativity and Bond Energy", Journal of the American Chemical Society 105(6), 2259-2261, 1983.
- 169) H. Hope, C. Knobler and J. D. McCullough, "Crystal and Molecular Structure of 1-Oxa-4-telluracyclohexane 4,4-Diodide, $C_4H_8OTe_2$ ", Inorganic Chemistry, 12(11), 2665-2669, 1973.
- 170) J. D. McCullough, "Crystal and Molecular Structure of Phenoxatellurium 10,10-Diodide, $C_{12}H_8OTe_2$ ", Inorganic Chemistry, 12(11), 2669-2673, 1973.
- 171) J. D. McCullough, "Crystal and Molecular Structure of Dibenzotellurophene Diodide, $C_{12}H_8Te_2$ " Inorganic Chemistry, 14(5), 1142-1145, 1975.
- 172) J. Aramini, R. J. Batchelor, C. H. W. Jones, F. W. B. Einstein and R. D. Sharma, "The X-Ray Crystal Structure of Bis(pentafluorophenyl)tellurium difluoride", Canadian Journal of Chemistry, 65, 2643-2648, 1987.
- 173) I. Ugi, D. Marquarding, H. Klusacek, P. Gillespie and F. Ramirez, "Berry Pseudorotation and Turnstile Rotation", Accounts of Chemical Research, 4(9), 288-296, 1971.

- 174) S. Husebye, "The Structural Chemistry of Complexes of Selenium and Tellurium with Sulphur and Selenium Containing Ligands," pp 298-378, in Proceedings of the Fourth International Conference on the Organic Chemistry of Selenium and Tellurium, F. J. Berry and W. R. McWhinnie (Eds.), The University of Aston in Birmingham, 1983.
- 175) F. Basolo and R. G. Pearson, "The *trans* Effect in Metal Complexes", Progress in Inorganic Chemistry, 4, 381-453, 1962.
- 176) J. Chatt, L. A. Duncanson and L. M. Venanzi, "Directing Effects in Inorganic Substitution Reactions. Part I: A Hypothesis to Explain the *trans* Effect", Chemical Society Journal, Part 4, 4456-4460, 1955.
- 177) J. V. Quagliano and L. Schubert, "The *trans* Effect in Complex Inorganic Compounds", Chemical Reviews, 50, 201-260, 1952.
- 178) A. Pidcock, R. E. Richards and L. M. Venanzi, "¹⁹⁵Pt-³¹P Nuclear Spin Coupling Constants and the Nature of the *trans* effect in Platinum Complexes", Journal of the Chemical Society, Section A, 1707-1710, 1966.
- 179) M. V. Capparelli and L. N. Becka, "Crystal Structure of Disodium *trans*-Disulphito-diamminepalladate(II) Hexahydrate", Journal of the Chemical Society, Section A, 260-265, 1969.
- 180) K. A. Raspin, "The Structure of Binuclear Ruthenium Complexes. Part II: The Crystal and Molecular Structure of $[\text{Ru}_2\text{Cl}_3(\text{Et}_2\text{PhP})_6]^+[\text{RuCl}_3(\text{Et}_2\text{PhP})_3]^-$, Tri- μ -chloro-hexakis(diethylphenylphosphine) diruthenium(II) Trichloro-tris (diethylphenylphosphine) ruthenate(II)", Journal of the Chemical Society, Section A, 461-473.
- 181) R. Eisenberg and J. A. Ibers, "Structure of Hydrido-chlorobis (diphenylethylphosphine)platinum". Inorganic Chemistry 4(6), 773-778, 1965.

- 182) G. G. Messner, E. L. Amma and J. A. Ibers, "Crystal Structure of *cis*-Pt[P(CH₃)₃]₂Cl₂, Inorganic Chemistry, 6(4), 725-730, 1967.
- 183) R. H. Jones and T. A. Hamor, "The Crystal Structure of 1-allyl-1-bromo-3,4-benzo-1-telluracyclopentane (C₈H₈Te(C₃H₅)Br), 1-Phenacyl-1-bromo-3,4-benzo-1-telluracyclopentane, (C₈H₈Te(C₈H₇O)Br) and 1-deuteromethyl-1-iodo-3,4-benzo-1-tellurocyclopentane (C₈H₈Te(CD₃)I, The *trans* effect in organotellurium bromides and iodides", Journal of Organometallic Chemistry, 234, 299-308, 1982.
- 184) L. Prasad, E. J. Gabe and Y. Le Page, "The Crystal Structure of 2,2-Bipyridyldiphenyl-diisothiocyanato Tin(IV)", Acta Crystallographica, A37, C222, 1981.
- 185) A. W. Cordes and J. W. Kolis, "Crystal Structures of the Free Tetratelluride ion and the Tetratelluride ion as a Bidentate Ligand: Structures of (PPh₄)₂Te₄ (I), (PPh₄)₂Cr(CO₄)(Te₄) (II) and (PPh₄)₂Cr₃(Te₄)₆ (III), Paper presented at the American Crystallographic Association Annual Meeting, University of Texas, Austin, Texas, March 15-20, 1987.